

EVAPCO, INC.



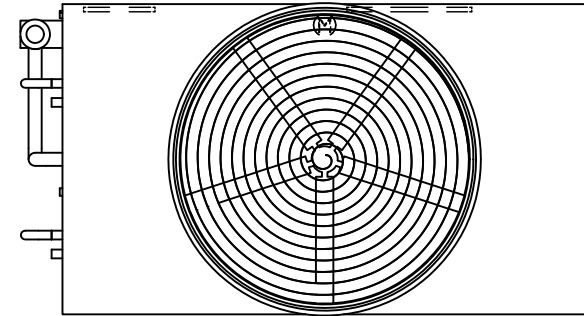
UNIT	CLOSED CIRCUIT COOLER	MODEL #	eco-ATWB-H 12-2N20-U22	SCALE	N.T.S.	DWG. #	EGH1220MR-DRB-ST	REV.	-	DATE	9/9/2025	SERIAL #	
------	-----------------------	---------	------------------------	-------	--------	--------	------------------	------	---	------	----------	----------	--

NOTES:

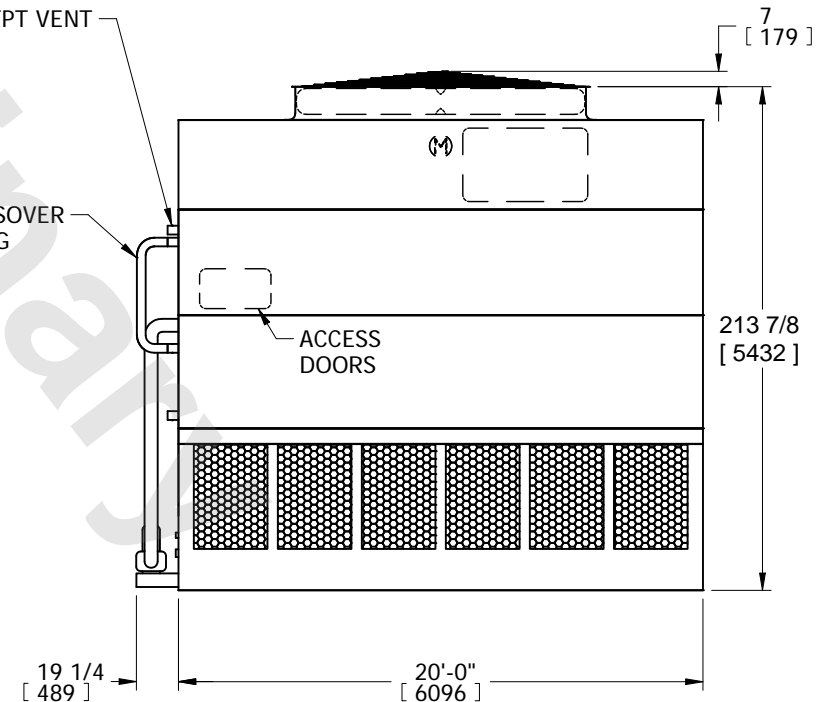
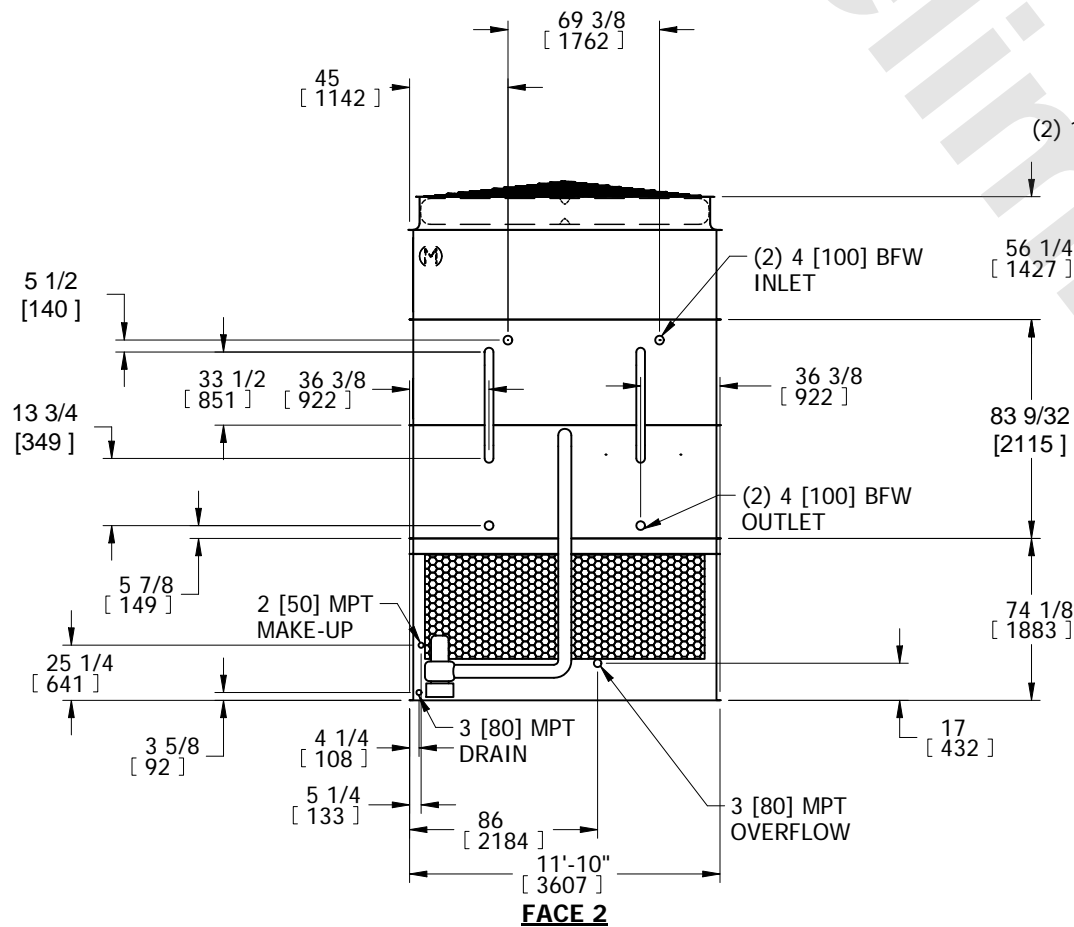
1. (M)- FAN MOTOR LOCATION
2. HEAVIEST SECTION IS COIL SECTION
3. MPT DENOTES MALE PIPE THREAD
FPT DENOTES FEMALE PIPE THREAD
BFW DENOTES BEVELED FOR WELDING
4. +UNIT WEIGHT DOES NOT INCLUDE
ACCESSORIES (SEE ACCESSORY
DRAWINGS)
5. MAKE-UP WATER PRESSURE
20 psi MIN [137 kPa], 50 psi MAX [344 kPa]

6. DIMENSIONS LISTED AS FOLLOWS:
ENGLISH IN
[METRIC] [mm]
7. * - APPROXIMATE DIMENSIONS DO
NOT USE FOR PRE-FABRICATION
OF CONNECTING PIPING.

**FACE 2
PLAN VIEW**



FACE 1



SHIPPING WEIGHT	28060 lbs+ [12730] kg+	OPERATING WEIGHT	41030 lbs+ [18615] kg+	HEAVIEST SECTION WEIGHT	19470 lbs+ [8830] kg+	NO. OF SHIPPING SECTIONS	3	DRAWN BY:	SFR
-----------------	------------------------	------------------	------------------------	-------------------------	-----------------------	--------------------------	---	-----------	-----