

EVAPCO, INC.

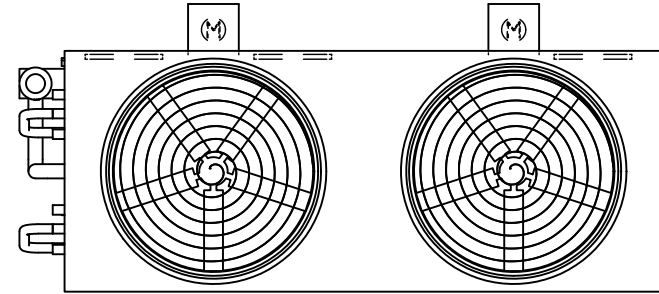


UNIT CLOSED CIRCUIT COOLER	MODEL # eco-ATWB-H 9-1H21-U22	SCALE N.T.S.	DWG. # EGH092102-DRB-ST	REV. -	DATE 4/5/2026	SERIAL #
-------------------------------	----------------------------------	-----------------	----------------------------	-----------	------------------	----------

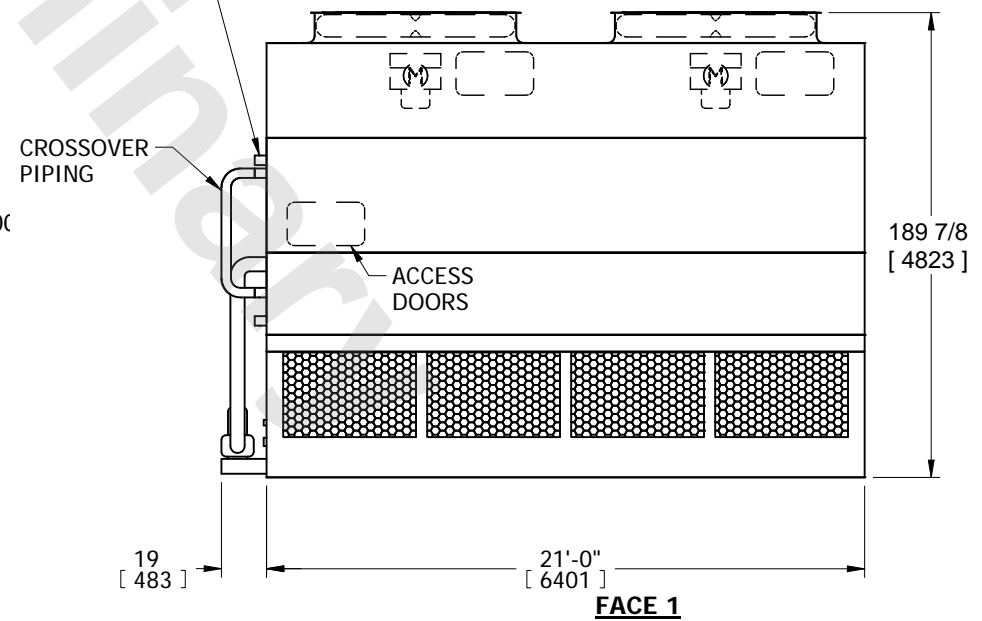
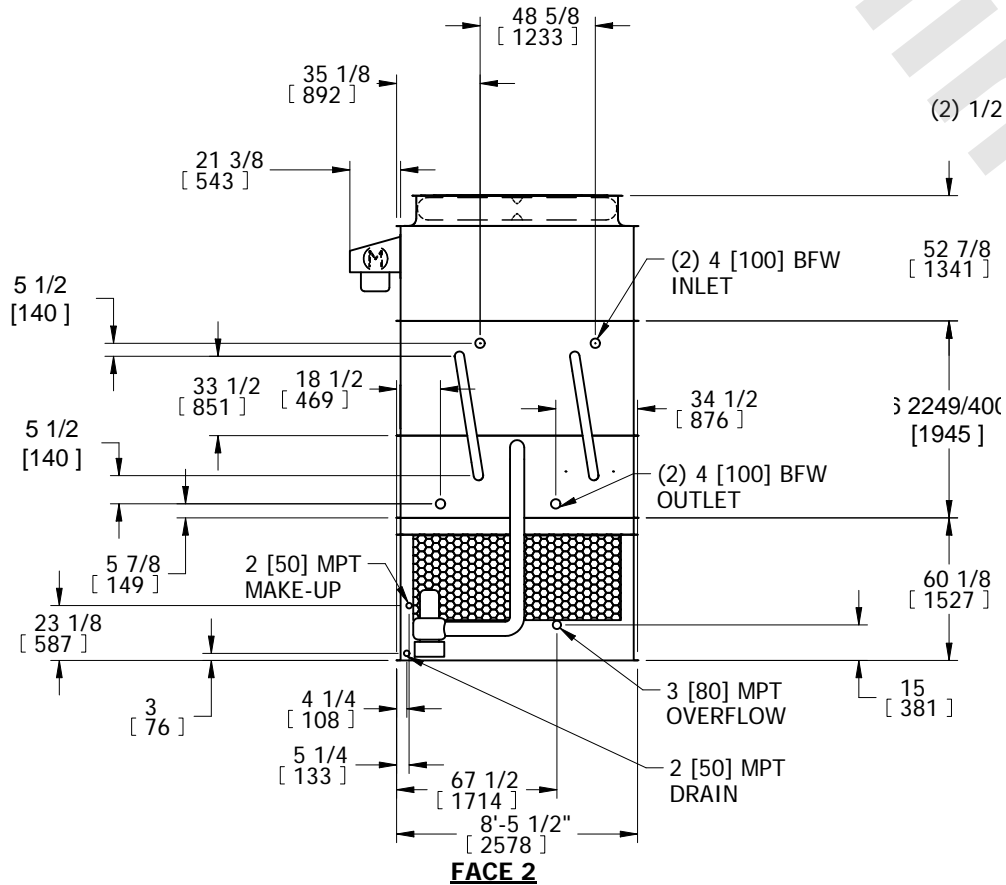
- NOTES:
- (M)- FAN MOTOR LOCATION
 - HEAVIEST SECTION IS COIL SECTION
 - MPT DENOTES MALE PIPE THREAD
FPT DENOTES FEMALE PIPE THREAD
BFW DENOTES BEVELED FOR WELDING
 - +UNIT WEIGHT DOES NOT INCLUDE ACCESSORIES (SEE ACCESSORY DRAWINGS)
 - MAKE-UP WATER PRESSURE
20 psi MIN [137 kPa], 50 psi MAX [344 kPa]

- DIMENSIONS LISTED AS FOLLOWS:
ENGLISH IN
[METRIC] [mm]
- * - APPROXIMATE DIMENSIONS DO NOT USE FOR PRE-FABRICATION OF CONNECTING PIPING.

**FACE 2
PLAN VIEW**



FACE 1



SHIPPING WEIGHT 17480 lbs+ [7930] kg+	OPERATING WEIGHT 25130 lbs+ [11400] kg+	HEAVIEST SECTION WEIGHT 9990 lbs+ [4530] kg+	NO. OF SHIPPING SECTIONS 3	DRAWN BY: SFR
--	--	---	-------------------------------	------------------