

EVAPCO, INC.

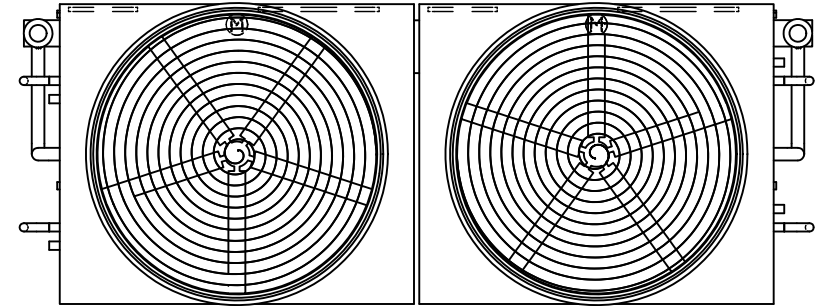


| | | | | | | | | | | | | | |
|------|-----------------------|---------|------------------------|-------|--------|--------|------------------|------|---|------|----------|----------|--|
| UNIT | CLOSED CIRCUIT COOLER | MODEL # | eco-ATWB-H 12-2N28-U22 | SCALE | N.T.S. | DWG. # | EGH1228MR-DRC-ST | REV. | - | DATE | 9/9/2025 | SERIAL # | |
|------|-----------------------|---------|------------------------|-------|--------|--------|------------------|------|---|------|----------|----------|--|

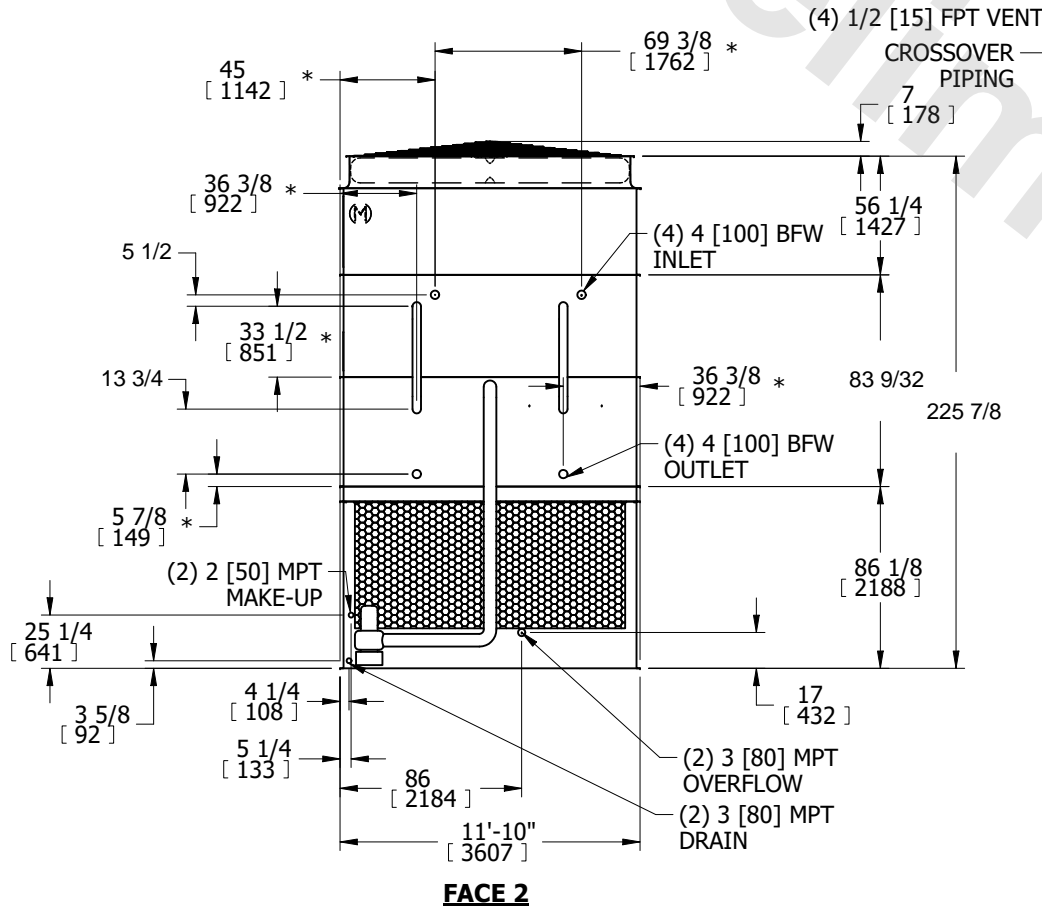
NOTES:

- (M)- FAN MOTOR LOCATION
- HEAVIEST SECTION IS COIL SECTION
- MPT DENOTES MALE PIPE THREAD
FPT DENOTES FEMALE PIPE THREAD
BFW DENOTES BEVELED FOR WELDING
GVD DENOTES GROOVED
FLG DENOTES FLANGE
- +UNIT WEIGHT DOES NOT INCLUDE ACCESSORIES (SEE ACCESSORY DRAWINGS)
- MAKE-UP WATER PRESSURE
20 psi MIN [137 kPa], 50 psi MAX [344 kPa]
- 3/4" [19mm] DIA. MOUNTING HOLES. REFER TO RECOMMENDED STEEL SUPPORT DRAWING.
- * - APPROXIMATE DIMENSIONS DO NOT USE FOR PRE-FABRICATION OF CONNECTING PIPING.

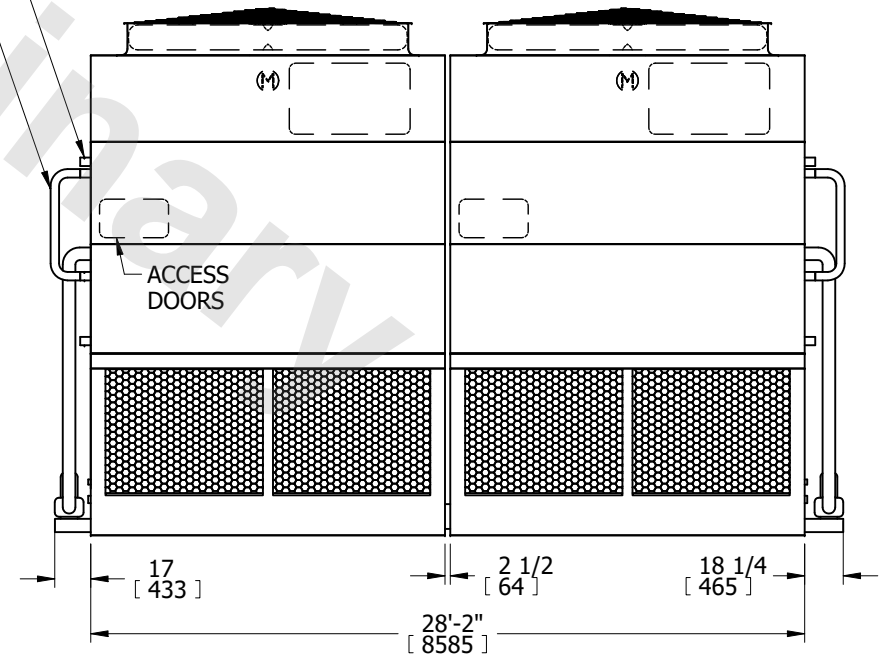
**FACE 2
PLAN VIEW**



FACE 1



FACE 2



FACE 1

| | | | | | | | | | |
|-----------------|------------------------|------------------|------------------------|-------------------------|-----------------------|--------------------------|---|-----------|-----|
| SHIPPING WEIGHT | 40780 lbs+ [18500] kg+ | OPERATING WEIGHT | 59000 lbs+ [26765] kg+ | HEAVIEST SECTION WEIGHT | 13970 lbs+ [6340] kg+ | NO. OF SHIPPING SECTIONS | 6 | DRAWN BY: | SFR |
|-----------------|------------------------|------------------|------------------------|-------------------------|-----------------------|--------------------------|---|-----------|-----|