

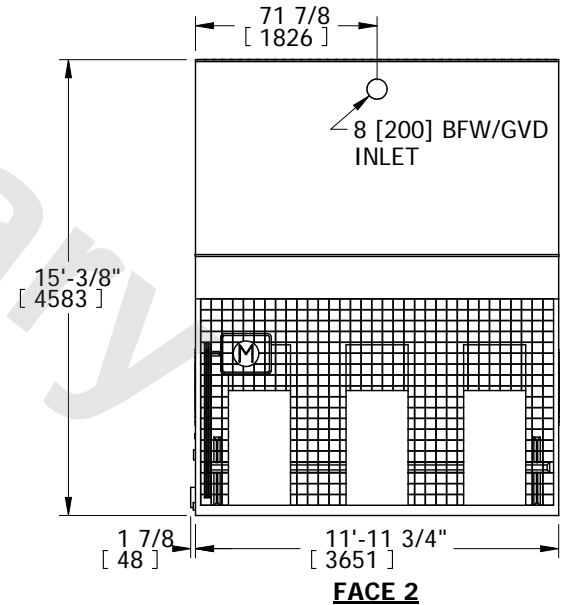
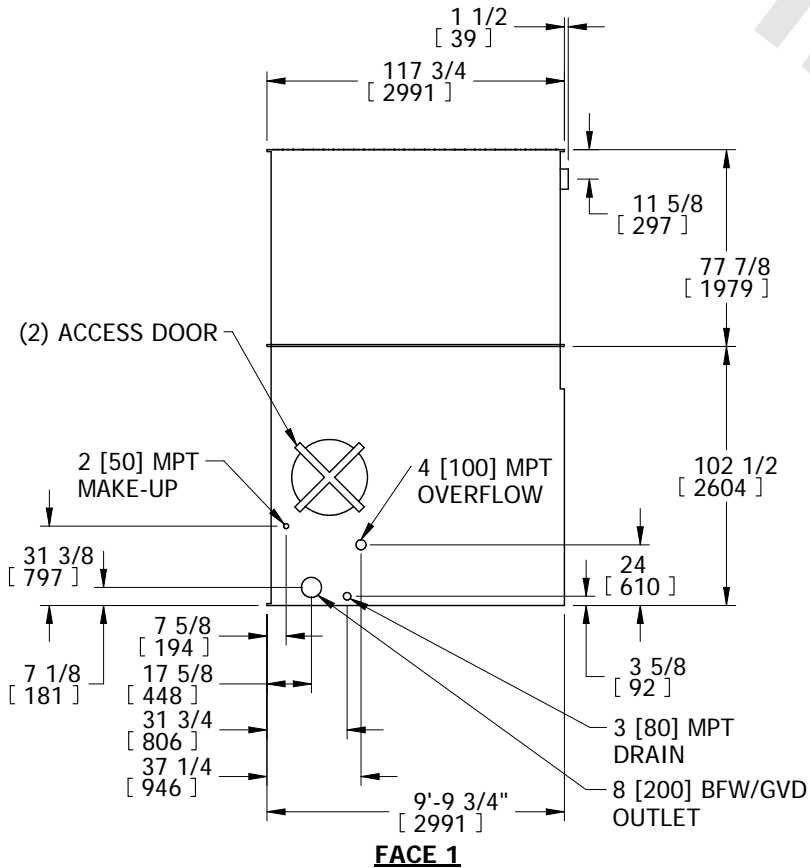
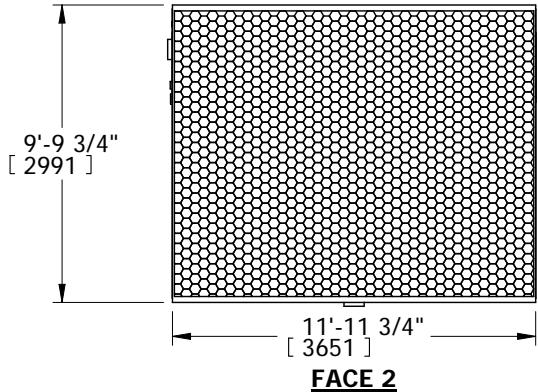
EVAPCO, INC.



| | | | | | | |
|------------------------------|-----------------------|-----------------|----------------------------|-----------|-------------------|----------|
| UNIT COOLING TOWER | MODEL # LSTE-10112 | SCALE N.T.S. | DWG. # TLETM1236-DRA-ST | REV. - | DATE 6/14/2026 | SERIAL # |
|------------------------------|-----------------------|-----------------|----------------------------|-----------|-------------------|----------|

- NOTES:
- (M)- FAN MOTOR LOCATION
 - HEAVIEST SECTION IS LOWER SECTION
 - MPT DENOTES MALE PIPE THREAD
FPT DENOTES FEMALE PIPE THREAD
BFW DENOTES BEVELED FOR WELDING
GVD DENOTES GROOVED FOR VICTAULIC
 - +UNIT WEIGHT DOES NOT INCLUDE ACCESSORIES (SEE ACCESSORY DRAWINGS)
 - MAKE-UP WATER PRESSURE
20 psi MIN [137 kPa], 50 psi MAX [344 kPa]
 - 3/4" [19mm] DIA. MOUNTING HOLES. REFER TO RECOMMENDED STEEL SUPPORT DRAWING
 - DIMENSIONS LISTED AS FOLLOWS: ENGLISH IN [METRIC] [mm]

**FACE 1
PLAN VIEW**



| | | | |
|---|---|---|-------------------------------|
| SHIPPING WEIGHT 8200 lbs+ [3719] kg+ | OPERATING WEIGHT 14110 lbs+ [6400] kg+ | HEAVIEST SECTION WEIGHT 5020 lbs+ [2277] kg+ | NO. OF SHIPPING SECTIONS 2 |
|---|---|---|-------------------------------|