

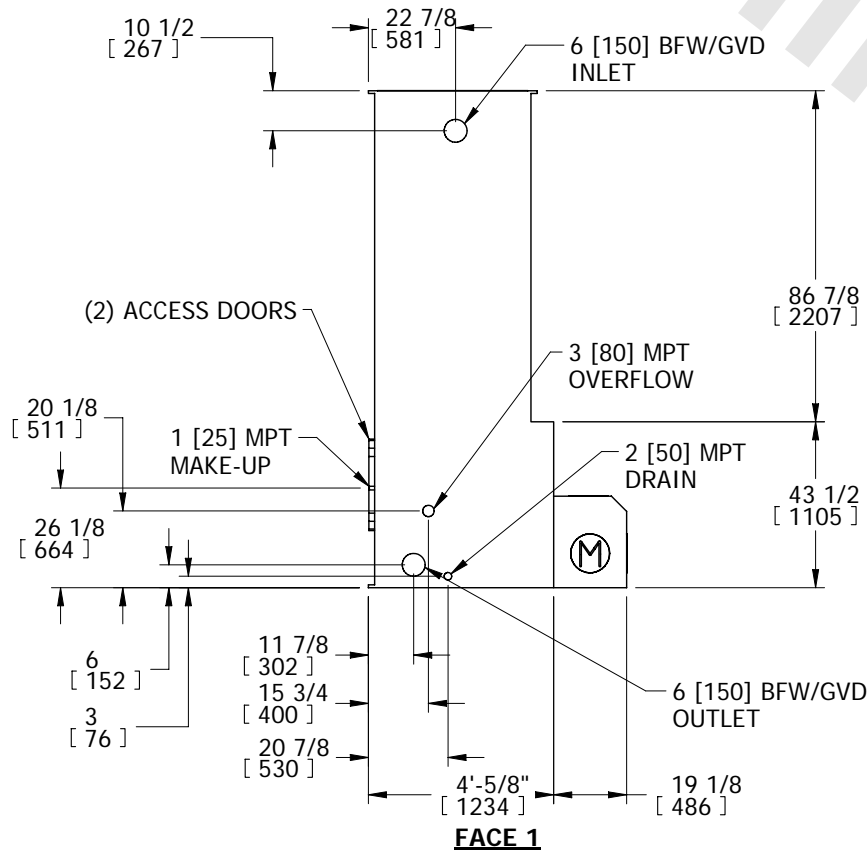
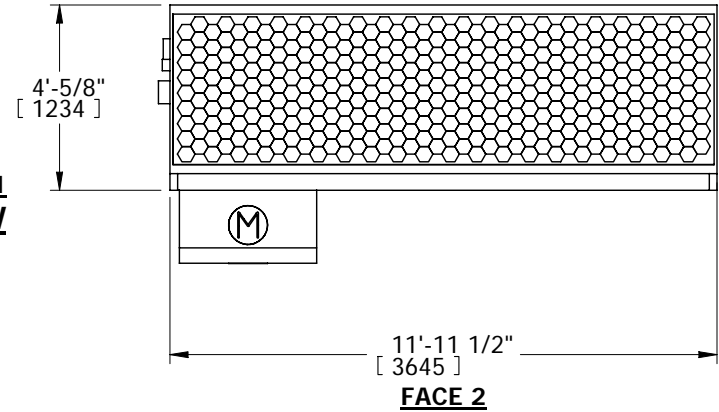
EVAPCO, INC.



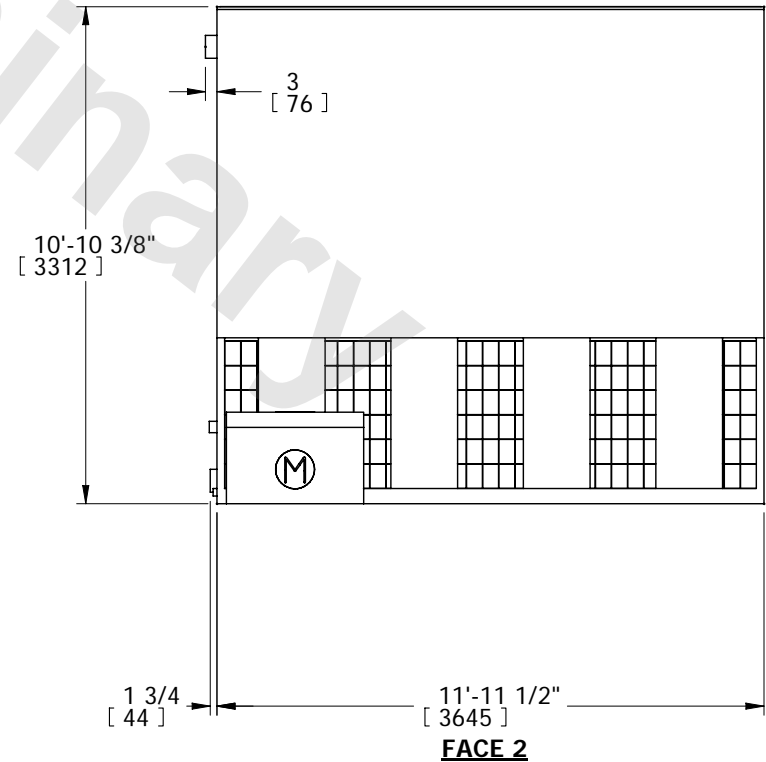
| | | | | | | |
|------------------------------|----------------------|-----------------|----------------------------|-----------|-------------------|----------|
| UNIT COOLING TOWER | MODEL # LSTE-4512 | SCALE N.T.S. | DWG. # TLE041248-DRA-ST | REV. - | DATE 5/25/2026 | SERIAL # |
|------------------------------|----------------------|-----------------|----------------------------|-----------|-------------------|----------|

- NOTES:
- (M)- FAN MOTOR LOCATION
 - HEAVIEST SECTION IS LOWER SECTION
 - MPT DENOTES MALE PIPE THREAD
FPT DENOTES FEMALE PIPE THREAD
BFW DENOTES BEVELED FOR WELDING
GVD DENOTES GROOVED FOR VICTAULIC
 - +UNIT WEIGHT DOES NOT INCLUDE ACCESSORIES (SEE ACCESSORY DRAWINGS)
 - MAKE-UP WATER PRESSURE
20 psi MIN [137 kPa], 50 psi MAX [344 kPa]
 - 3/4" [19mm] DIA. MOUNTING HOLES. REFER TO RECOMMENDED STEEL SUPPORT DRAWING
 - DIMENSIONS LISTED AS FOLLOWS: ENGLISH IN [METRIC] [mm]
 - MAKE-UP CONNECTION LOCATED 7 5/8" FROM CONNECTION END OF UNIT

**FACE 1
PLAN VIEW**



FACE 1



FACE 2

| | | | |
|---|--|--|-------------------------------|
| SHIPPING WEIGHT 3490 lbs+ [1583] kg+ | OPERATING WEIGHT 4800 lbs+ [2177] kg+ | HEAVIEST SECTION WEIGHT 1920 lbs+ [871] kg+ | NO. OF SHIPPING SECTIONS 2 |
|---|--|--|-------------------------------|