

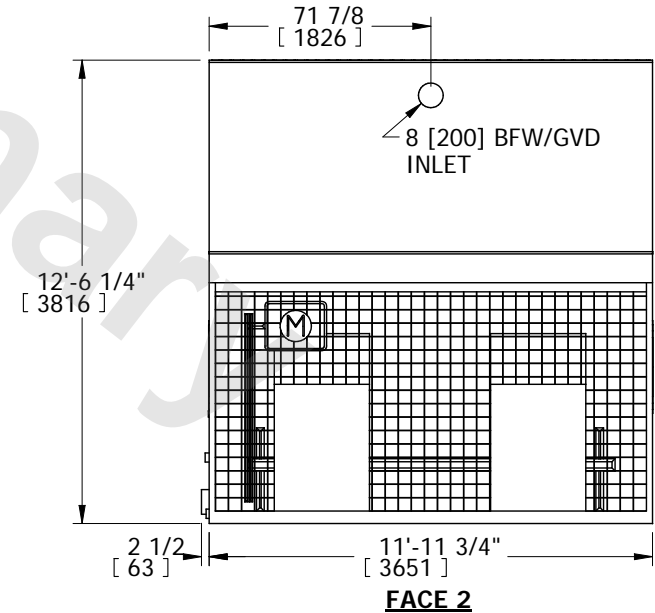
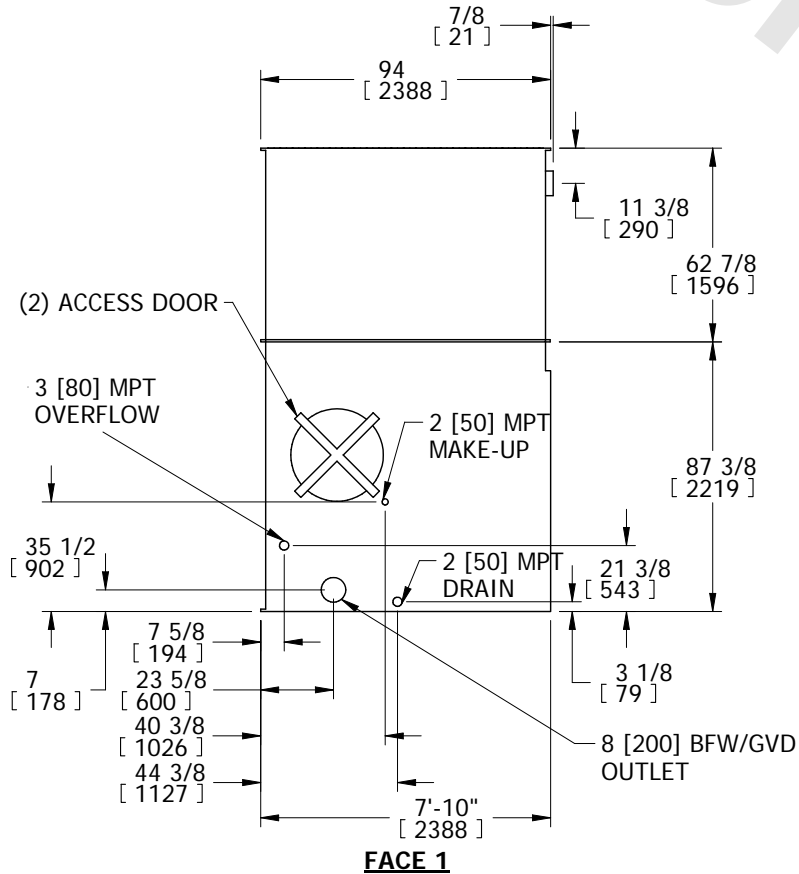
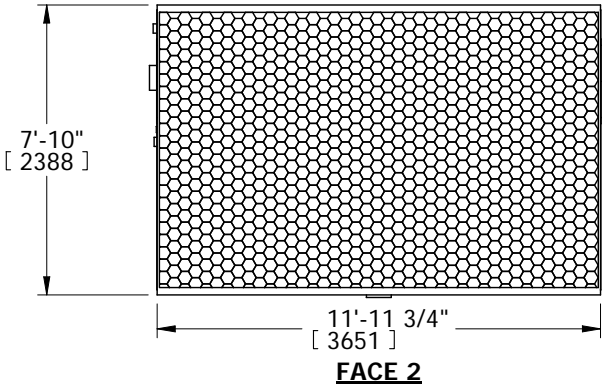
EVAPCO, INC.



UNIT COOLING TOWER	MODEL # LSTE-8P112U	SCALE N.T.S.	DWG. # TLEOP1224-DRA-ST	REV. -	DATE 5/25/2026	SERIAL #
------------------------------	------------------------	-----------------	----------------------------	-----------	-------------------	----------

- NOTES:
- (M)- FAN MOTOR LOCATION
 - HEAVIEST SECTION IS LOWER SECTION
 - MPT DENOTES MALE PIPE THREAD
FPT DENOTES FEMALE PIPE THREAD
BFW DENOTES BEVELED FOR WELDING
GVD DENOTES GROOVED FOR VICTAULIC
 - +UNIT WEIGHT DOES NOT INCLUDE ACCESSORIES (SEE ACCESSORY DRAWINGS)
 - MAKE-UP WATER PRESSURE
20 psi MIN [137 kPa], 50 psi MAX [344 kPa]
 - 3/4" [19mm] DIA. MOUNTING HOLES. REFER TO RECOMMENDED STEEL SUPPORT DRAWING
 - DIMENSIONS LISTED AS FOLLOWS: ENGLISH IN [METRIC] [mm]

**FACE 1
PLAN VIEW**



SHIPPING WEIGHT 5710 lbs+ [2590] kg+	OPERATING WEIGHT 9190 lbs+ [4169] kg+	HEAVIEST SECTION WEIGHT 3590 lbs+ [1628] kg+	NO. OF SHIPPING SECTIONS 2
---	--	---	-------------------------------