

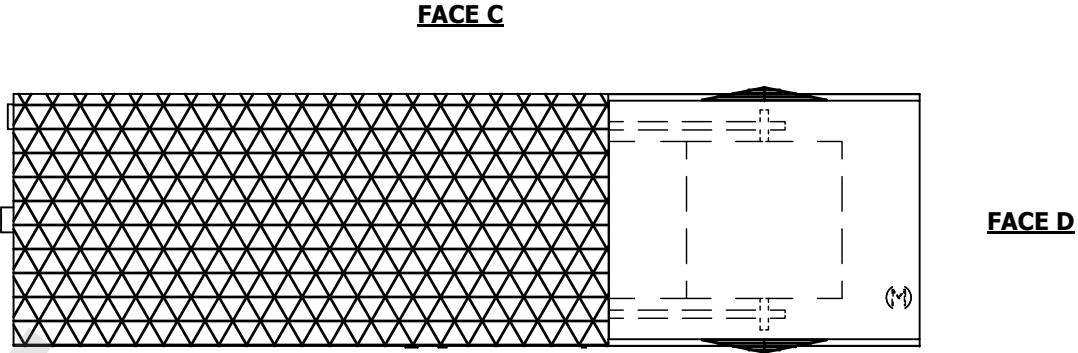
UNIT	COOLING TOWER
MODEL #	LPT-5612
SCALE	NTS

EVAPCO, INC.

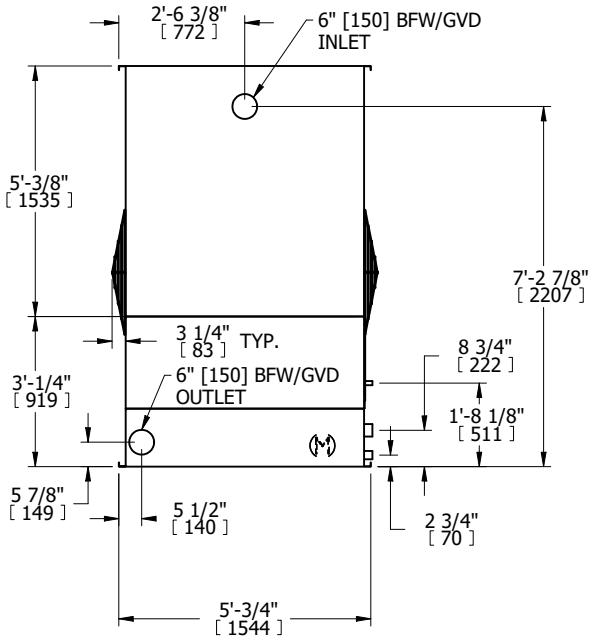
DWG. #	TV05123P-DRE-ST	REV.	-
SERIAL #		DATE	5/14/2026

- NOTES:
- M - FAN MOTOR LOCATION
 - MPT DENOTES MALE PIPE THREAD
(FP) DENOTES FEMALE PIPE THREAD
BFW DENOTES BEVELED FOR WELDING
GVD DENOTES GROOVED
FLG DENOTES FLANGE
 - + UNIT WEIGHT DOES NOT INCLUDE ACCESSORIES (SEE SEPARATE DRAWINGS FOR ACCESSORIES)
 - 3/4" DIA. MOUNTING HOLES. REFER TO RECOMMENDED STEEL SUPPORT DRAWING
 - MAKE-UP WATER PRESSURE-20 psi MIN, 50 psi MAX
 - DIMENSIONS LISTED AS FOLLOWS:
ENGLISH FT-IN
[METRIC] MM

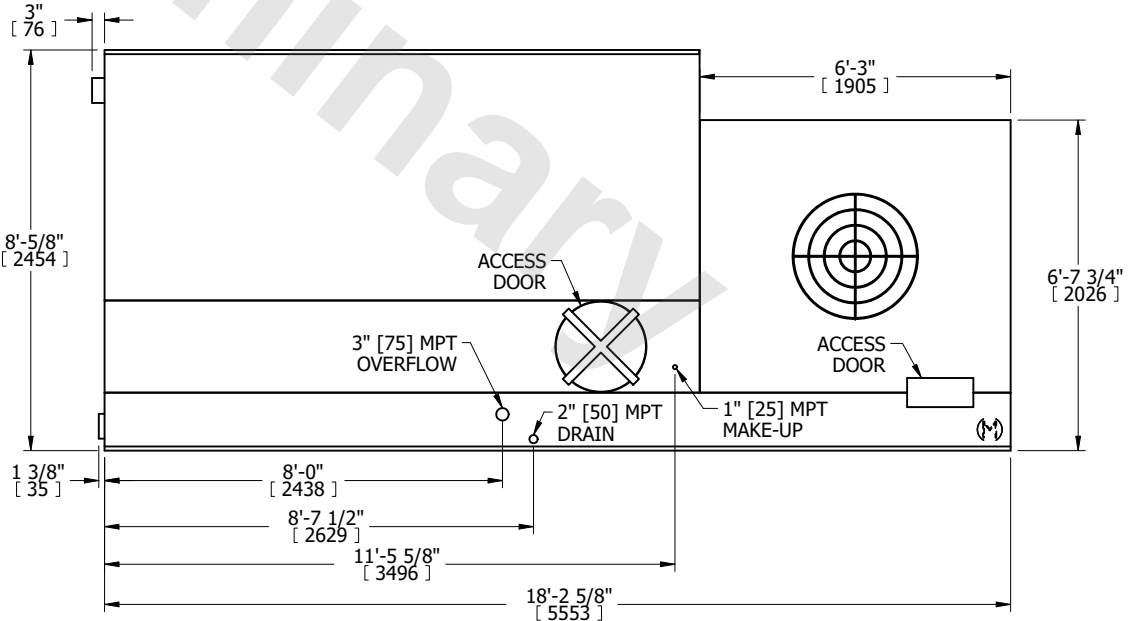
FACE B
PLAN VIEW



FACE A



FACE B



FACE A

SHIPPING WEIGHT	3720 lbs+ [1690] kg+	OPERATING WEIGHT	7270 lbs+ [3300] kg+	HEAVIEST SECTION WEIGHT	3720 lbs+ [1690] kg+	NO. OF SHIPPING SECTIONS	1	DRAWN BY:	JLG
-----------------	----------------------	------------------	----------------------	-------------------------	----------------------	--------------------------	---	-----------	-----