

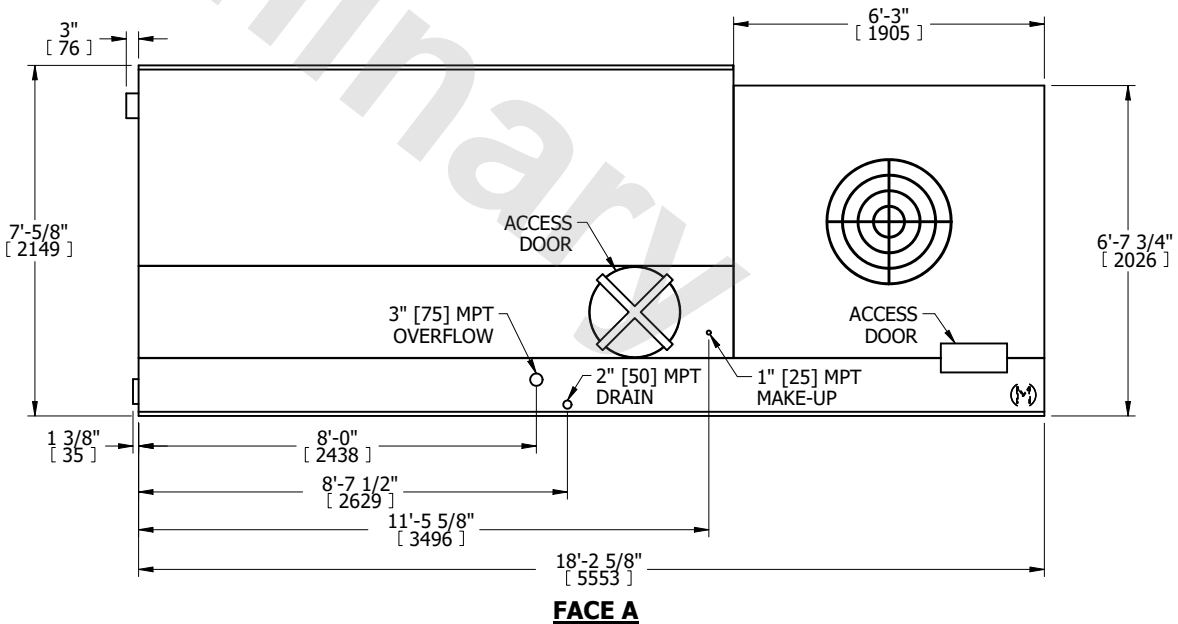
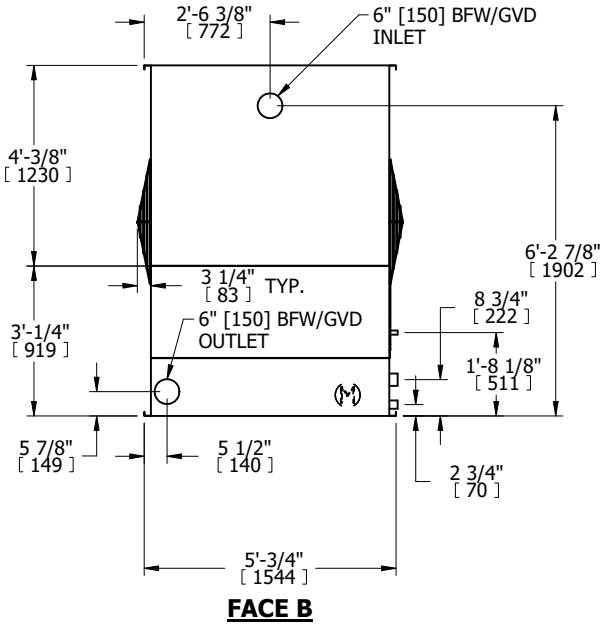
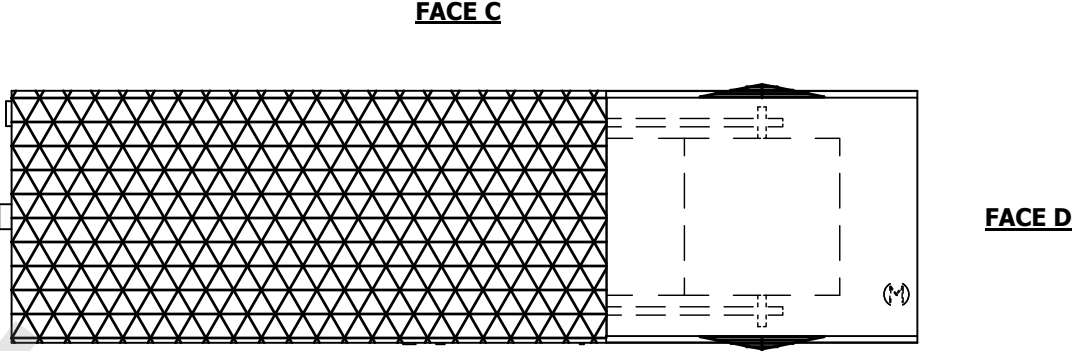
| | |
|---------|---------------|
| UNIT | COOLING TOWER |
| MODEL # | LPT-5112U |
| SCALE | NTS |



| | | | |
|----------|-----------------|------|----------|
| DWG. # | TV05122P-DRE-ST | REV. | - |
| SERIAL # | | DATE | 2/3/2026 |

- NOTES:
- (M) FAN MOTOR LOCATION
 - MPT DENOTES MALE PIPE THREAD
FPT DENOTES FEMALE PIPE THREAD
BFW DENOTES BEVELED FOR WELDING
GVD DENOTES GROOVED
FLG DENOTES FLANGE
 - + UNIT WEIGHT DOES NOT INCLUDE ACCESSORIES (SEE SEPARATE DRAWINGS FOR ACCESSORIES)
 - 3/4" DIA. MOUNTING HOLES. REFER TO RECOMMENDED STEEL SUPPORT DRAWING
 - MAKE-UP WATER PRESSURE-20 psi MIN, 50 psi MAX
 - DIMENSIONS LISTED AS FOLLOWS:
ENGLISH FT-IN
[METRIC] MM

FACE B
PLAN VIEW



| | | | | | | | | | |
|-----------------|----------------------|------------------|----------------------|-------------------------|----------------------|--------------------------|---|-----------|-----|
| SHIPPING WEIGHT | 3440 lbs+ [1565] kg+ | OPERATING WEIGHT | 6990 lbs+ [3175] kg+ | HEAVIEST SECTION WEIGHT | 3440 lbs+ [1565] kg+ | NO. OF SHIPPING SECTIONS | 1 | DRAWN BY: | JLG |
|-----------------|----------------------|------------------|----------------------|-------------------------|----------------------|--------------------------|---|-----------|-----|