

UNIT	COOLING TOWER
MODEL #	LPT-539L
SCALE	NTS

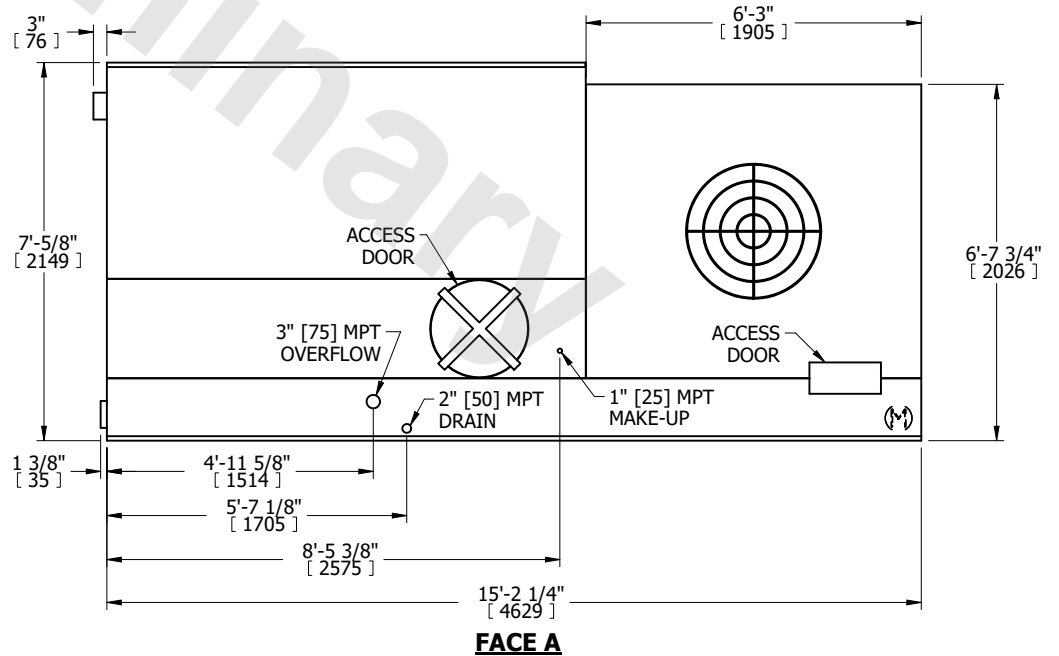
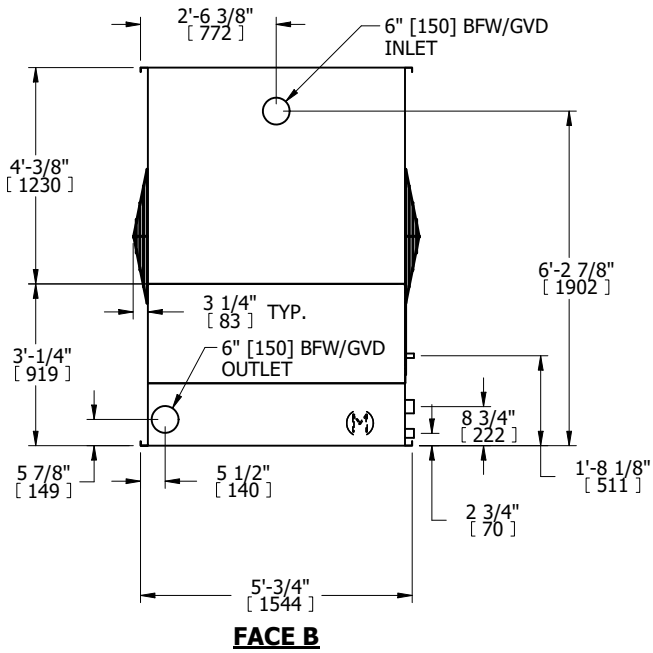
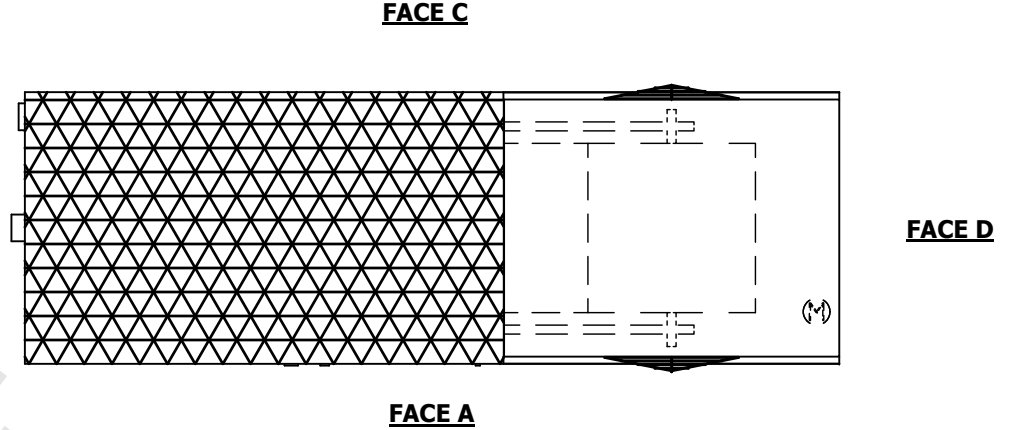
EVAPCO, INC.



DWG. #	TV05092F-DRE-ST	REV.	-
SERIAL #		DATE	7/4/2026

- NOTES:
- (M) FAN MOTOR LOCATION
 - MPT DENOTES MALE PIPE THREAD
FPT DENOTES FEMALE PIPE THREAD
BFW DENOTES BEVELED FOR WELDING
GVD DENOTES GROOVED
FLG DENOTES FLANGE
 - + UNIT WEIGHT DOES NOT INCLUDE ACCESSORIES (SEE SEPARATE DRAWINGS FOR ACCESSORIES)
 - 3/4" DIA. MOUNTING HOLES. REFER TO RECOMMENDED STEEL SUPPORT DRAWING
 - MAKE-UP WATER PRESSURE-20 psi MIN, 50 psi MAX
 - DIMENSIONS LISTED AS FOLLOWS:
ENGLISH FT-IN
[METRIC] [mm]

FACE B
PLAN VIEW



SHIPPING WEIGHT 2990 lbs+ [1360] kg+

OPERATING WEIGHT 5590 lbs+ [2540] kg+

HEAVIEST SECTION WEIGHT 2990 lbs+ [1360] kg+

NO. OF SHIPPING SECTIONS 1

DRAWN BY: JLG