

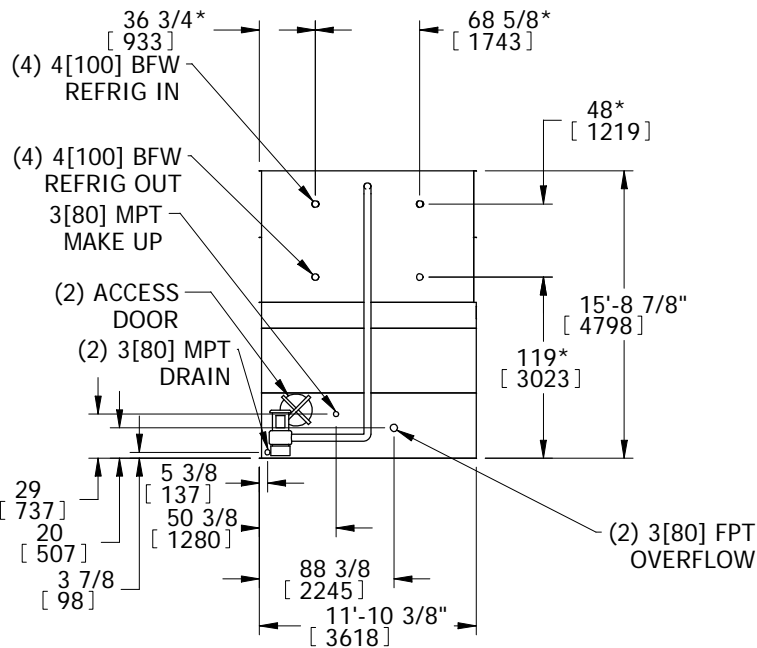
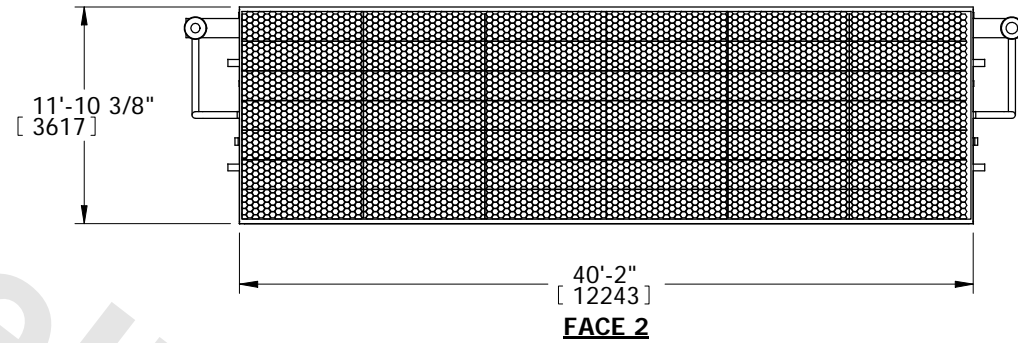
# EVAPCO, INC.



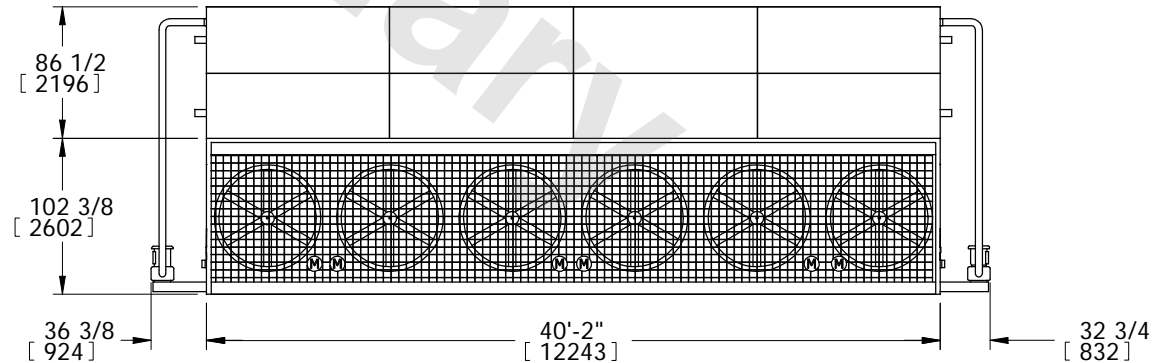
UNIT	MODEL #	SCALE	DWG. #	REV.	DATE	SERIAL #
EVAPORATIVE CONDENSER	PMC-1985E	N.T.S.	CE124012-DRB-ST	-	7/20/2025	

- NOTES:
1. (M)- FAN MOTOR LOCATION
  2. HEAVIEST SECTION IS UPPER SECTION
  3. MPT DENOTES MALE PIPE THREAD  
FPT DENOTES FEMALE PIPE THREAD  
BFW DENOTES BEVELED FOR WELDING
  4. +UNIT WEIGHT DOES NOT INCLUDE ACCESSORIES (SEE ACCESSORY DRAWINGS)
  5. 3/4" DIA. MOUNTING HOLES. REFER TO RECOMMENDED STEEL SUPPORT DRAWING.
  6. MAKE-UP WATER PRESSURE  
20 psi MIN [137 kPa], 50 psi MAX [344 kPa]
  7. \*-APPROXIMATE DIMENSIONS DO NOT USE FOR PRE-FABRICATION OF CONNECTING PIPING
  8. DIMENSIONS LISTED AS FOLLOWS: ENGLISH IN [METRIC] [mm]

**FACE 1  
PLAN VIEW**



**FACE 1**



**FACE 2**

SHIPPING WEIGHT	73590 lbs+ [33380] kg+	OPERATING WEIGHT	93880 lbs+ [42583] kg+	HEAVIEST SECTION WEIGHT	29050 lbs+ [13177] kg+	NO. OF SHIPPING SECTIONS	3
-----------------	------------------------	------------------	------------------------	-------------------------	------------------------	--------------------------	---