

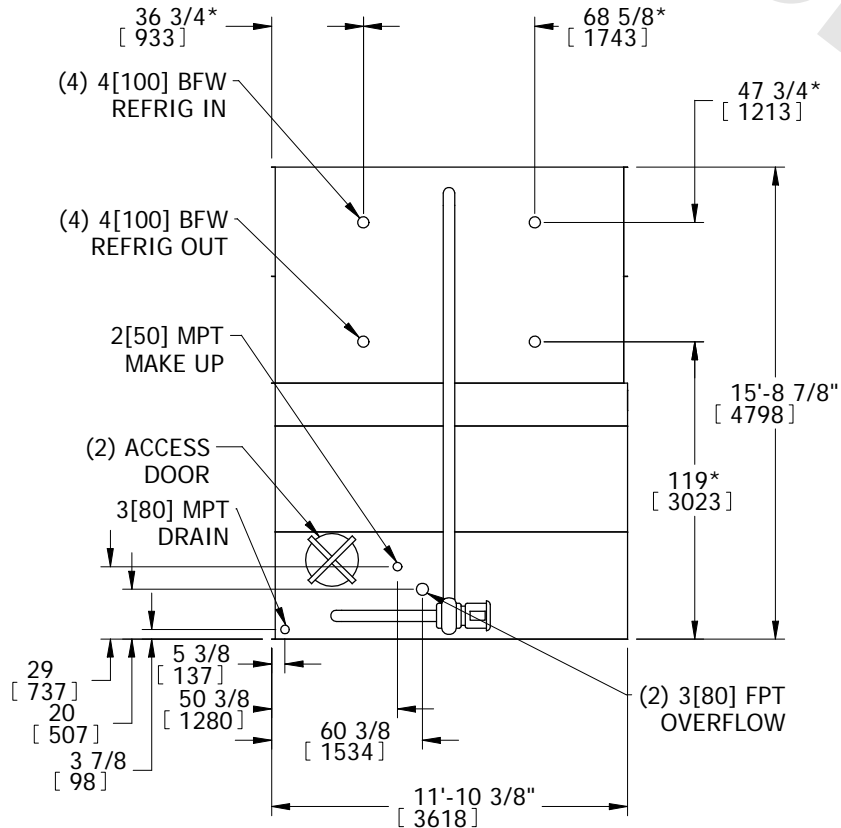
EVAPCO, INC.



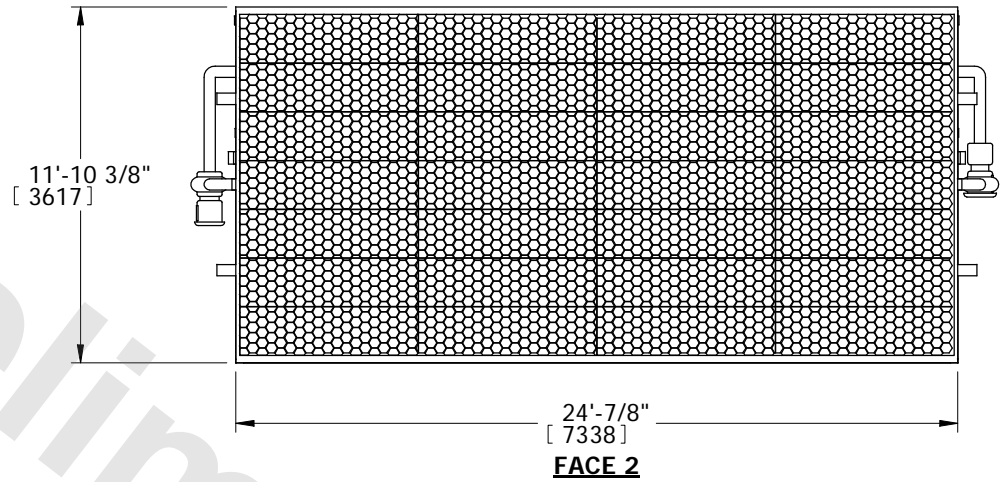
UNIT EVAPORATIVE CONDENSER	MODEL # PMC-1004E	SCALE N.T.S.	DWG. # CE122412-DRC-ST	REV. -	DATE 7/21/2025	SERIAL #
--------------------------------------	----------------------	-----------------	---------------------------	-----------	-------------------	----------

- NOTES:
1. (M)- FAN MOTOR LOCATION
 2. HEAVIEST SECTION IS UPPER SECTION
 3. MPT DENOTES MALE PIPE THREAD
FPT DENOTES FEMALE PIPE THREAD
BFW DENOTES BEVELED FOR WELDING
 4. +UNIT WEIGHT DOES NOT INCLUDE
ACCESSORIES (SEE ACCESSORY DRAWINGS)
 5. 3/4" DIA. MOUNTING HOLES. REFER TO
RECOMMENDED STEEL SUPPORT DRAWING.
 6. MAKE-UP WATER PRESSURE
20 psi MIN [137 kPa], 50 psi MAX [344 kPa]
 7. *-APPROXIMATE DIMENSIONS DO NOT USE
FOR PRE-FABRICATION OF CONNECTING
PIPING
 8. DIMENSIONS LISTED AS FOLLOWS: ENGLISH IN
[METRIC] [mm]

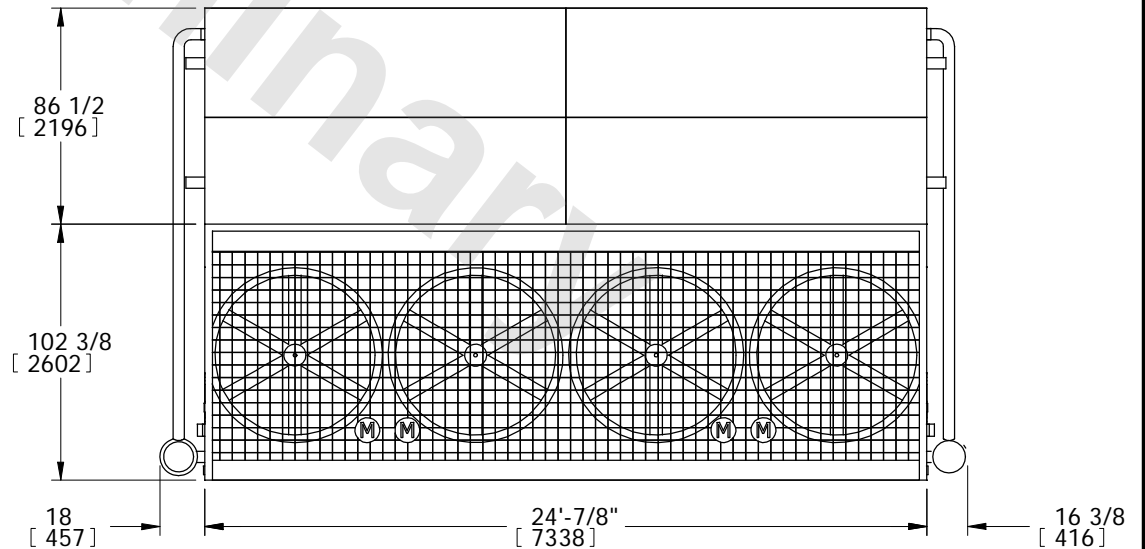
**FACE 1
PLAN VIEW**



FACE 1



FACE 2



FACE 2

SHIPPING WEIGHT 44810 lbs+ [20325] kg+	OPERATING WEIGHT 57150 lbs+ [25923] kg+	HEAVIEST SECTION WEIGHT 17260 lbs+ [7829] kg+	NO. OF SHIPPING SECTIONS 3
---	--	--	-------------------------------