

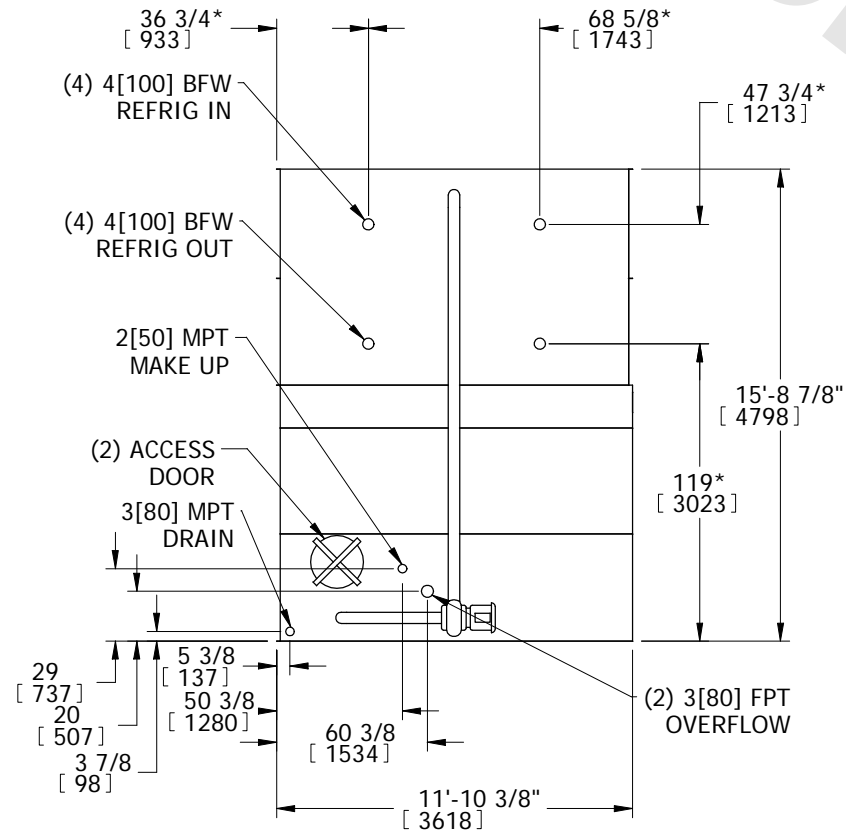
# EVAPCO, INC.



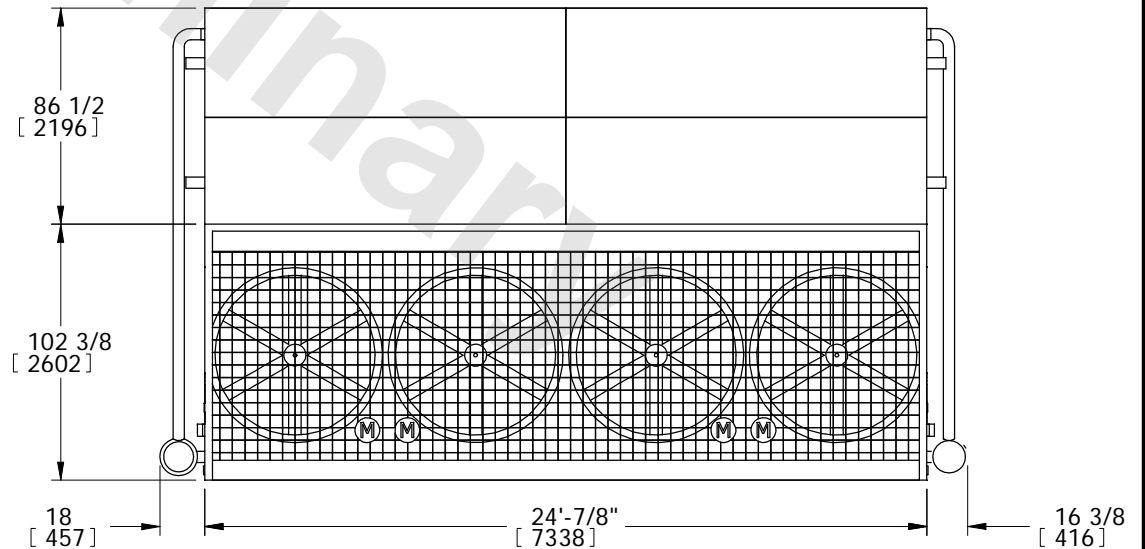
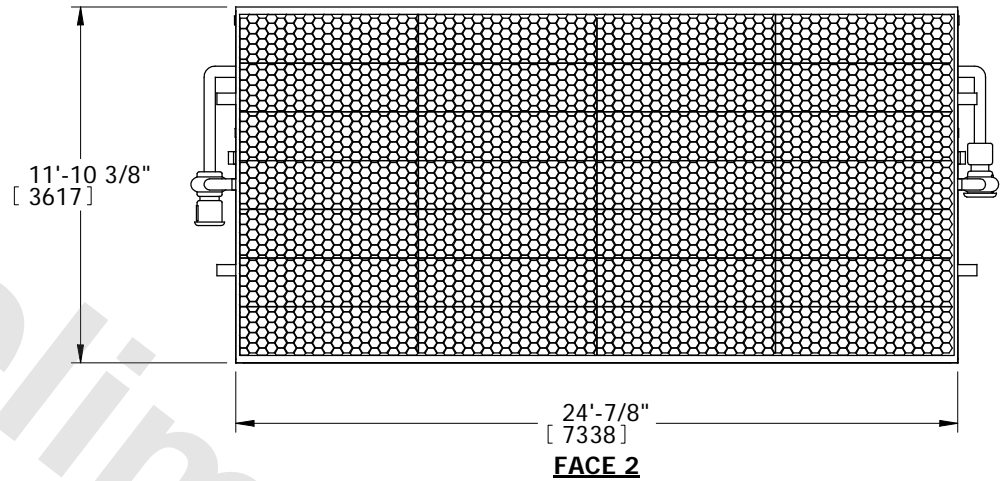
UNIT <b>EVAPORATIVE CONDENSER</b>	MODEL # PMC-1004E	SCALE N.T.S.	DWG. # CE122412-DRC-ST	REV. -	DATE 7/21/2025	SERIAL #
--------------------------------------	----------------------	-----------------	---------------------------	-----------	-------------------	----------

- NOTES:
1. (M)- FAN MOTOR LOCATION
  2. HEAVIEST SECTION IS UPPER SECTION
  3. MPT DENOTES MALE PIPE THREAD  
FPT DENOTES FEMALE PIPE THREAD  
BFW DENOTES BEVELED FOR WELDING
  4. +UNIT WEIGHT DOES NOT INCLUDE  
ACCESSORIES (SEE ACCESSORY DRAWINGS)
  5. 3/4" DIA. MOUNTING HOLES. REFER TO  
RECOMMENDED STEEL SUPPORT DRAWING.
  6. MAKE-UP WATER PRESSURE  
20 psi MIN [137 kPa], 50 psi MAX [344 kPa]
  7. \*-APPROXIMATE DIMENSIONS DO NOT USE  
FOR PRE-FABRICATION OF CONNECTING  
PIPING
  8. DIMENSIONS LISTED AS FOLLOWS: ENGLISH IN  
[METRIC] [mm]

**FACE 1  
PLAN VIEW**



**FACE 1**



**FACE 2**

SHIPPING WEIGHT 44810 lbs+ [20325] kg+	OPERATING WEIGHT 57150 lbs+ [25923] kg+	HEAVIEST SECTION WEIGHT 17260 lbs+ [7829] kg+	NO. OF SHIPPING SECTIONS 3
---	--	--	-------------------------------