

EVAPCO, INC.

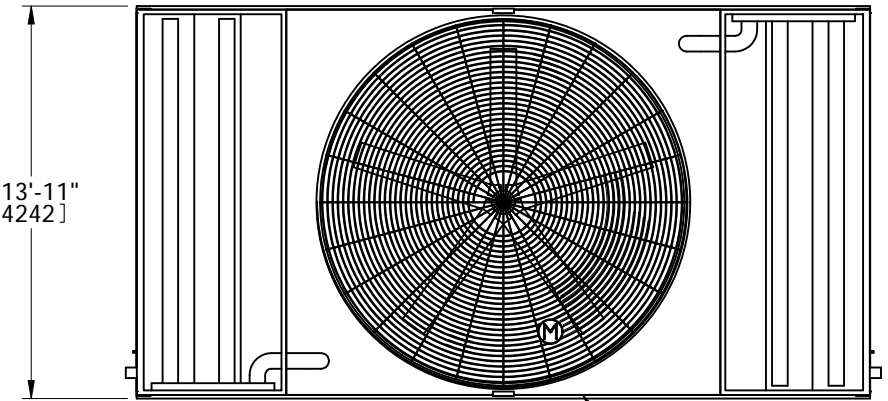


| | | | | | | |
|-----------------------|----------|-------|------------------|------|-----------|----------|
| UNIT | MODEL # | SCALE | DWG. # | REV. | DATE | SERIAL # |
| EVAPORATIVE CONDENSER | PHC-D982 | | HCD142614-DRC-ST | - | 8/21/2025 | |

NOTES:

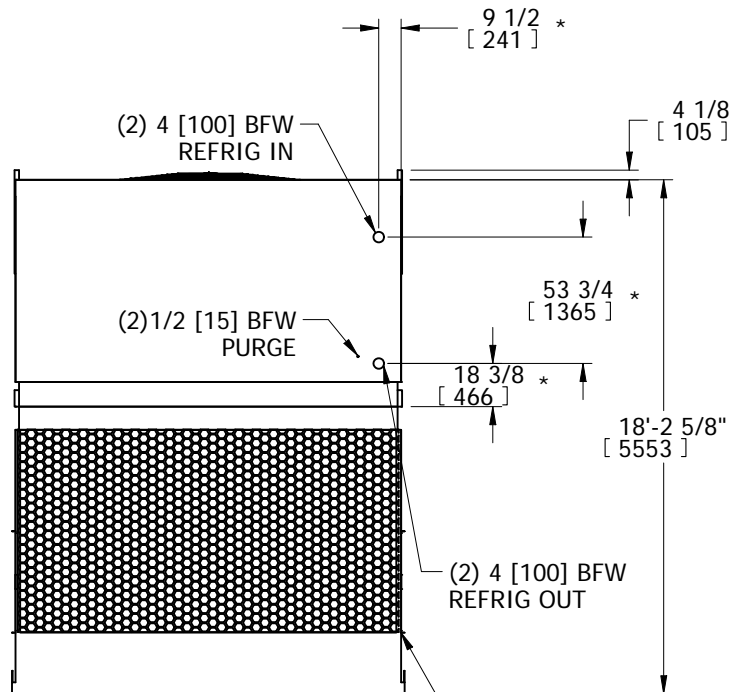
1. (M)- FAN MOTOR LOCATION
2. HEAVIEST SECTION IS UPPER SECTION
3. MPT DENOTES MALE PIPE THREAD
FPT DENOTES FEMALE PIPE THREAD
BFW DENOTES BEVELED FOR WELDING
GVD DENOTES GROOVED
4. +UNIT WEIGHT DOES NOT INCLUDE ACCESSORIES (SEE ACCESSORY DRAWINGS)
5. MAKE-UP WATER PRESSURE
20 psi MIN [137 kPa], 50 psi MAX [344 kPa]
6. 3/4" DIA. MOUNTING HOLES. REFER TO RECOMMENDED STEEL SUPPORT DRAWING.
7. *- APPROXIMATE DIMENSIONS DO NOT USE FOR PRE-FABRICATION OF CONNECTION PIPING.
8. DIMENSIONS LISTED AS FOLLOWS: ENGLISH IN [METRIC] [mm]

FACE 2
PLAN VIEW



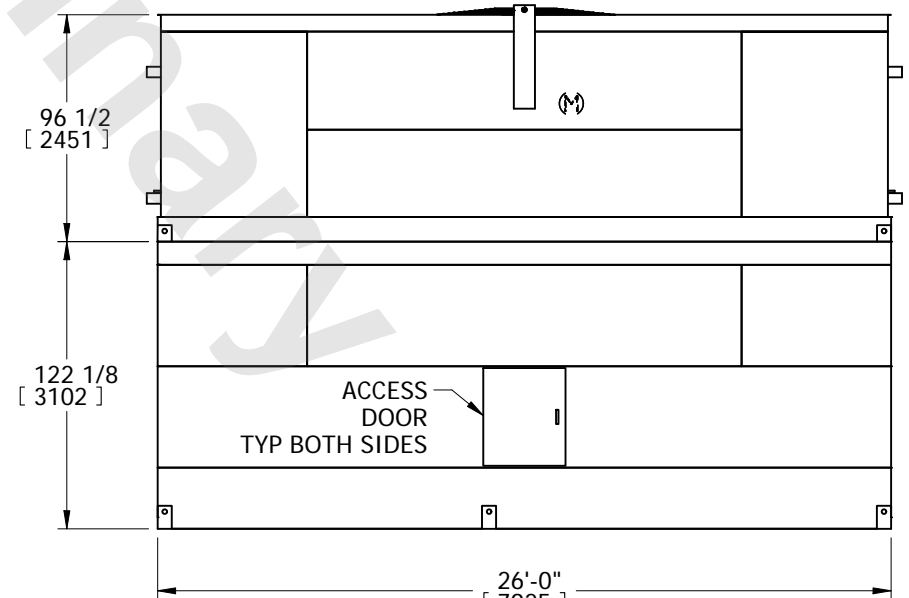
FACE 1

INTERIOR PAN
CONNECTIONS
THIS SIDE



FACE 2

INTERIOR PAN
CONNECTIONS
THIS SIDE



FACE 1

| | | | | | | | | | |
|-----------------|------------------------|------------------|------------------------|-------------------------|------------------------|--------------------------|---|-----------|-----|
| SHIPPING WEIGHT | 39730 lbs+ [18025] kg+ | OPERATING WEIGHT | 60790 lbs+ [27575] kg+ | HEAVIEST SECTION WEIGHT | 28230 lbs+ [12805] kg+ | NO. OF SHIPPING SECTIONS | 2 | DRAWN BY: | TLS |
|-----------------|------------------------|------------------|------------------------|-------------------------|------------------------|--------------------------|---|-----------|-----|