

EVAPCO, INC.



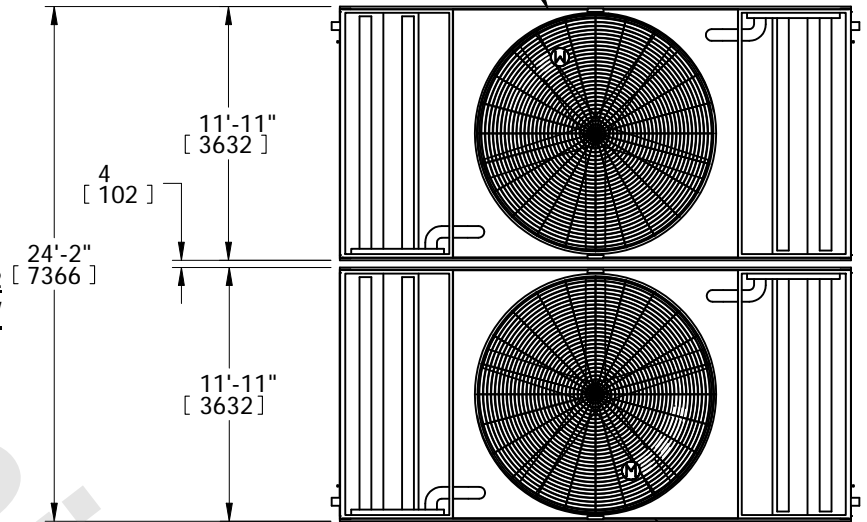
UNIT	MODEL #	SCALE	DWG. #	REV.	DATE	SERIAL #
EVAPORATIVE CONDENSER	PHC-D1518		HCD242412-DRC-ST	-	8/19/2025	

NOTES:

1. (M)- FAN MOTOR LOCATION
2. HEAVIEST SECTION IS UPPER SECTION
3. MPT DENOTES MALE PIPE THREAD
FPT DENOTES FEMALE PIPE THREAD
BFW DENOTES BEVELED FOR WELDING
GVD DENOTES GROOVED
4. +UNIT WEIGHT DOES NOT INCLUDE ACCESSORIES (SEE ACCESSORY DRAWINGS)
5. MAKE-UP WATER PRESSURE
20 psi MIN [137 kPa], 50 psi MAX [344 kPa]
6. 3/4" DIA. MOUNTING HOLES. REFER TO RECOMMENDED STEEL SUPPORT DRAWING.
7. *- APPROXIMATE DIMENSIONS DO NOT USE FOR PRE-FABRICATION OF CONNECTION PIPING.
8. DIMENSIONS LISTED AS FOLLOWS: ENGLISH IN [METRIC] [mm]

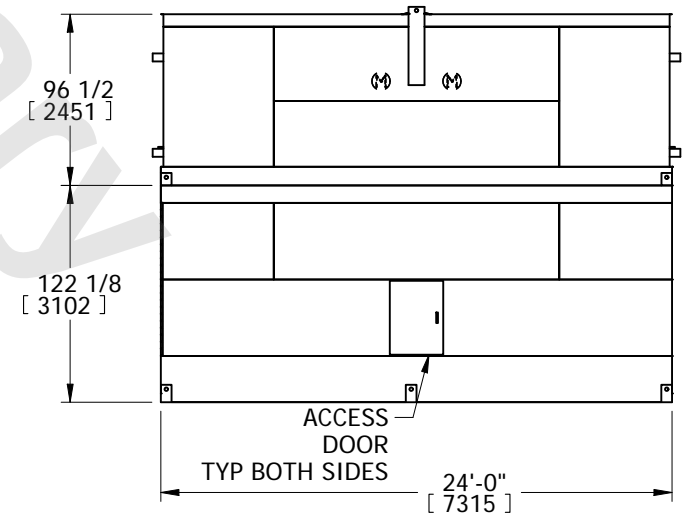
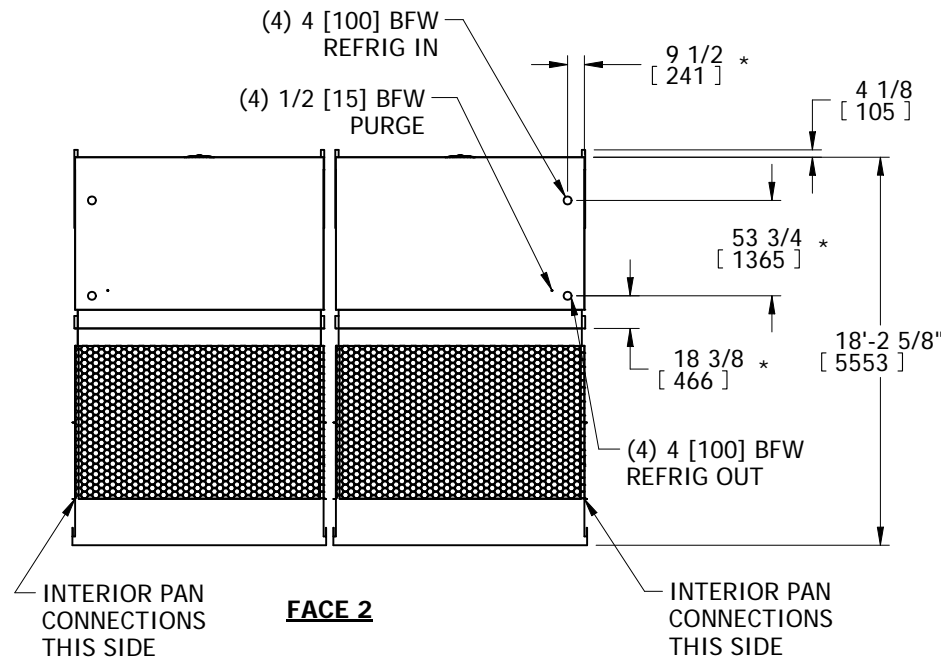
**FACE 2
PLAN VIEW**

INTERIOR PAN
CONNECTIONS
THIS SIDE



FACE 1

INTERIOR PAN
CONNECTIONS
THIS SIDE



SHIPPING WEIGHT	63400 lbs+ [28760] kg+	OPERATING WEIGHT	94060 lbs+ [42665] kg+	HEAVIEST SECTION WEIGHT	21950 lbs+ [9960] kg+	NO. OF SHIPPING SECTIONS	4	DRAWN BY:	TLS
-----------------	------------------------	------------------	------------------------	-------------------------	-----------------------	--------------------------	---	-----------	-----