

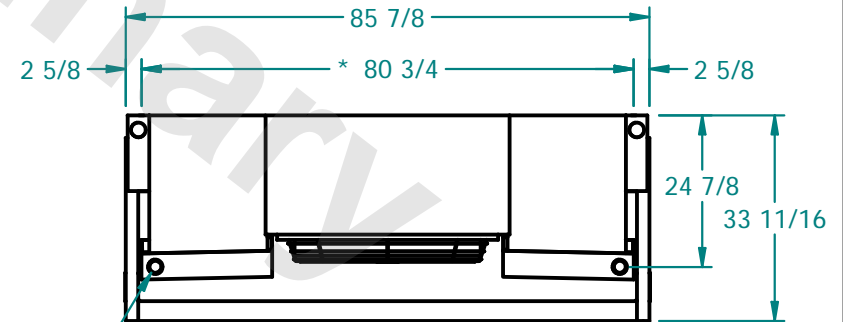
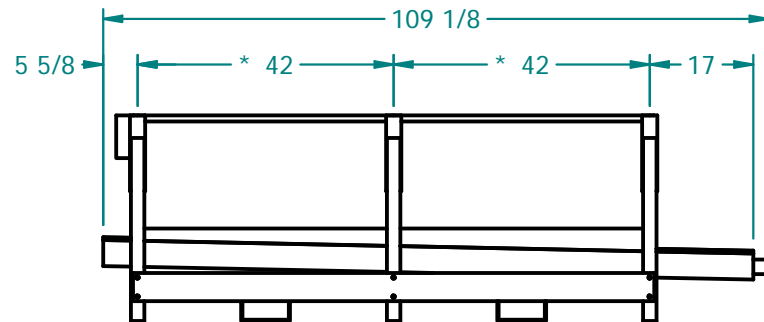
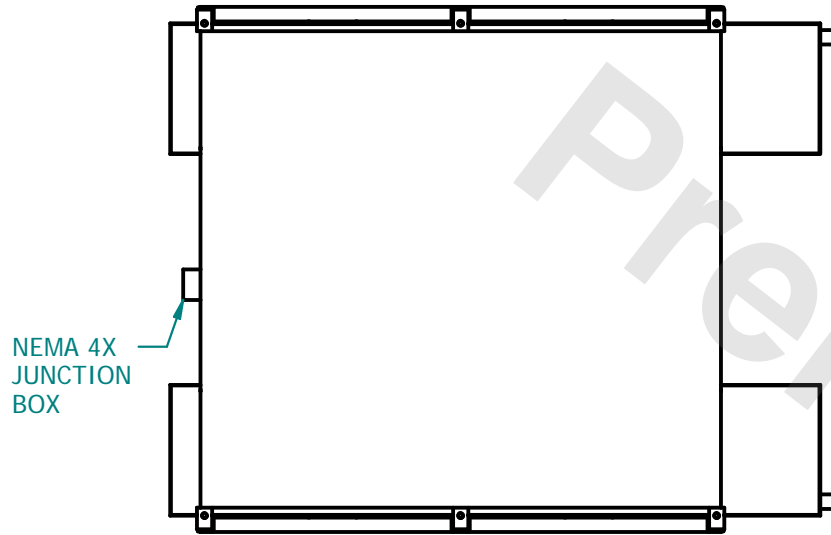
**CONFIDENTIAL**

This document is the property of Evapco, Inc. It should not be copied or disclosed without prior written authorization

**EVAPCO, INC.**



CUSTOMER	MODEL # SSTD2-1963F0100F1LA-B	SCALE N.T.S.	DWG. # STD2-BT	REV. 0	DATE 8/22/2025
----------	-------------------------------	--------------	----------------	--------	----------------



2.0" MPT DRAIN  
TYP. 2

AIR  
FLOW  
BLOW  
THROUGH

**NOTES :**

- 1) \* = HANGER HOLE LOCATION.
- 2) ALL DIMENSIONS ARE FOR REFERENCE AND SHOULD NOT BE USED FOR PREFABRICATION OF PIPING OR SUPPORTS.
- 3) HANGER HOLES ARE FOR 3/4 INCH THREADED ROD.

PROJECT	ROOM	SHIPPING WEIGHT 1050 lbs	OPERATING WEIGHT 1160 lbs
---------	------	--------------------------	---------------------------