

UNIT	CONDENSER	
MODEL #	ATC-1961E	SCALE NTS

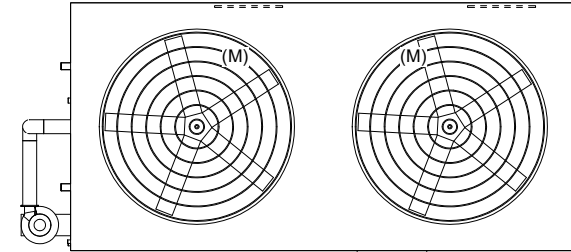
# EVAPCO, INC.

DWG. #	C4242410-DRA-ST	REV	-
SERIAL #		DATE:	7/5/2026

- NOTES**
- (M)- FAN MOTOR LOCATION
  - MPT DENOTES MALE PIPE THREAD  
FPT DENOTES FEMALE PIPE THREAD  
BFW DENOTES BEVELED FOR WELDING  
GVD DENOTES GROOVED  
FLG DENOTES FLANGE  
PE DENOTES PLAIN END
  - +UNIT WEIGHT DOES NOT INCLUDE ACCESSORIES (SEE ACCESSORY DRAWINGS)
  - MAKE-UP WATER PRESSURE  
20 psi MIN [137 kPa], 50 psi MAX [344 kPa]
  - \*-APPROXIMATE DIMENSIONS DO NOT USE FOR PRE-FABRICATION OF CONNECTING PIPING
  - 3/4" [19mm] DIA. MOUNTING HOLES. REFER TO RECOMMENDED STEEL SUPPORT DRAWING.
  - DIMENSIONS LISTED AS FOLLOWS:  
ENGLISH FT-IN  
METRIC [mm]

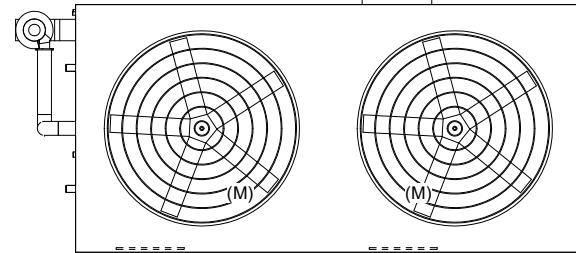
Preliminary

**FACE C**

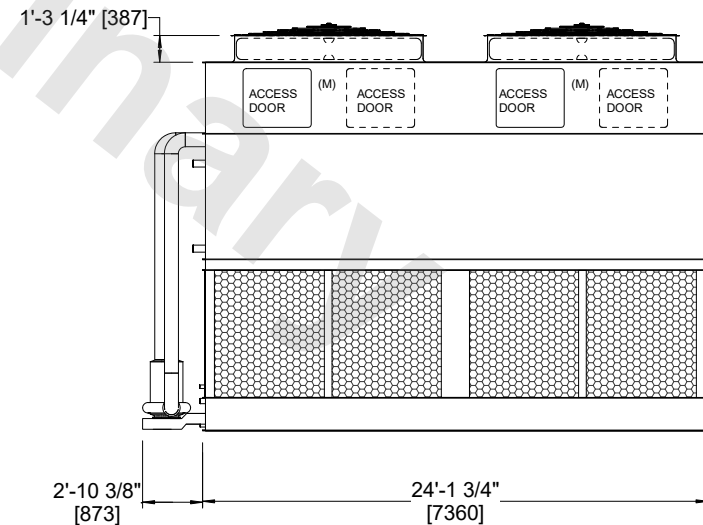
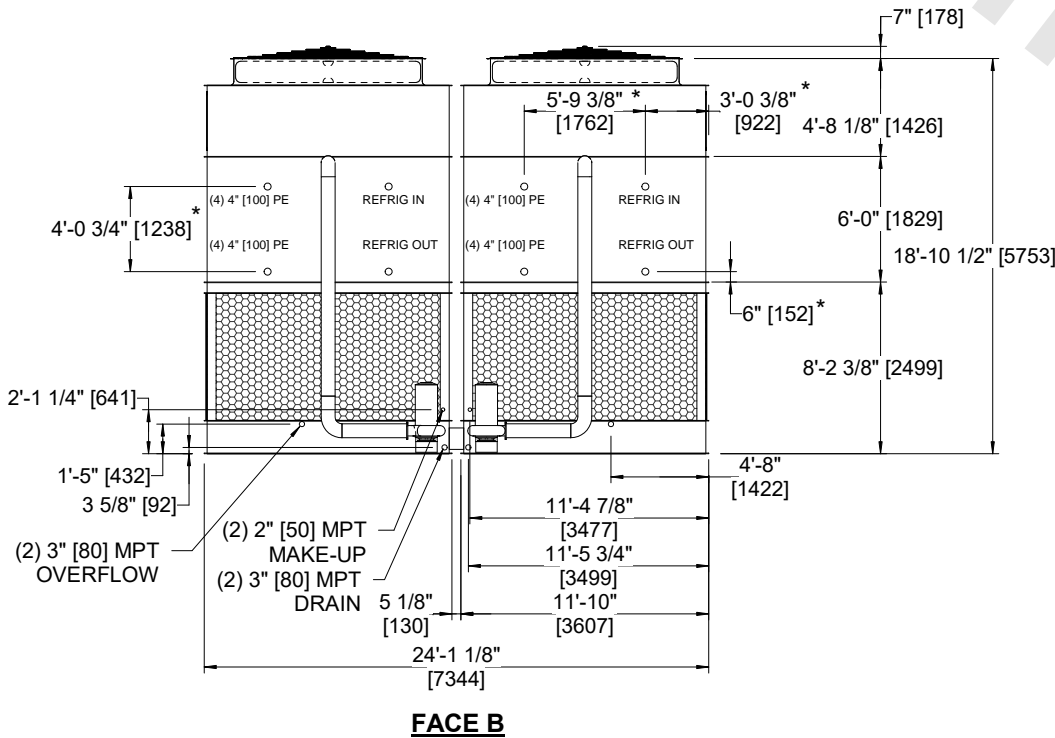


**FACE D**

**FACE B  
PLAN VIEW**



**FACE A** (4) ACCESS DOOR



SHIPPING WEIGHT	77360 lbs+ [35090] kg+	OPERATING WEIGHT	103450 lbs+ [46925] kg+	HEAVIEST SECTION WEIGHT	31860 lbs+ [14455] kg+	NO. OF SHIPPING SECTIONS	4	DRAWN BY:	JLG
-----------------	------------------------	------------------	-------------------------	-------------------------	------------------------	--------------------------	---	-----------	-----