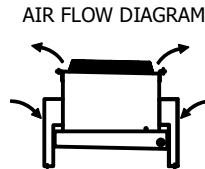


**CONFIDENTIAL**

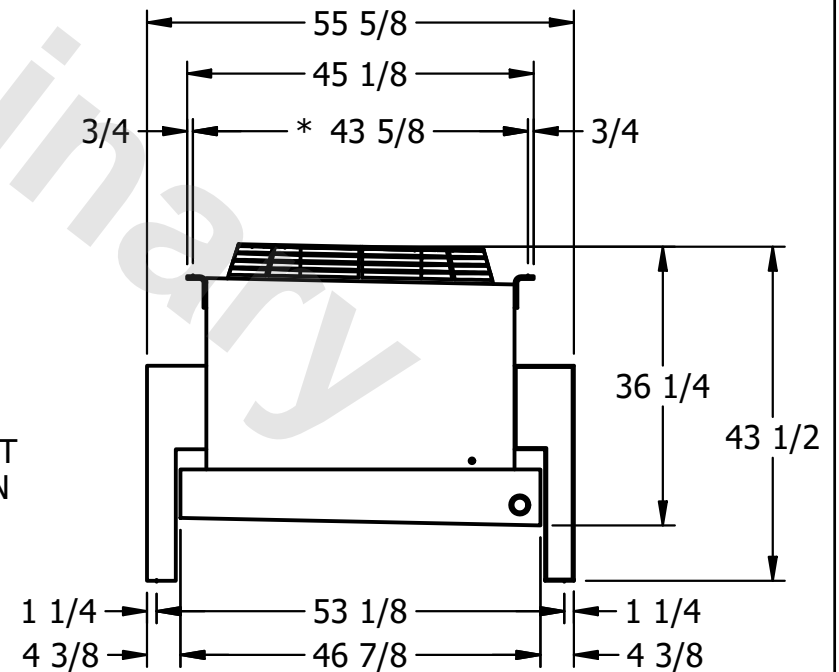
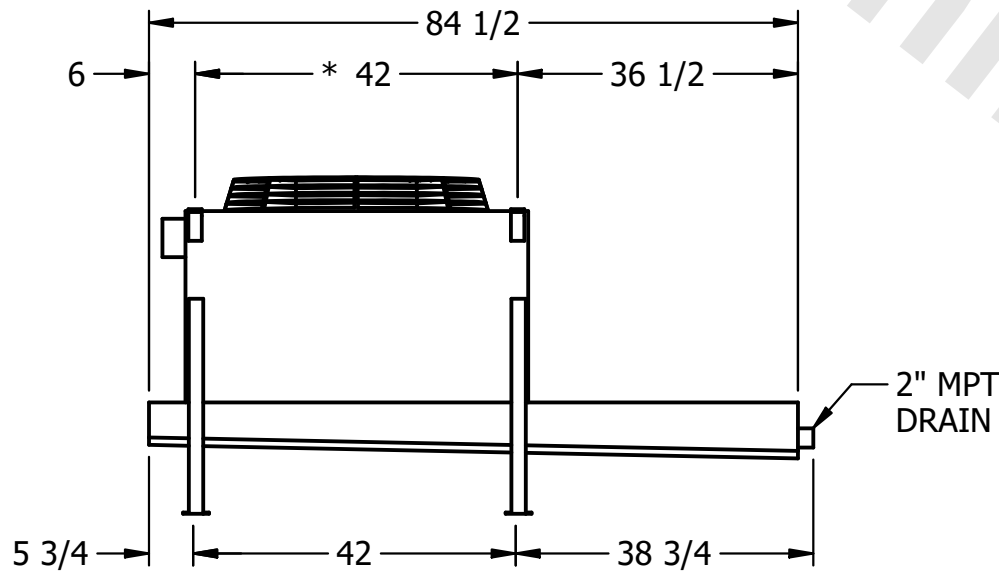
This document is the property of Evapco, Inc. It should not be copied or disclosed without prior written authorization.

|          |                        |        |              |      |           |
|----------|------------------------|--------|--------------|------|-----------|
| CUSTOMER | MODEL #                | SCALE  | DWG. #       | REV. | DATE      |
|          | U-SSTWE1-9R44F0075F3LA | N.T.S. | USSTW1-SE-4L | 0    | 8/18/2025 |



**NOTES:**

- 1) \* = HANGER HOLE LOCATION.
- 2) HANGER HOLES ARE FOR 3/4 INCH THREADED ROD.
- 3) ALL DIMENSIONS ARE FOR REFERENCE AND SHOULD NOT BE USED FOR PREFABRICATION OF PIPING OR SUPPORTS.



|         |      |                    |                    |
|---------|------|--------------------|--------------------|
| PROJECT | ROOM | SHIPPING WEIGHT    | OPERATING WEIGHT   |
|         |      | 500 lbs+ [230] kg+ | 550 lbs+ [250] kg+ |