

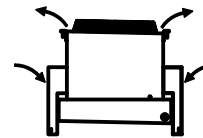
CONFIDENTIAL

This document is the property of Evapco, Inc. It should not be copied or disclosed without prior written authorization.

| | | | | | |
|----------|---------------------------------|--------------|---------------------|--------|----------------|
| CUSTOMER | MODEL # U-SSTWE4-37R63F0100F1LA | SCALE N.T.S. | DWG. # USSTW4-SE-6L | REV. 0 | DATE 8/27/2025 |
|----------|---------------------------------|--------------|---------------------|--------|----------------|

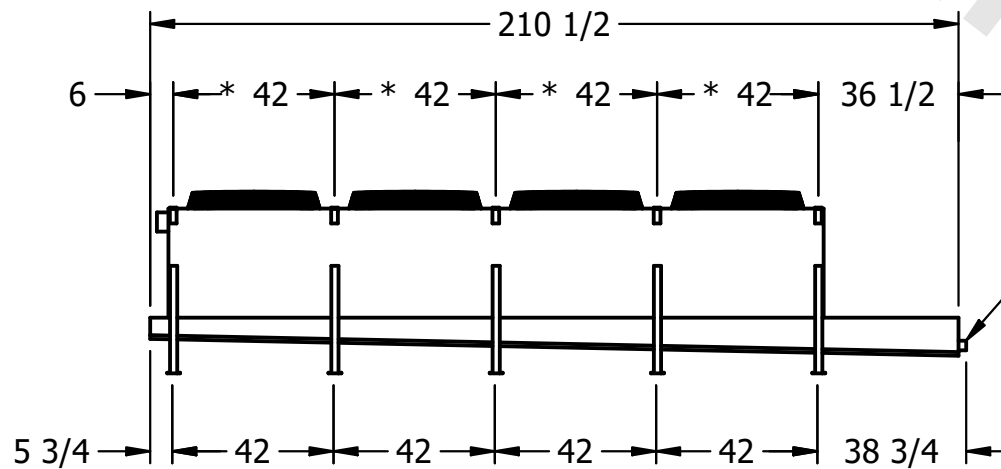



AIR FLOW DIAGRAM

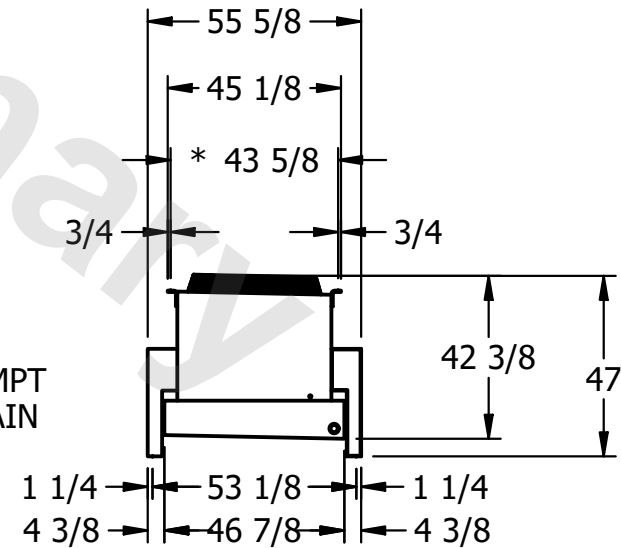


NOTES:

- 1) * = HANGER HOLE LOCATION.
- 2) HANGER HOLES ARE FOR 3/4 INCH THREADED ROD.
- 3) ALL DIMENSIONS ARE FOR REFERENCE AND SHOULD NOT BE USED FOR PREFABRICATION OF PIPING OR SUPPORTS.



2" MPT DRAIN



| | | | |
|---------|------|-------------------------------------|--------------------------------------|
| PROJECT | ROOM | SHIPPING WEIGHT 1770 lbs+ [805] kg+ | OPERATING WEIGHT 2000 lbs+ [910] kg+ |
|---------|------|-------------------------------------|--------------------------------------|