

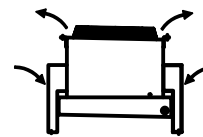
CONFIDENTIAL

This document is the property of Evapco, Inc. It should not be copied or disclosed without prior written authorization.

| | | | | | |
|----------|---------------------------------|--------------|---------------------|--------|----------------|
| CUSTOMER | MODEL # U-SSTWE2-19R44H0100F1LA | SCALE N.T.S. | DWG. # USSTW2-SE-4L | REV. 0 | DATE 8/26/2025 |
|----------|---------------------------------|--------------|---------------------|--------|----------------|

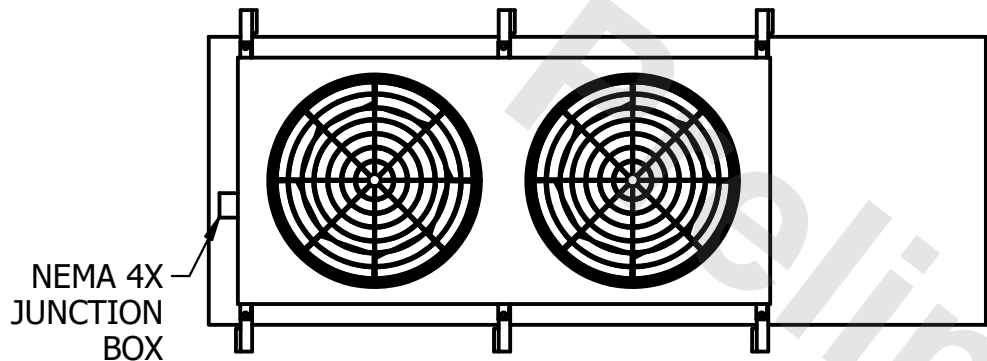


AIR FLOW DIAGRAM

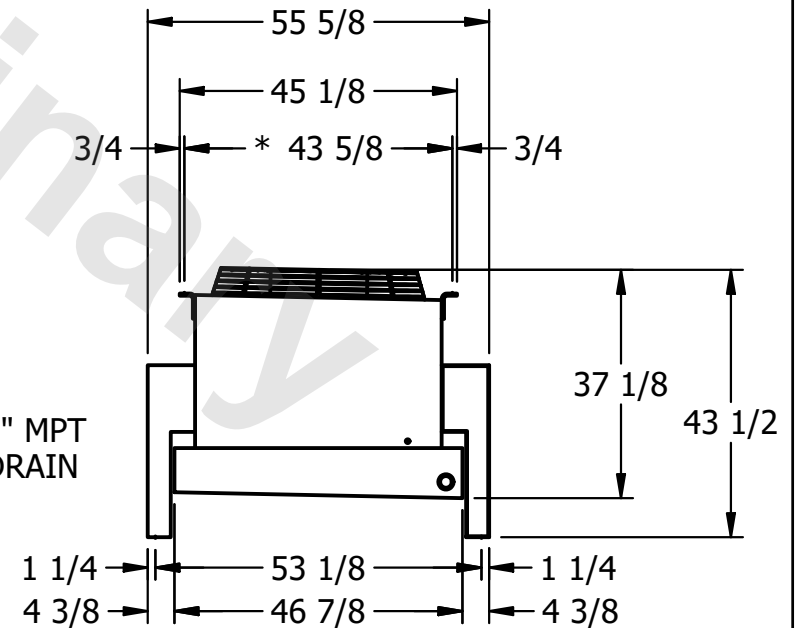
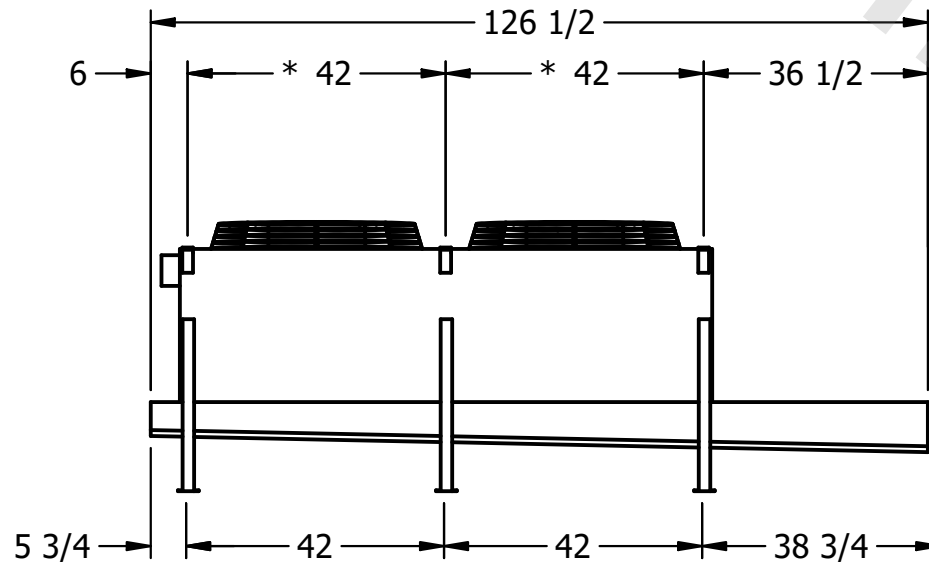


NOTES:

- 1) * = HANGER HOLE LOCATION.
- 2) HANGER HOLES ARE FOR 3/4 INCH THREADED ROD.
- 3) ALL DIMENSIONS ARE FOR REFERENCE AND SHOULD NOT BE USED FOR PREFABRICATION OF PIPING OR SUPPORTS.



NEMA 4X
JUNCTION
BOX



| | | | |
|---------|------|------------------------------------|--------------------------------------|
| PROJECT | ROOM | SHIPPING WEIGHT 990 lbs+ [450] kg+ | OPERATING WEIGHT 1080 lbs+ [490] kg+ |
|---------|------|------------------------------------|--------------------------------------|