

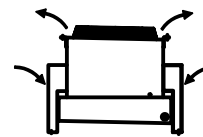
**CONFIDENTIAL**

This document is the property of Evapco, Inc. It should not be copied or disclosed without prior written authorization.

CUSTOMER	MODEL # U-SSTWE5-47R46H0050F3KA	SCALE N.T.S.	DWG. # USSTW5-SE-4L	REV. 0	DATE 8/26/2025
----------	---------------------------------	--------------	---------------------	--------	----------------

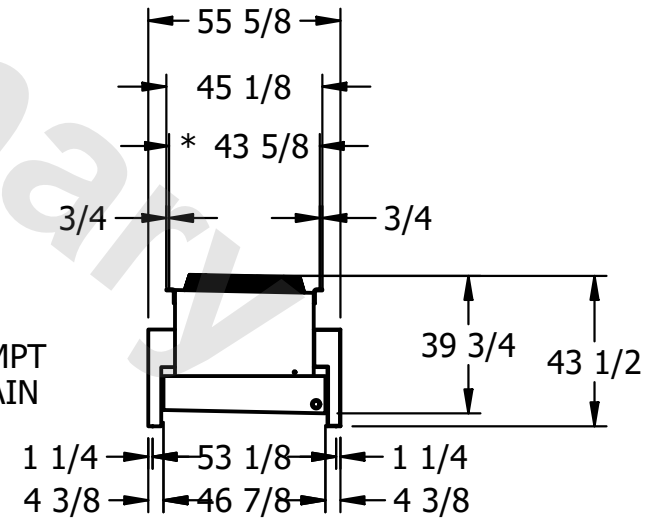
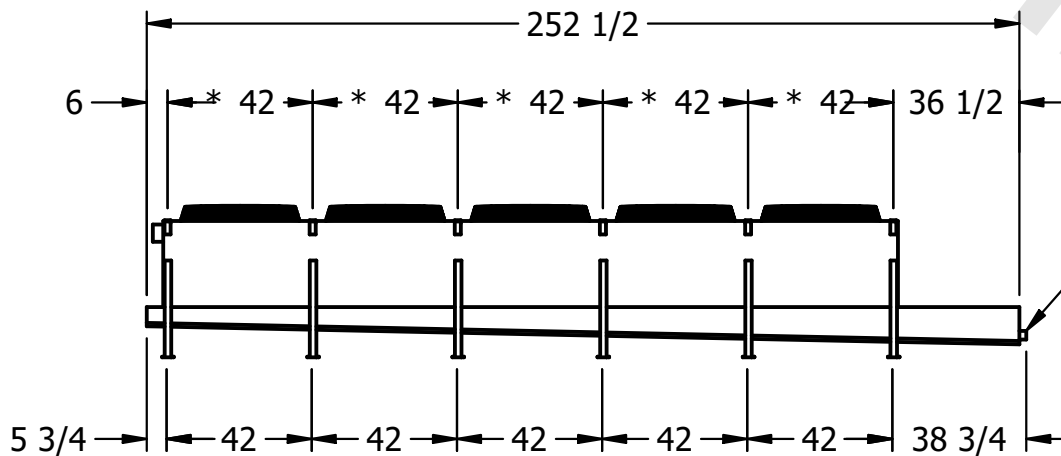


AIR FLOW DIAGRAM



NOTES:

- 1) \* = HANGER HOLE LOCATION.
- 2) HANGER HOLES ARE FOR 3/4 INCH THREADED ROD.
- 3) ALL DIMENSIONS ARE FOR REFERENCE AND SHOULD NOT BE USED FOR PREFABRICATION OF PIPING OR SUPPORTS.



PROJECT	ROOM	SHIPPING WEIGHT 2590 lbs+ [1175] kg+	OPERATING WEIGHT 2870 lbs+ [1305] kg+
---------	------	--------------------------------------	---------------------------------------