

This document is the property of Evapco, Inc. It should not be copied or disclosed without prior written authorization.

CUSTOMER

MODEL #

U-SSTME2-1946F0075F3KA

SCALE

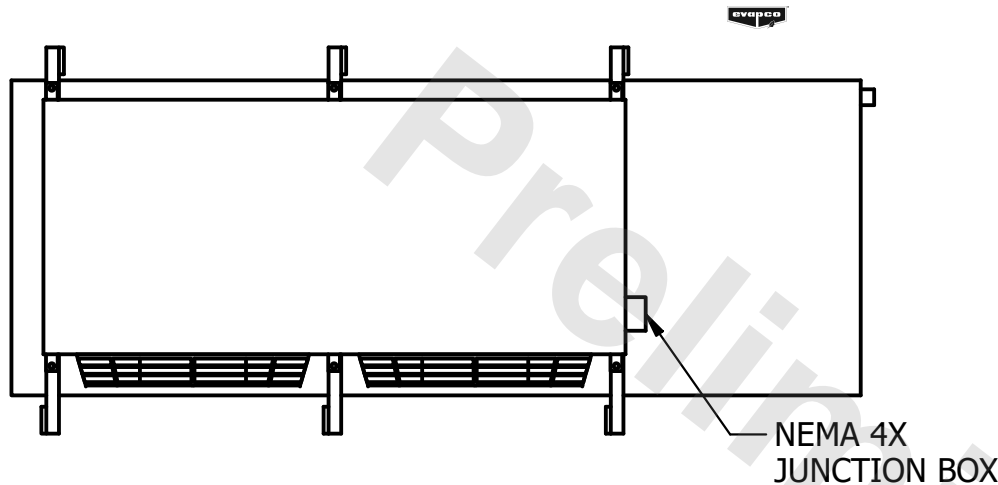
N.T.S.

DWG. #

USSTM2-SE-16,18

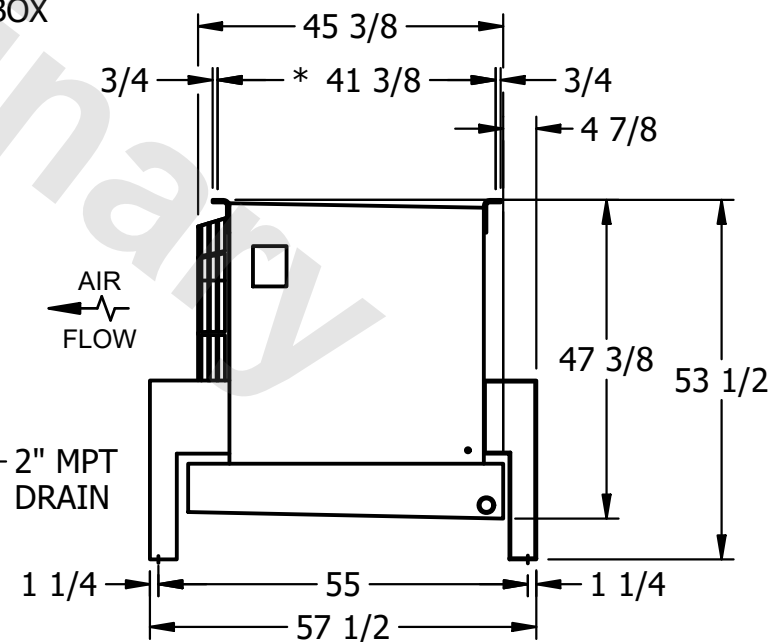
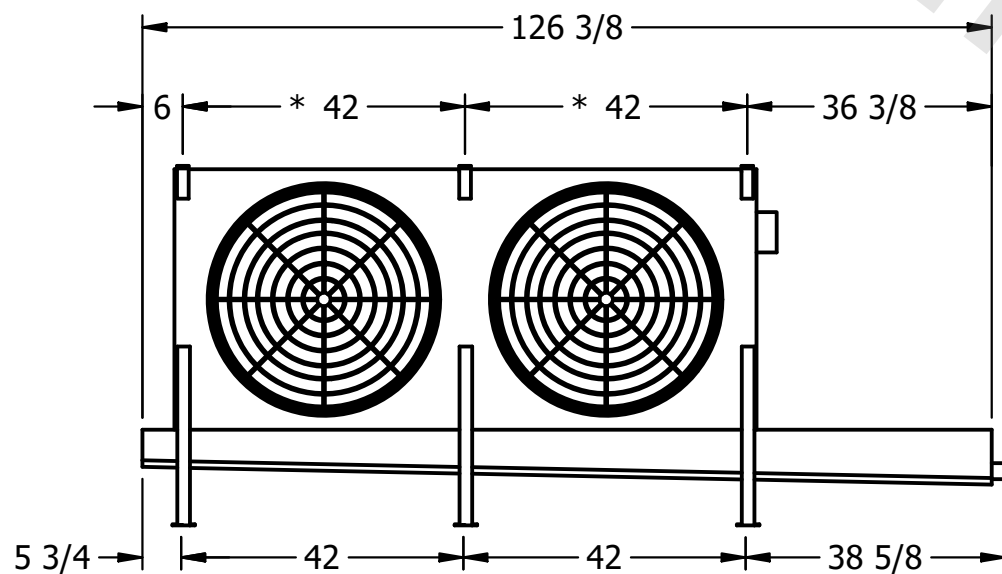
REV. 0

|      |           |
|------|-----------|
| DATE | 9/14/2025 |
|------|-----------|



NOTES:

- 1) \* = HANGER HOLE LOCATION.
- 2) RIGHT HAND MODEL SHOWN.
- 3) HANGER HOLES ARE FOR 3/4 INCH THREADED ROD.
- 4) ALL DIMENSIONS ARE FOR REFERENCE AND SHOULD NOT BE USED FOR PREFABRICATION OF PIPING OR SUPPORTS.



PROJECT

ROOM

SHIPPING  
WEIGHT

900 lbs+ [410] kg+

|                  |       |
|------------------|-------|
| OPERATING WEIGHT | 10000 |
|------------------|-------|

1010 lbs+ [460] kg+