

This document is the property of Evapco, Inc. It should not be copied or disclosed without prior written authorization.

MODEL #

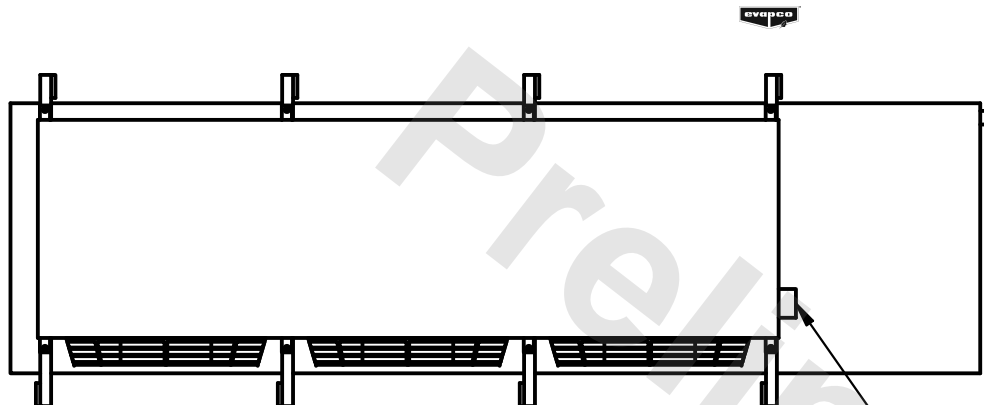
SCALE

DWG. #

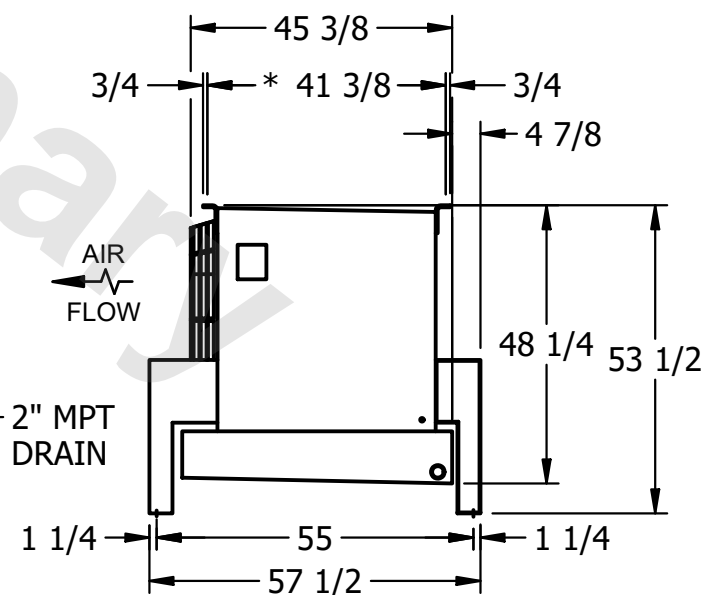
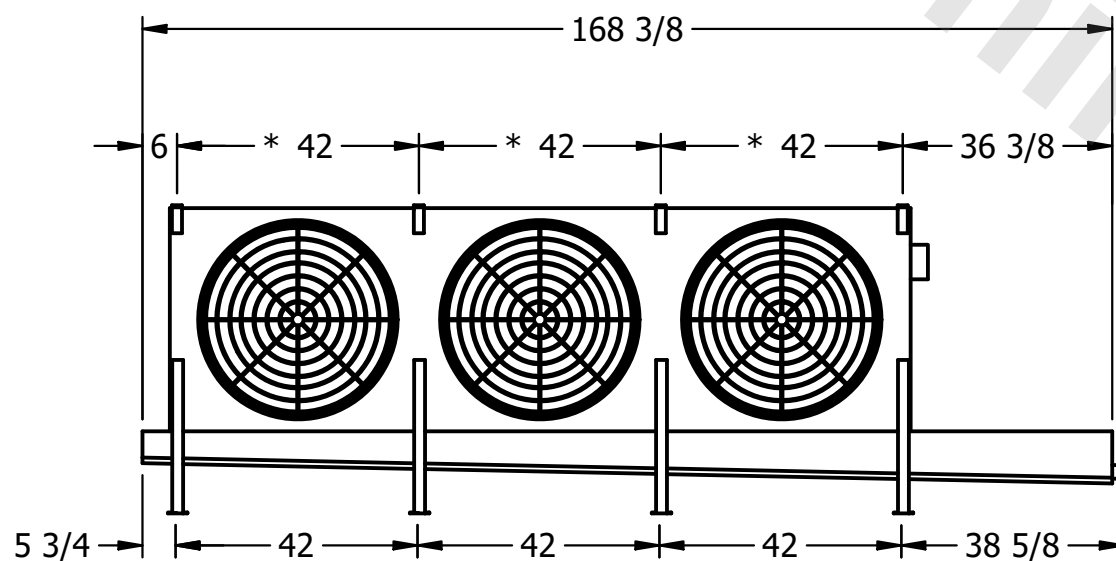
REV.	0
------	---

NOTES:

- 1) \* = HANGER HOLE LOCATION.
- 2) RIGHT HAND MODEL SHOWN.
- 3) HANGER HOLES ARE FOR 3/4 INCH THREADED ROD.
- 4) ALL DIMENSIONS ARE FOR REFERENCE AND SHOULD NOT BE USED FOR PREFABRICATION OF PIPING OR SUPPORTS.



- NEMA 4X  
JUNCTION BOX



ROOM

SHIPPING  
WEIGHT

1160 lbs+ [530] kg+

OPERATING WEIGHT	10000
------------------	-------

1290 lbs+ [590] kg+