

This document is the property of Evapco, Inc. It should not be copied or disclosed without prior written authorization.

CUSTOMER

MODEL #	DESCRIPTION	DATE	BY
1
2
3
4
5
6
7
8
9
10
11
12
13
14
15
16
17
18
19
20
21
22
23
24
25
26
27
28
29
30
31
32
33
34
35
36
37
38
39
40
41
42
43
44
45
46
47
48
49
50
51
52
53
54
55
56
57
58
59
60
61
62
63
64
65
66
67
68
69
70
71
72
73
74
75
76
77
78
79
80
81
82
83
84
85
86
87
88
89
90
91
92
93
94
95
96
97
98
99
100

U-SSTME4-3784H0100F1LA

SCALE

N.T.S.

DWG. #

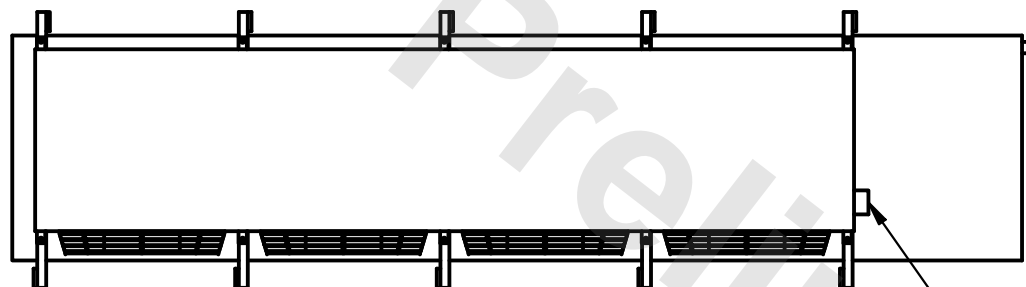
USSTM4-SE-16,18

REV.	0
------	---

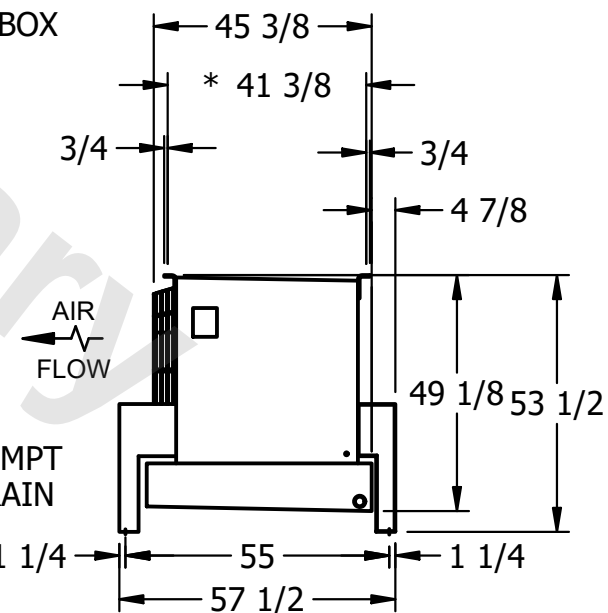
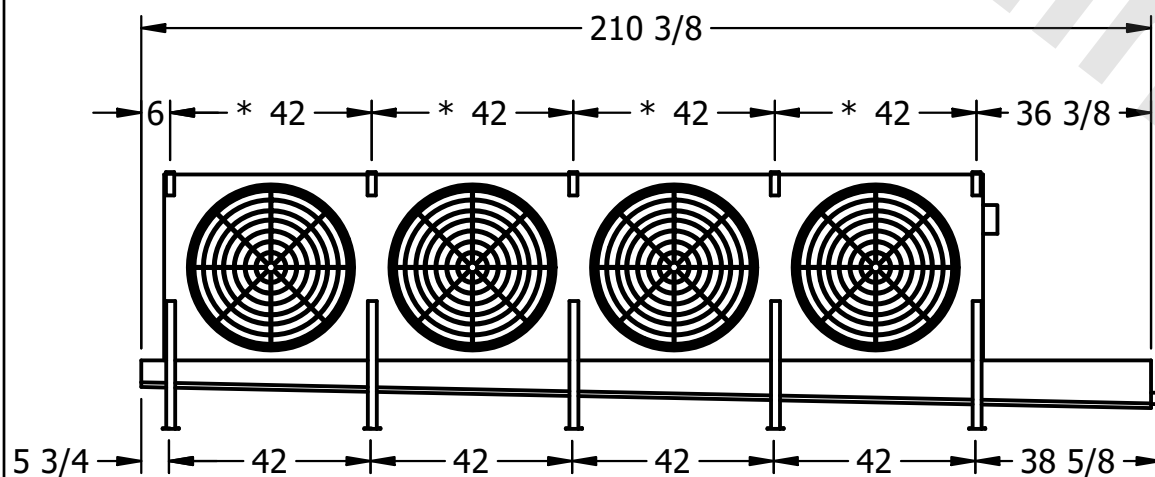
DATE	6/16/2025
------	-----------



- 1) * = HANGER HOLE LOCATION.
- 2) RIGHT HAND MODEL SHOWN.
- 3) HANGER HOLES ARE FOR 3/4 INCH THREADED ROD.
- 4) ALL DIMENSIONS ARE FOR REFERENCE AND SHOULD NOT BE USED FOR PREFABRICATION OF PIPING OR SUPPORTS.



- NEMA 4X JUNCTION BOX



PROJECT

ROOM

SHIPPING
WEIGHT

2370 lbs+ [1080] kg+

OPERATING WEIGHT	10000
------------------	-------

2720 lbs+ [1235] kg+