

This document is the property of Evapco, Inc. It should not be copied or disclosed without prior written authorization.

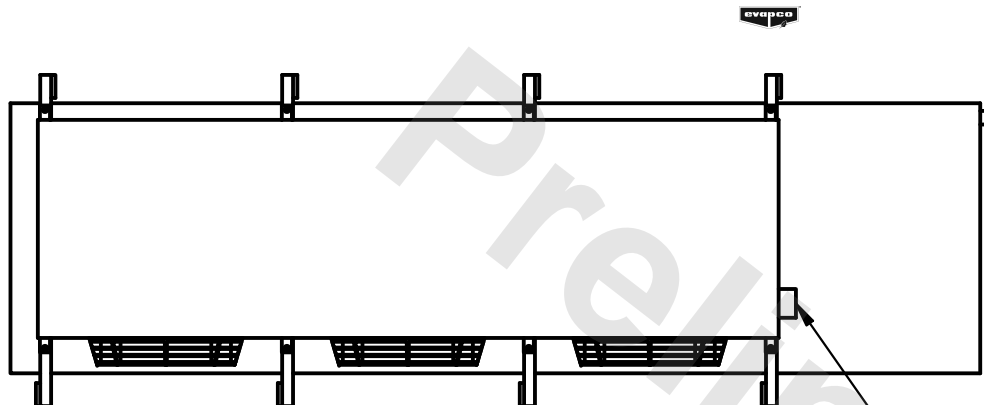
MODEL #

SCALE

DWG. #

REV.	0
------	---

DATE	6/28/2025
------	-----------



- NEMA 4X
JUNCTION BOX

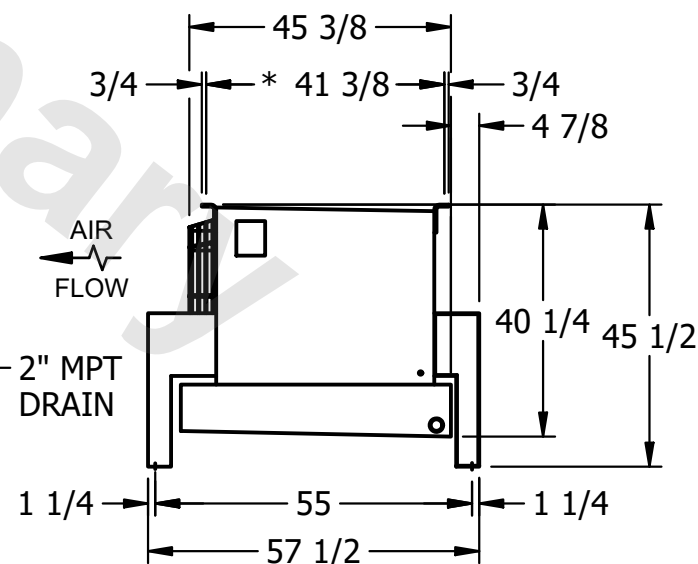
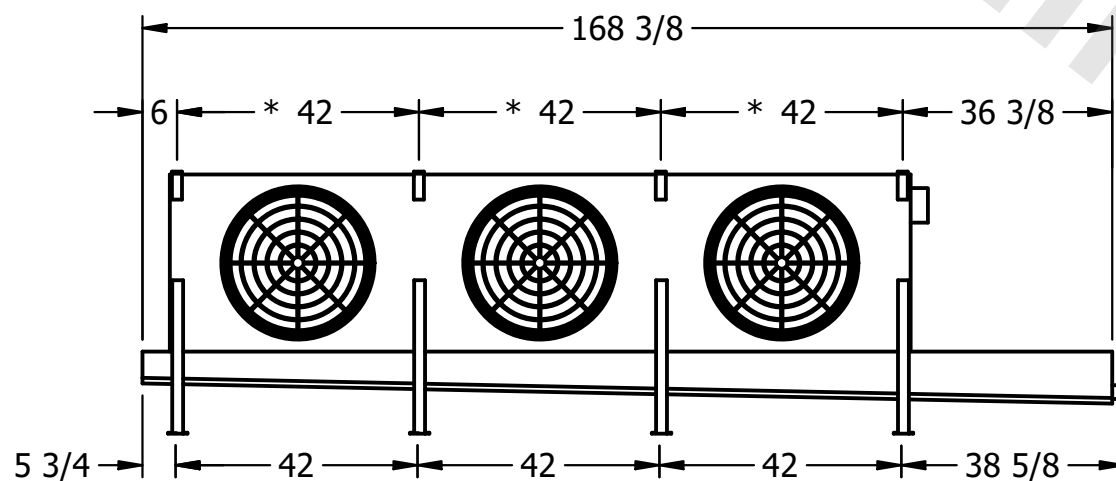
1) * = HANGER HOLE LOCATION.

2) RIGHT HAND MODEL SHOWN.

2) RIGHT HAND MODEL SHOWN.

3) HANGER HOLES ARE FOR 3/4 INCH THREADED ROD.

4) ALL DIMENSIONS ARE FOR REFERENCE AND SHOULD NOT BE USED FOR PREFABRICATION OF PIPING OR SUPPORTS.



ROOM

SHIPPING
WEIGHT

1540 lbs+ [700] kg+

OPERATING WEIGHT	10000
------------------	-------

1860 lbs+ [845] kg+