

This document is the property of Evapco, Inc. It should not be copied or disclosed without prior written authorization.

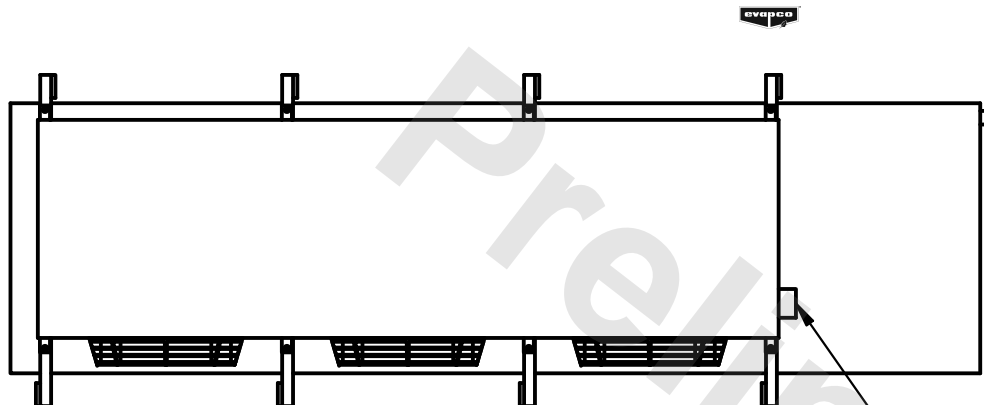
MODEL #

SCALE

DWG. #

REV. 0

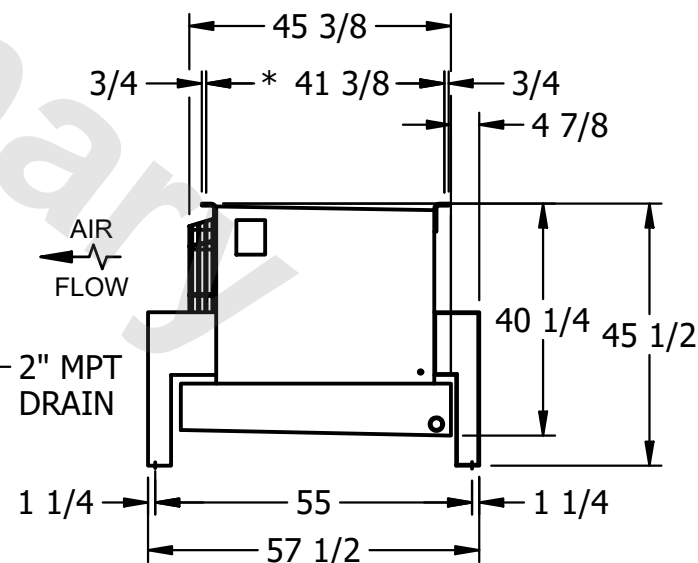
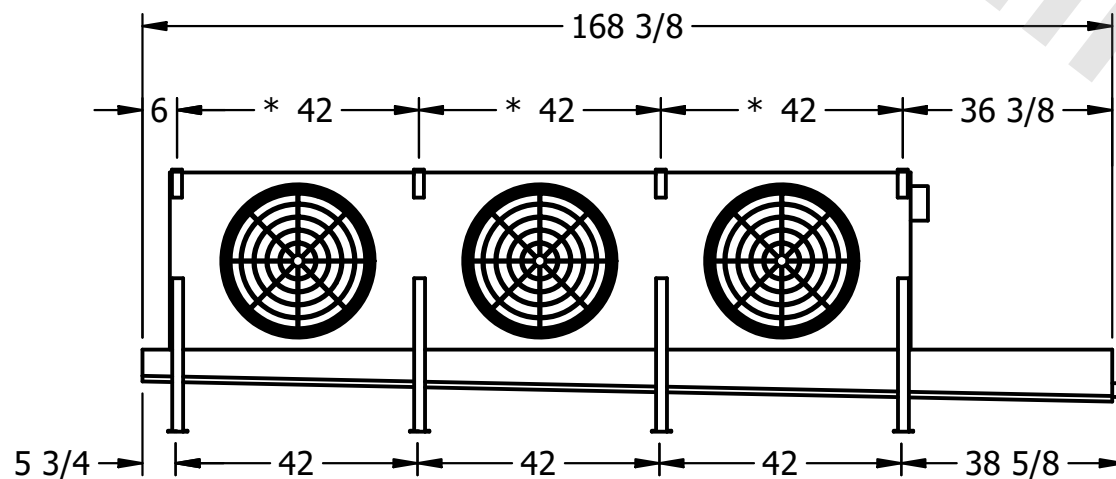
DATE	7/16/2025
------	-----------



- NEMA 4X  
JUNCTION BOX

NOTES:

- 1) \* = HANGER HOLE LOCATION.
- 2) RIGHT HAND MODEL SHOWN.
- 3) HANGER HOLES ARE FOR 3/4 INCH THREADED ROD.
- 4) ALL DIMENSIONS ARE FOR REFERENCE AND SHOULD NOT BE USED FOR PREFABRICATION OF PIPING OR SUPPORTS.



ROOM

## SHIPPING WEIGHT

1780 lbs+ [810] kg+

OPERATING WEIGHT	10000
------------------	-------

2010 lbs+ [915] kg+