

This document is the property of Evapco, Inc. It should not be copied or disclosed without prior written authorization.

| |
|----------|
| CUSTOMER |
|----------|

MODEL #

U-EJETME3-2886F0200F1LA

SCALE

N.T.S.

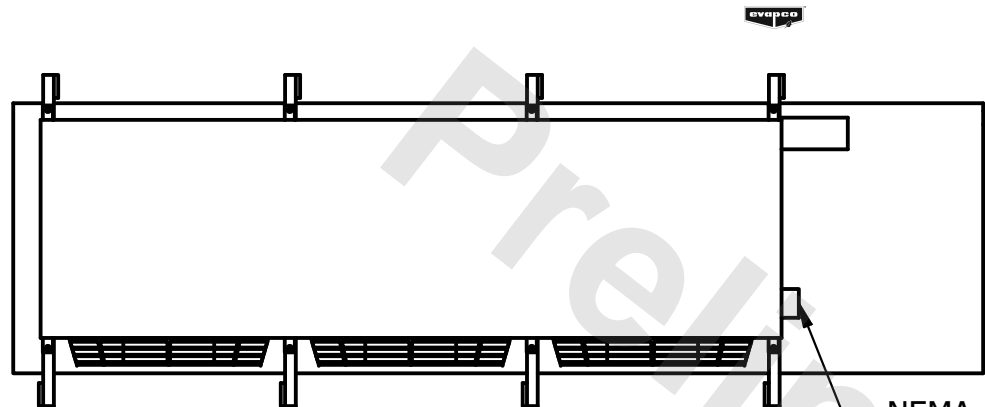
DWG. #

UEJETM3-SE-16,18

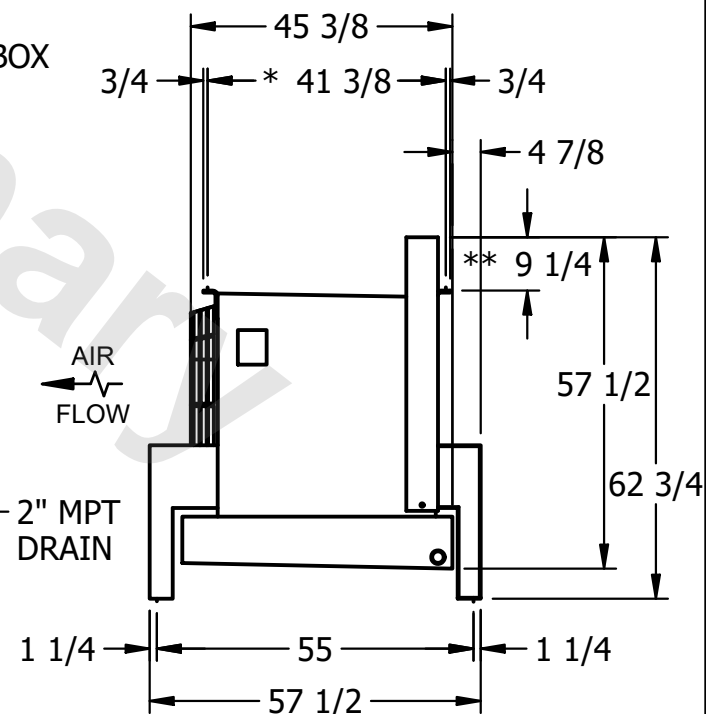
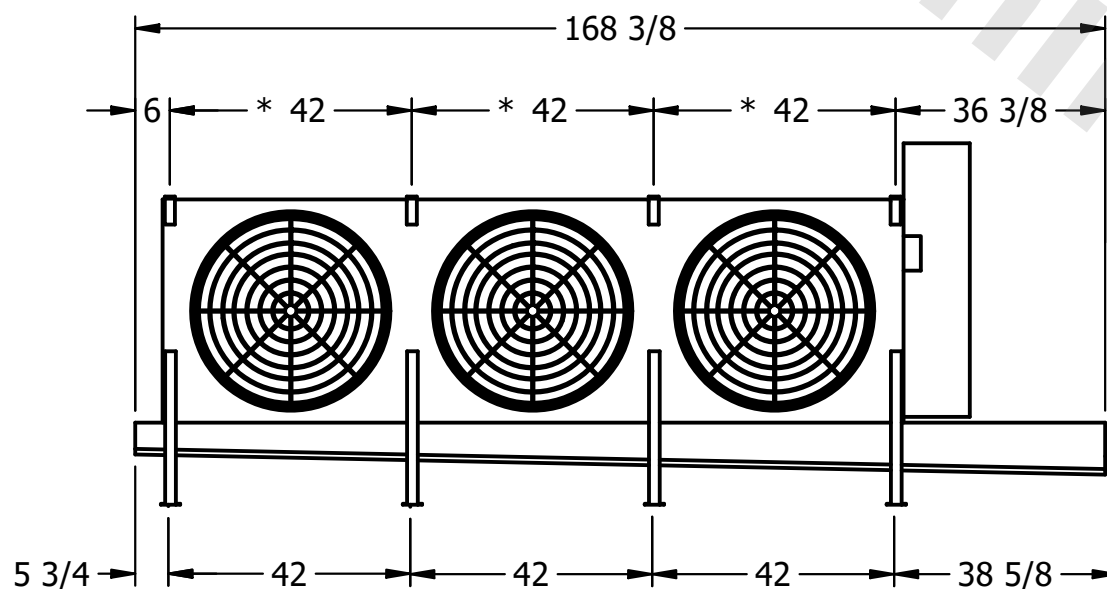
REV. 0

DATE _____

7/7/2025



- NEMA 4X
JUNCTION BOX



NOTES:

- 1) * = HANGER HOLE LOCATION.
- 2) RIGHT HAND MODEL SHOWN.
- 3) HANGER HOLES ARE FOR 3/4 INCH THREADED ROD.
- 4) WATER DEFROST ADDS 1 3/4" INCHES TO HEIGHT OF STANDARD UNIT AND CHANGES DRAIN SIZE.
- 5) ALL DIMENSIONS ARE FOR REFERENCE AND SHOULD NOT BE USED FOR PREFABRICATION OF PIPING OR SUPPORTS.
- 6) **= HEIGHT OF SUCTION HEADER AND INSTALLED THERMOWELL FITTING ABOVE CABINET. CUSTOMER IS RESPONSIBLE TO ACCOUNT FOR ADDITIONAL HEIGHT NECESSARY FOR RTD AND ACCESS.

| |
|---------|
| PROJECT |
|---------|

ROOM

SHIPPING
WEIGHT

1690 lbs+ [770] kg+

| | |
|------------------|-------|
| OPERATING WEIGHT | 10000 |
|------------------|-------|

2040 lbs+ [930] kg+