

This document is the property of Evapco, Inc. It should not be copied or disclosed without prior written authorization.

CUSTOMER

MODEL #

U-EJETME4-3786H0075F1JA

SCALE

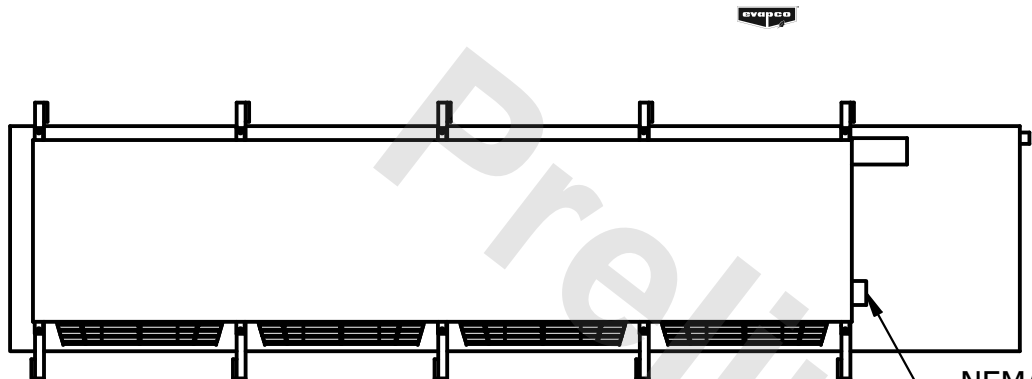
N.T.S.

DWG. #

UEJETM4-SE-16,18

REV. 0

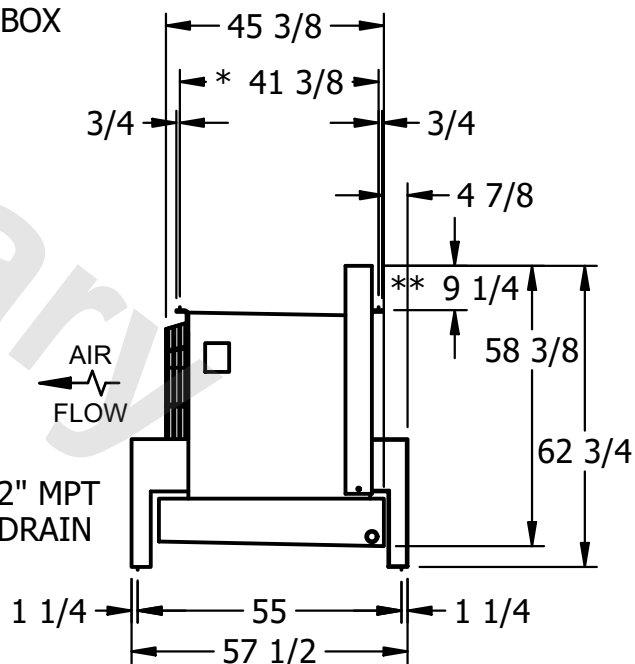
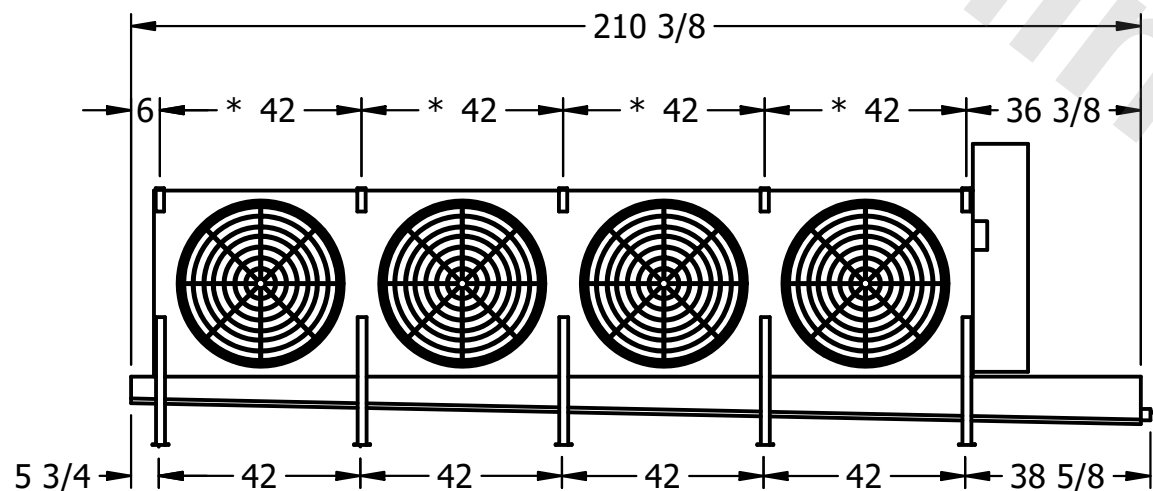
DATE	9/16/2025
------	-----------



- NEMA 4X  
JUNCTION BOX

NOTES:

- 1) \* = HANGER HOLE LOCATION.
- 2) RIGHT HAND MODEL SHOWN.
- 3) HANGER HOLES ARE FOR 3/4 INCH THREADED ROD.
- 4) WATER DEFROST ADDS 1 3/4" INCHES TO HEIGHT OF STANDARD UNIT AND CHANGES DRAIN SIZE.
- 5) ALL DIMENSIONS ARE FOR REFERENCE AND SHOULD NOT BE USED FOR PREFABRICATION OF PIPING OR SUPPORTS.
- 6) \*\*= HEIGHT OF SUCTION HEADER AND INSTALLED THERMOWELL FITTING ABOVE CABINET. CUSTOMER IS RESPONSIBLE TO ACCOUNT FOR ADDITIONAL HEIGHT NECESSARY FOR RTD AND ACCESS.



PROJECT

ROOM

SHIPPING  
WEIGHT

2900 lbs+ [1320] kg+

OPERATING WEIGHT	10000
------------------	-------

3350 lbs+ [1520] kg+