

This document is the property of Evapco, Inc. It should not be copied or disclosed without prior written authorization.

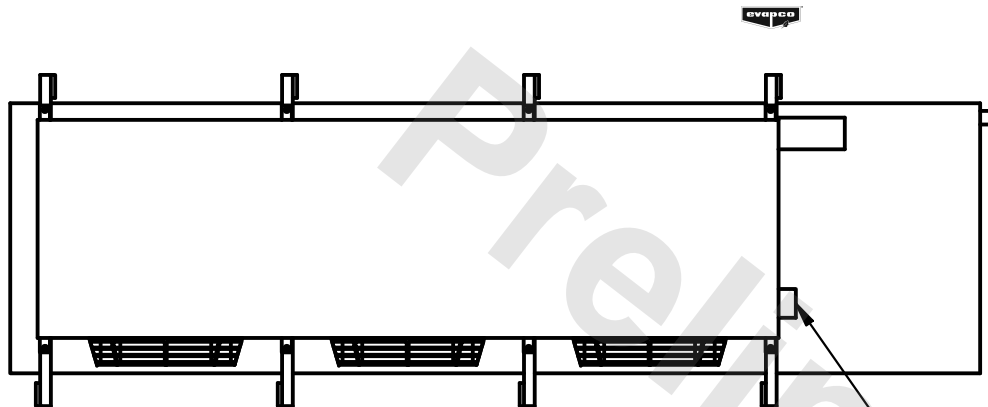
MODEL #

SCALE

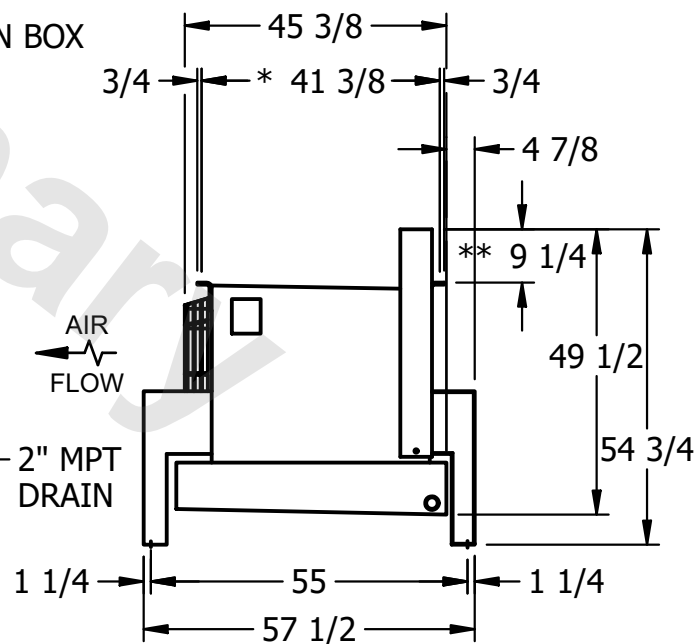
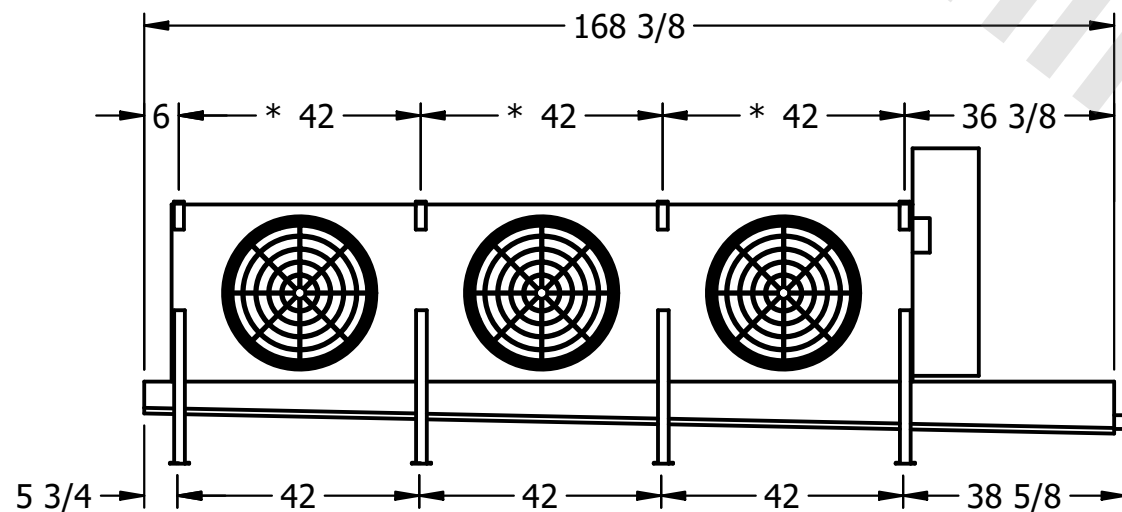
DWG. #

REV. 0

DATE	7/16/2025
------	-----------



- NEMA 4X  
JUNCTION BOX



NOTES:

- 1) \* = HANGER HOLE LOCATION.
- 2) RIGHT HAND MODEL SHOWN.
- 3) HANGER HOLES ARE FOR 3/4 INCH THREADED ROD.
- 4) WATER DEFROST ADDS 1 3/4" INCHES TO HEIGHT OF STANDARD UNIT AND CHANGES DRAIN SIZE.
- 5) ALL DIMENSIONS ARE FOR REFERENCE AND SHOULD NOT BE USED FOR PREFABRICATION OF PIPING OR SUPPORTS.
- 6) \*\*= HEIGHT OF SUCTION HEADER AND INSTALLED THERMOWELL FITTING ABOVE CABINET. CUSTOMER IS RESPONSIBLE TO ACCOUNT FOR ADDITIONAL HEIGHT NECESSARY FOR RTD AND ACCESS.

ROOM

SHIPPING  
WEIGHT

1540 lbs+ [700] kg+

OPERATING WEIGHT	10000
------------------	-------

1730 lbs+ [785] kg+