

This document is the property of Evapco, Inc. It should not be copied or disclosed without prior written authorization.

CUSTOMER

MODEL #

U-EJETME2-2184H0075F3KA

SCALE

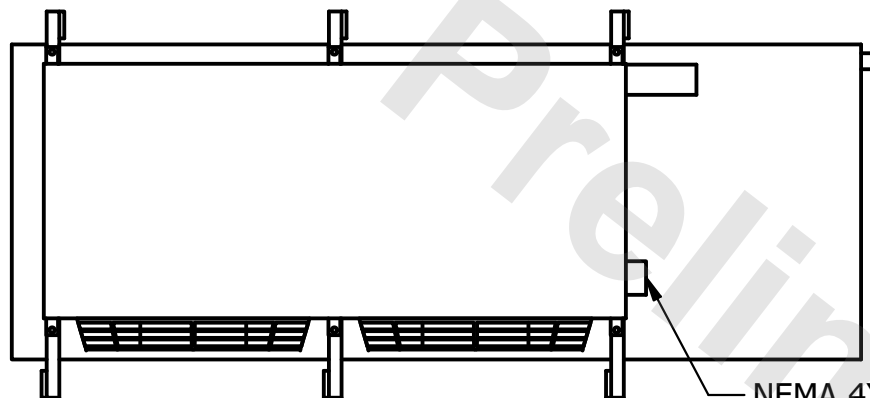
N.T.S.

DWG. #

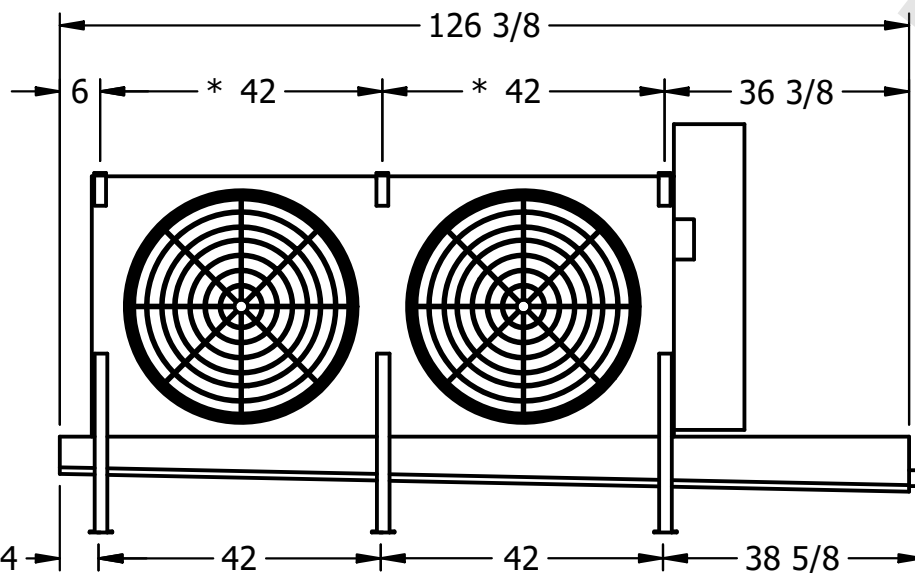
UEJETM2-SE-16,18

REV. 0

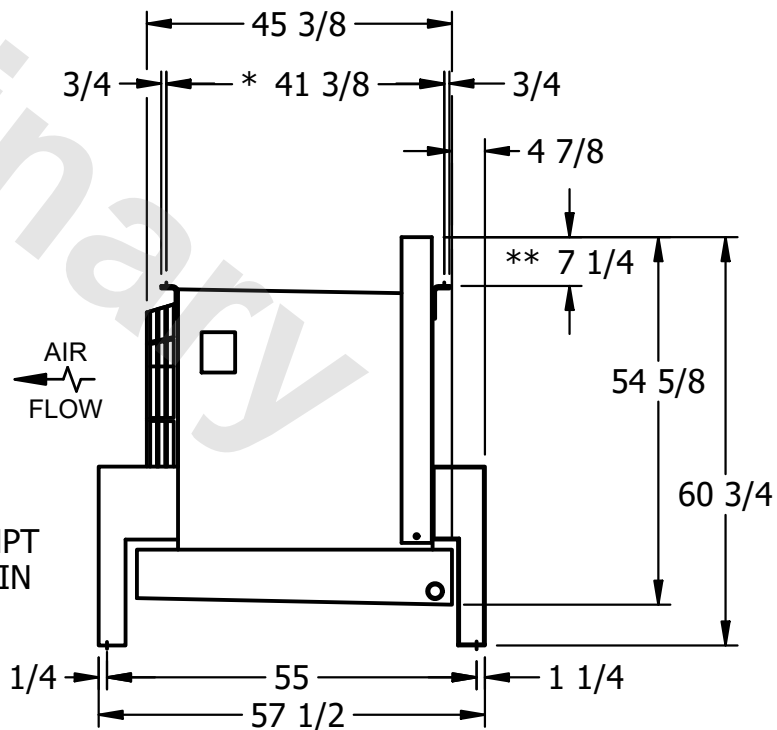
DATE	7/27/2025
------	-----------



- NEMA 4X
JUNCTION BOX



- 2" MPT
DRAIN



NOTES:

- 1) * = HANGER HOLE LOCATION.
- 2) RIGHT HAND MODEL SHOWN.
- 3) HANGER HOLES ARE FOR 3/4 INCH THREADED ROD.
- 4) WATER DEFROST ADDS 1 3/4" INCHES TO HEIGHT OF STANDARD UNIT AND CHANGES DRAIN SIZE.
- 5) ALL DIMENSIONS ARE FOR REFERENCE AND SHOULD NOT BE USED FOR PREFABRICATION OF PIPING OR SUPPORTS.
- 6) ** = HEIGHT OF SUCTION HEADER AND INSTALLED THERMOWELL FITTING ABOVE CABINET. CUSTOMER IS RESPONSIBLE TO ACCOUNT FOR ADDITIONAL HEIGHT NECESSARY FOR RTD AND ACCESS.

PROJECT

ROOM

SHIPPING
WEIGHT

1340 lbs+ [610] kg+

OPERATING WEIGHT	10,000
------------------	--------

1540 lbs+ [700] kg+