

This document is the property of Evapco, Inc. It should not be copied or disclosed without prior written authorization.

CUSTOMER

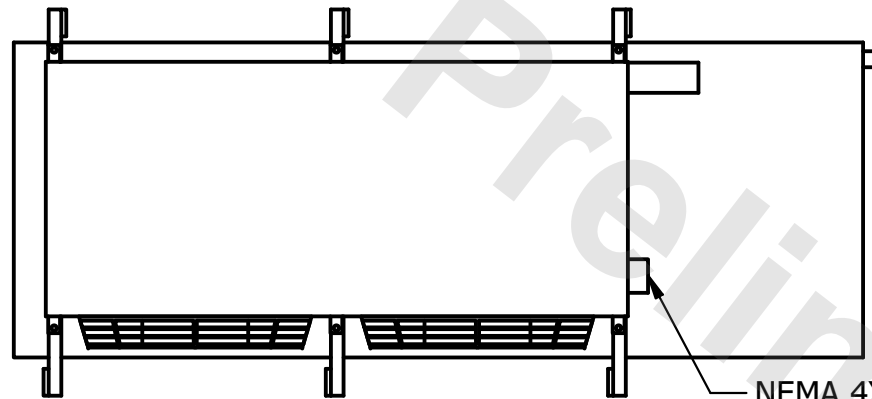
MODEL #	U-EJETME2-21104H0100F1LA
---------	--------------------------

SCALE N.T.S.

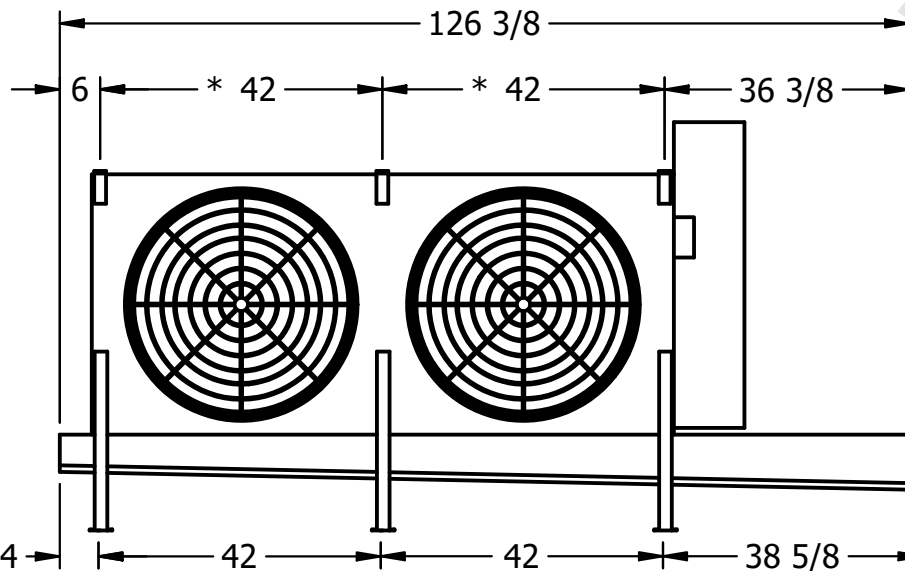
DWG. #	UEJETM2-SE-16,18
--------	------------------

REV.	0
------	---

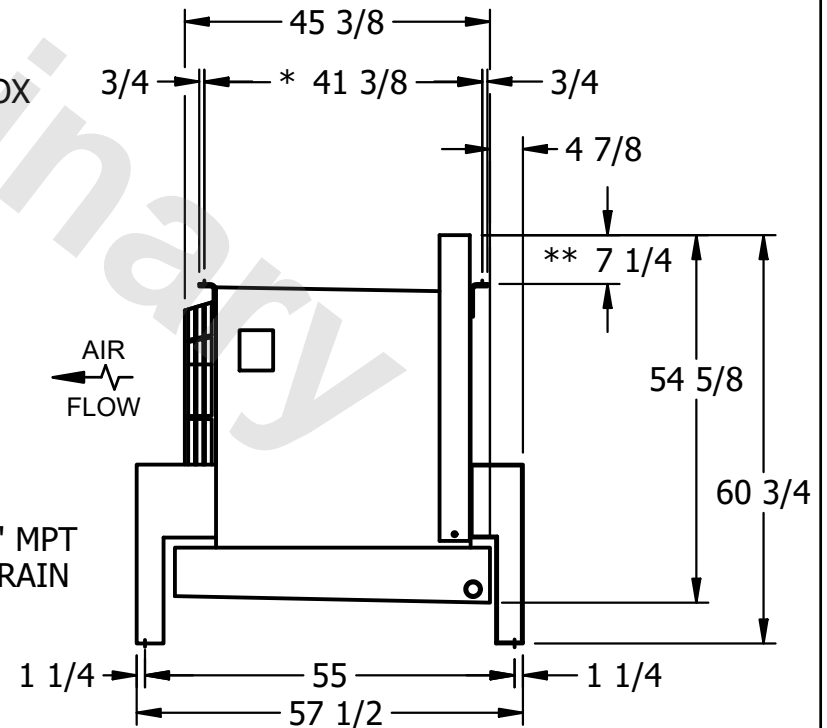
DATE	9/16/2025
------	-----------



- NEMA 4X  
JUNCTION BOX



2" MPT  
DRAIN



NOTES:

- 1) \* = HANGER HOLE LOCATION.
- 2) RIGHT HAND MODEL SHOWN.
- 3) HANGER HOLES ARE FOR 3/4 INCH THREADED ROD.
- 4) WATER DEFROST ADDS 1 3/4" INCHES TO HEIGHT OF STANDARD UNIT AND CHANGES DRAIN SIZE.
- 5) ALL DIMENSIONS ARE FOR REFERENCE AND SHOULD NOT BE USED FOR PREFABRICATION OF PIPING OR SUPPORTS.
- 6) \*\* = HEIGHT OF SUCTION HEADER AND INSTALLED THERMOWELL FITTING ABOVE CABINET. CUSTOMER IS RESPONSIBLE TO ACCOUNT FOR ADDITIONAL HEIGHT NECESSARY FOR RTD AND ACCESS.

PROJECT

ROOM

SHIPPING  
WEIGHT

1490 lbs+ [680] kg+

OPERATING WEIGHT	10000
------------------	-------

1740 lbs+ [790] kg+