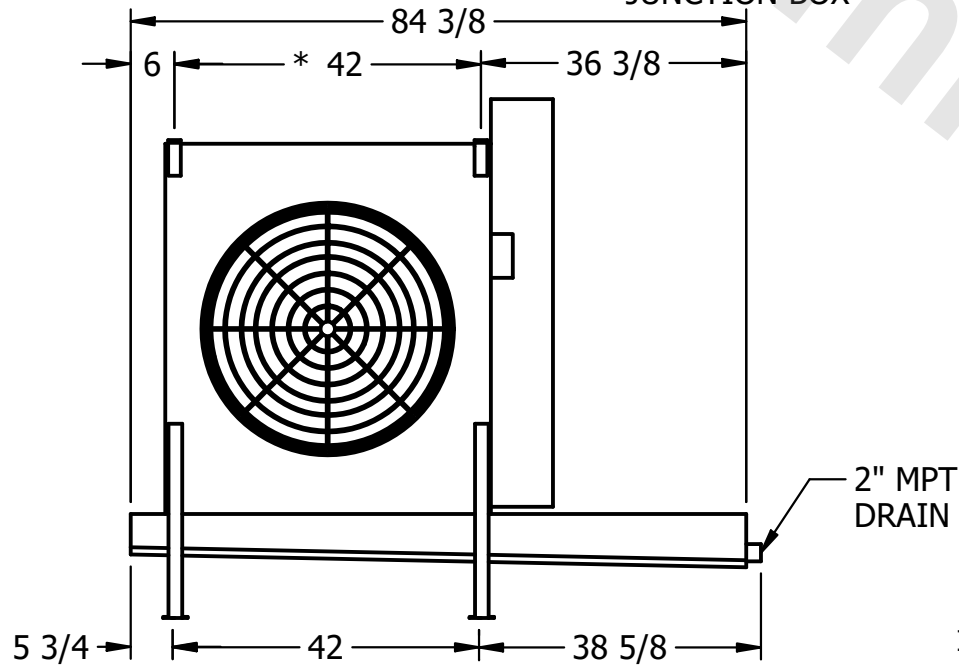
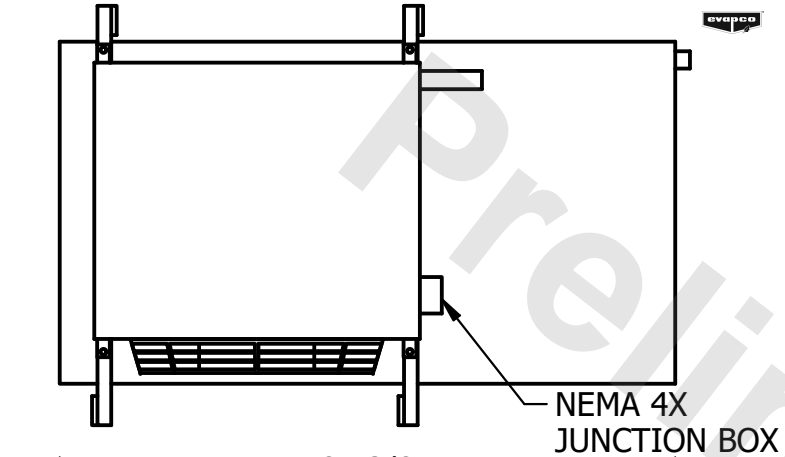


**CONFIDENTIAL**

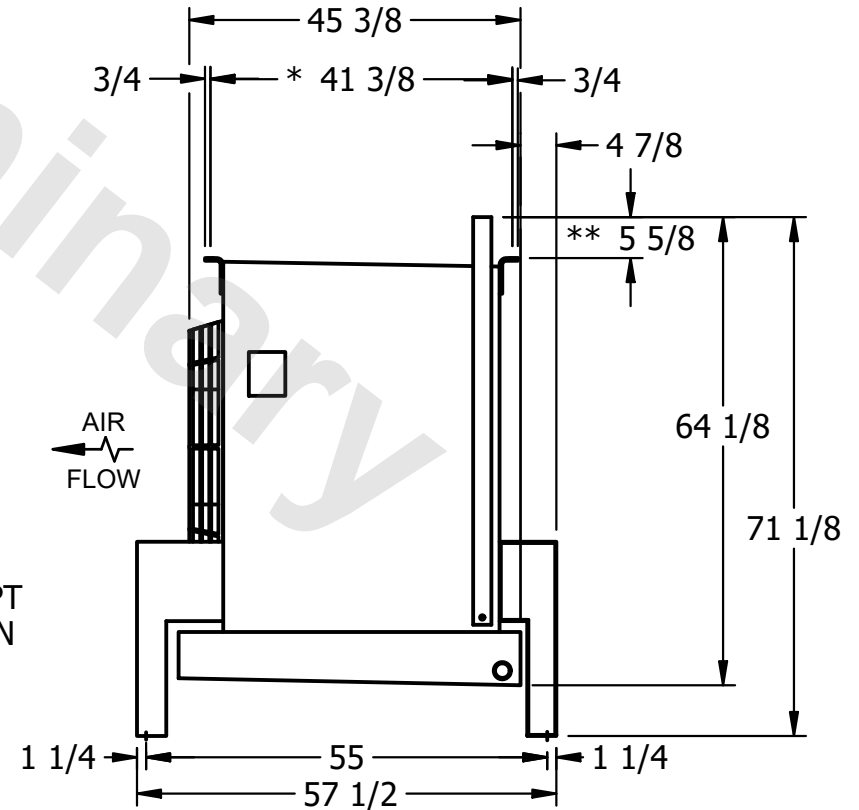
This document is the property of Evapco, Inc. It should not be copied or disclosed without prior written authorization.

|          |                                 |              |                      |        |                |
|----------|---------------------------------|--------------|----------------------|--------|----------------|
| CUSTOMER | MODEL # U-EJETME1-1444H0050F3KA | SCALE N.T.S. | DWG. # UEJETM1-SE-24 | REV. 0 | DATE 8/23/2025 |
|----------|---------------------------------|--------------|----------------------|--------|----------------|



**NOTES:**

- 1) \* = HANGER HOLE LOCATION.
- 2) RIGHT HAND MODEL SHOWN.
- 3) HANGER HOLES ARE FOR 3/4 INCH THREADED ROD.
- 4) WATER DEFROST ADDS 1 3/4" INCHES TO HEIGHT OF STANDARD UNIT AND CHANGES DRAIN SIZE.
- 5) ALL DIMENSIONS ARE FOR REFERENCE AND SHOULD NOT BE USED FOR PREFABRICATION OF PIPING OR SUPPORTS.
- 6) \*\* = HEIGHT OF SUCTION HEADER AND INSTALLED THERMOWELL FITTING ABOVE CABINET. CUSTOMER IS RESPONSIBLE TO ACCOUNT FOR ADDITIONAL HEIGHT NECESSARY FOR RTD AND ACCESS.



|         |      |                                    |                                     |
|---------|------|------------------------------------|-------------------------------------|
| PROJECT | ROOM | SHIPPING WEIGHT 660 lbs+ [300] kg+ | OPERATING WEIGHT 730 lbs+ [335] kg+ |
|---------|------|------------------------------------|-------------------------------------|