

This document is the property of Evapco, Inc. It should not be copied or disclosed without prior written authorization.



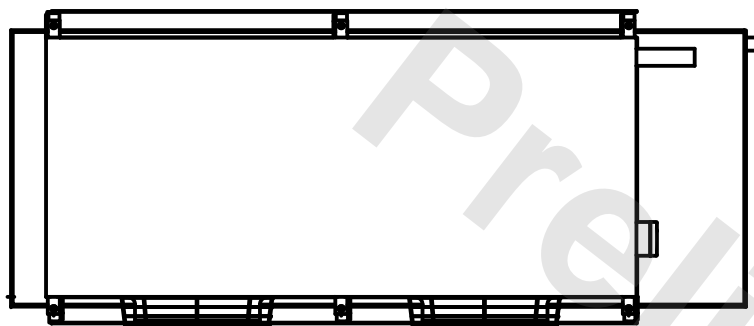
MODEL # EJETXE2-1464F0100A1MA

SCALE **N.T.S.**

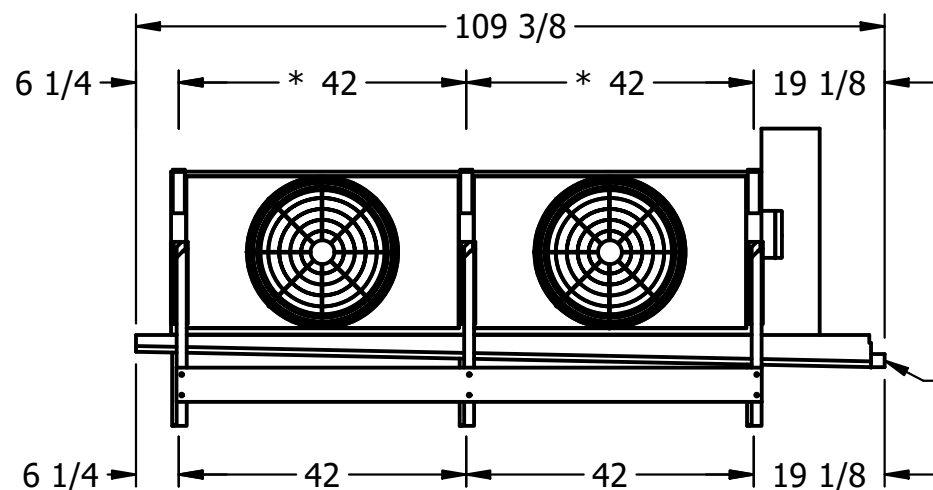
DWG. #	EJETXE2-SE-12
--------	---------------

REV. 0

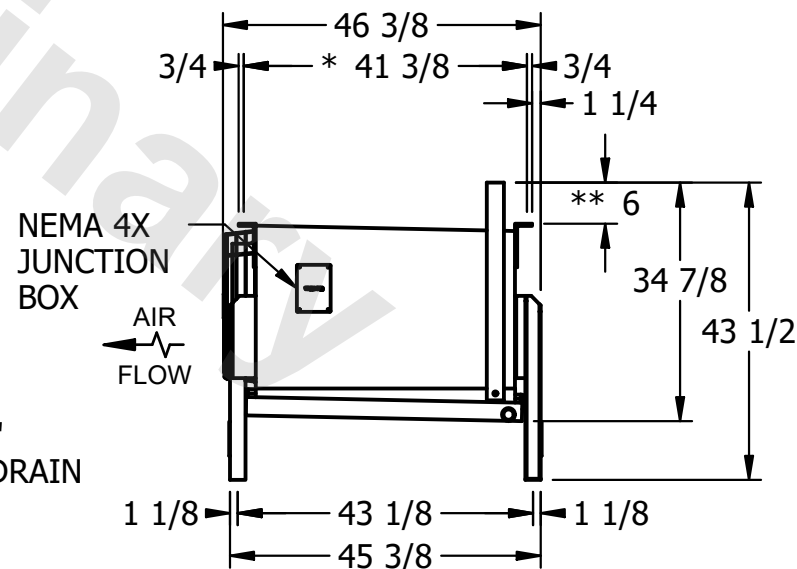
DATE	9/10/2025
------	-----------



- 1) \* = HANGER HOLE LOCATION.
- 2) RIGHT HAND MODEL SHOWN.
- 3) HANGER HOLES ARE FOR 3/4 INCH THREADED ROD.
- 4) WATER DEFROST ADDS 6 1/2" INCHES TO HEIGHT AND 5" TO THE WIDTH OF THE STANDARD UNIT AND CHANGES DRAIN SIZE.
- 5) ALL DIMENSIONS ARE FOR REFERENCE AND SHOULD NOT BE USED FOR PREFABRICATION OF PIPING OR SUPPORTS.
- 6) \*\*= HEIGHT OF SUCTION HEADER AND INSTALLED THERMOWELL FITTING ABOVE CABINET. CUSTOMER IS RESPONSIBLE TO ACCOUNT FOR ADDITIONAL HEIGHT NECESSARY FOR RTD AND ACCESS.



- 1 1/2"  
MPT DRAIN



ROOM

SHIPPING WEIGHT	810 lbs
-----------------	---------

OPERATING WEIGHT	910 lbs
------------------	---------