

This document is the property of Evapco, Inc. It should not be copied or disclosed without prior written authorization.



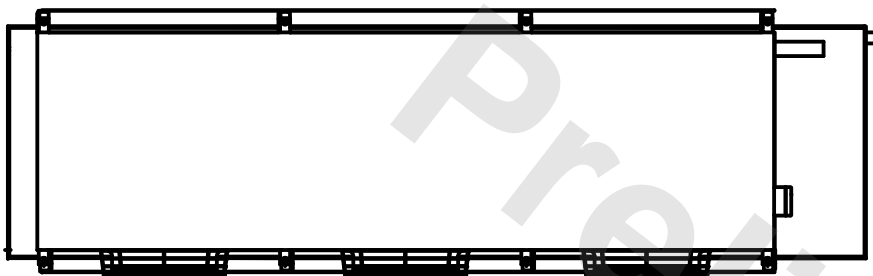
| | |
|---------|------------------------|
| MODEL # | EJETXE3-21106F0100A1MA |
|---------|------------------------|

SCALE **N.T.S.**

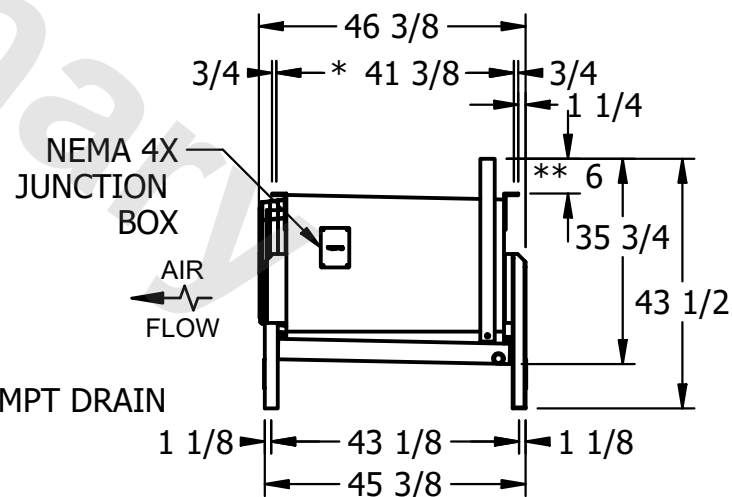
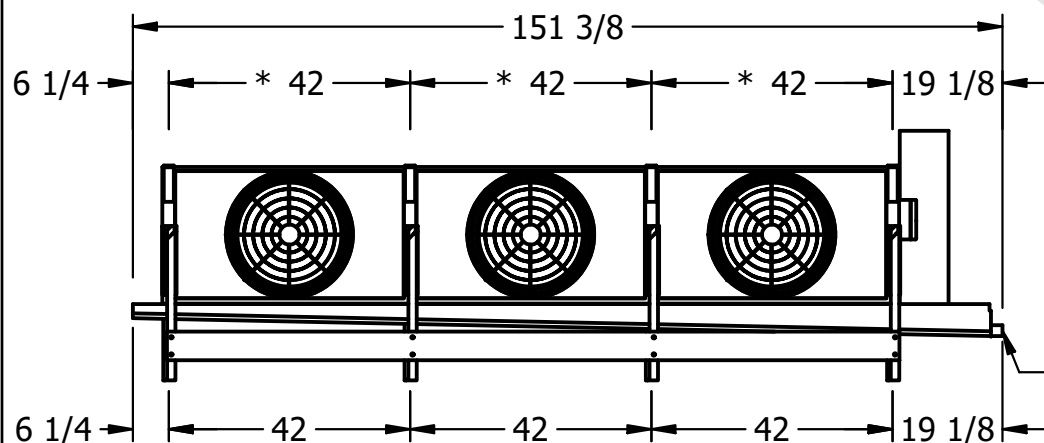
DWG. # EJETXE3-SE-12

REV. 0

| | |
|------|-----------|
| DATE | 9/11/2025 |
|------|-----------|



- 1) * = HANGER HOLE LOCATION.
- 2) RIGHT HAND MODEL SHOWN.
- 3) HANGER HOLES ARE FOR 3/4 INCH THREADED ROD.
- 4) WATER DEFROST ADDS 6 1/2" INCHES TO HEIGHT AND 5" TO THE WIDTH OF THE STANDARD UNIT AND CHANGES DRAIN SIZE.
- 5) ALL DIMENSIONS ARE FOR REFERENCE AND SHOULD NOT BE USED FOR PREFABRICATION OF PIPING OR SUPPORTS.
- 6) **= HEIGHT OF SUCTION HEADER AND INSTALLED THERMOWELL FITTING ABOVE CABINET. CUSTOMER IS RESPONSIBLE TO ACCOUNT FOR ADDITIONAL HEIGHT NECESSARY FOR RTD AND ACCESS.



ROOM

| | |
|-----------------|----------|
| SHIPPING WEIGHT | 1490 lbs |
|-----------------|----------|

| | |
|------------------|----------|
| OPERATING WEIGHT | 1810 lbs |
|------------------|----------|