

This document is the property of Evapco, Inc. It should not be copied or disclosed without prior written authorization.

# EVAPCO, INC.



|          |
|----------|
| CUSTOMER |
|----------|

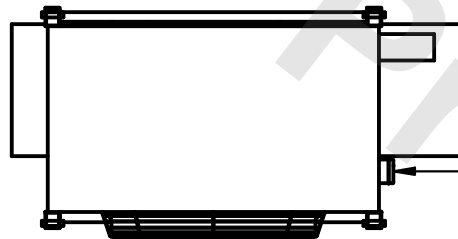
MODEL # EJETHE1-2264F0750K1MA

SCALE N.T.S.

|        |               |
|--------|---------------|
| DWG. # | EJETHE1-SE-24 |
|--------|---------------|

REV. 0

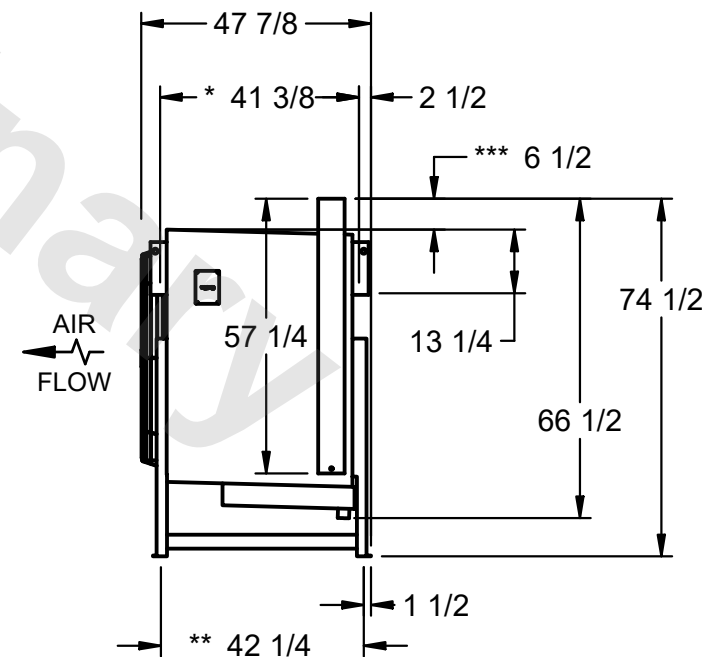
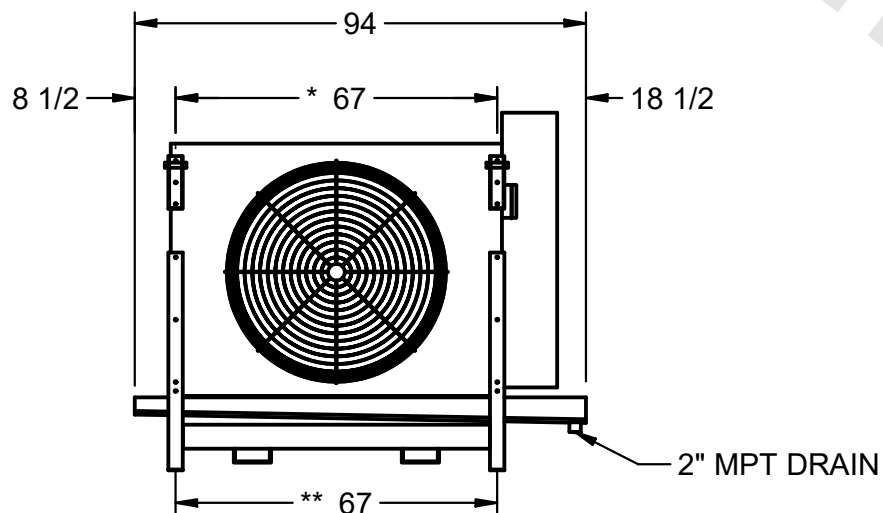
|      |           |
|------|-----------|
| DATE | 8/13/2025 |
|------|-----------|



- NEMA 4X  
JUNCTION  
BOX

NOTES:

- 1) \* = HANGER HOLE LOCATION.  
\*\*= FOOT PLATE MOUNTING HOLE LOCATION
- 2) RIGHT HAND MODEL SHOWN.
- 3) HANGER HOLES ARE FOR 3/4 INCH THREADED ROD.
- 4) WATER DEFROST ADDS 6" INCHES TO HEIGHT  
OF STANDARD UNIT AND CHANGES DRAIN SIZE.
- 5) ALL DIMENSIONS ARE FOR REFERENCE AND SHOULD NOT  
BE USED FOR PREFABRICATION OF PIPING OR SUPPORTS.
- 6) \*\*\*= HEIGHT OF SUCTION HEADER AND INSTALLED  
THERMOWELL FITTING ABOVE CABINET. CUSTOMER IS  
RESPONSIBLE TO ACCOUNT FOR ADDITIONAL HEIGHT  
NECESSARY FOR RTD AND ACCESS.



|         |
|---------|
| PROJECT |
|---------|

ROOM

|                 |          |
|-----------------|----------|
| SHIPPING WEIGHT | 1330 lbs |
|-----------------|----------|

|                  |          |
|------------------|----------|
| OPERATING WEIGHT | 1490 lbs |
|------------------|----------|