

This document is the property of Evapco, Inc. It should not be copied or disclosed without prior written authorization.



CUSTOMER
----------

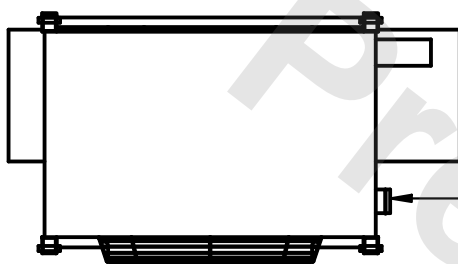
MODEL #	EJETHE1-22123H0200K2KA
---------	------------------------

SCALE N.T.S.

DWG. # EJETHE1-SE-24-12R

REV. 0

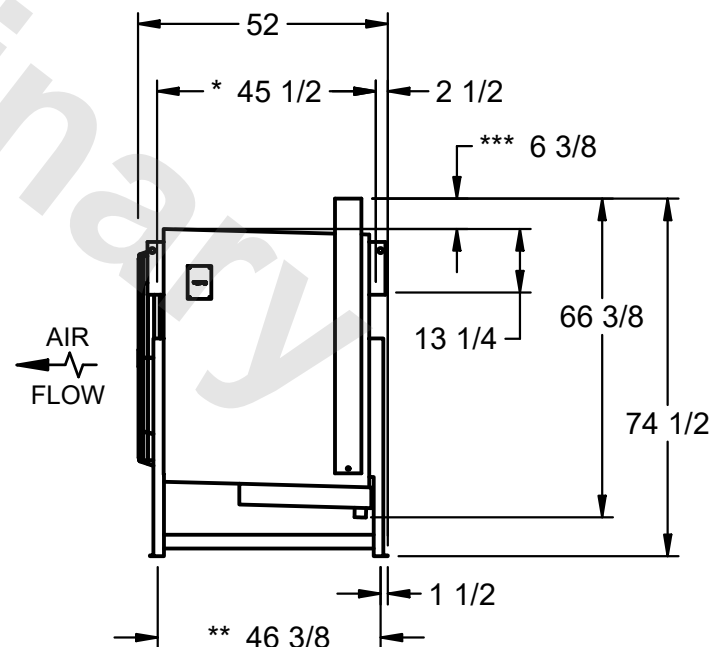
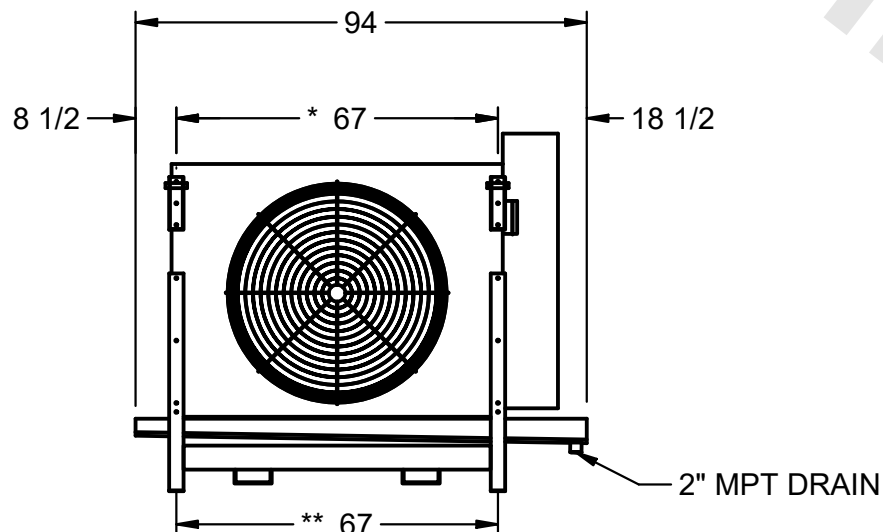
DATE	8/2/2025
------	----------



- NEMA 4X  
JUNCTION  
BOX

NOTES:

- 1) \* = HANGER HOLE LOCATION.  
\*\* = FOOT PLATE MOUNTING HOLE LOCATION
- 2) RIGHT HAND MODEL SHOWN.
- 3) HANGER HOLES ARE FOR 3/4 INCH THREADED ROD.
- 4) WATER DEFROST ADDS 6" INCHES TO HEIGHT  
OF STANDARD UNIT AND CHANGES DRAIN SIZE.
- 5) ALL DIMENSIONS ARE FOR REFERENCE AND SHOULD NOT  
BE USED FOR PREFABRICATION OF PIPING OR SUPPORTS.
- 6) \*\*\* = HEIGHT OF SUCTION HEADER AND INSTALLED  
THERMOWELL FITTING ABOVE CABINET. CUSTOMER IS  
RESPONSIBLE TO ACCOUNT FOR ADDITIONAL HEIGHT  
NECESSARY FOR RTD AND ACCESS.



PROJECT
---------

ROOM

SHIPPING WEIGHT	1860 lbs
-----------------	----------

OPERATING WEIGHT	2120 lbs
------------------	----------