

This document is the property of Evapco, Inc. It should not be copied or disclosed without prior written authorization.

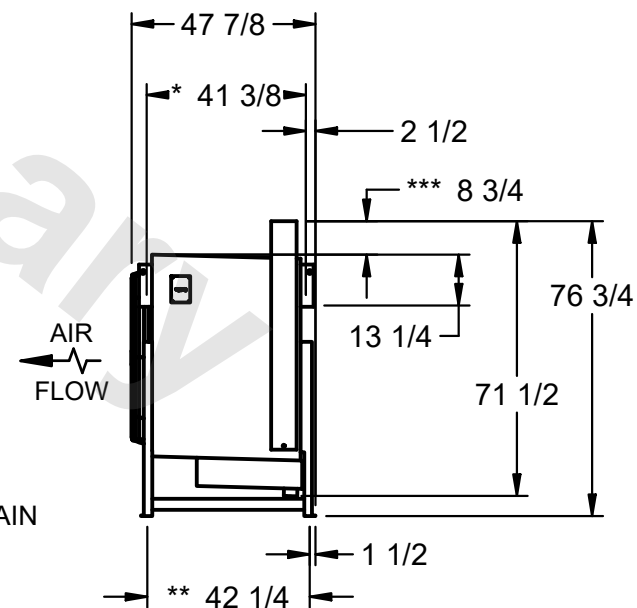
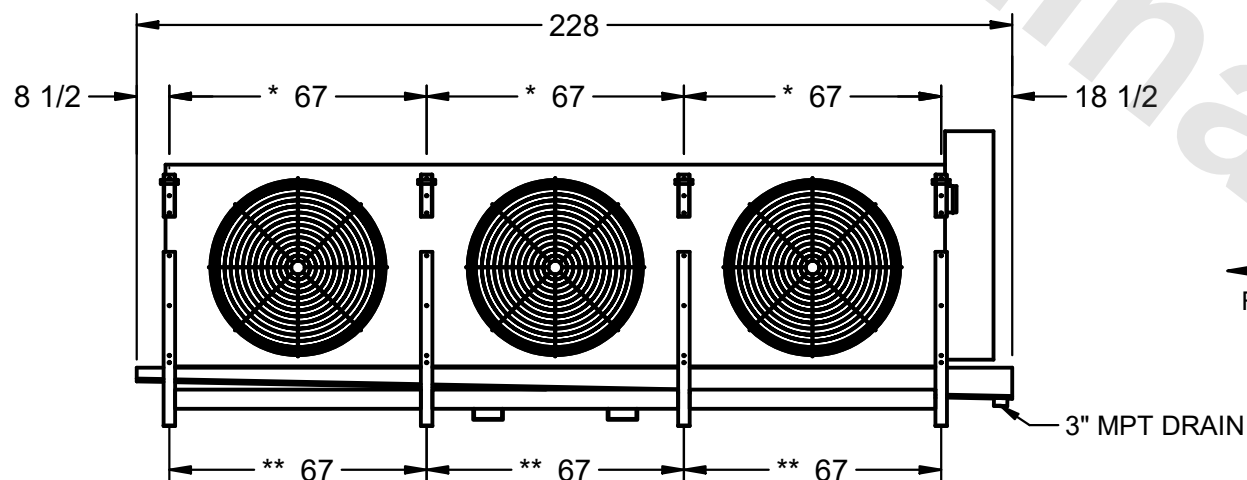
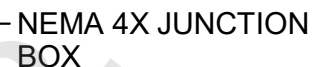


MODEL # EJETHE3-6764H0200K2KA

DWG. # EJETHE3-SE-24

| | |
|------|-----------|
| DATE | 7/17/2025 |
|------|-----------|

- 1) * = HANGER HOLE LOCATION.
**= FOOT PLATE MOUNTING HOLE LOCATION
- 2) RIGHT HAND MODEL SHOWN.
- 3) HANGER HOLES ARE FOR 3/4 INCH THREADED ROD.
- 4) WATER DEFROST ADDS 6" INCHES TO HEIGHT
OF STANDARD UNIT AND CHANGES DRAIN SIZE.
- 5) ALL DIMENSIONS ARE FOR REFERENCE AND SHOULD NOT
BE USED FOR PREFABRICATION OF PIPING OR SUPPORTS.
- 6) ***= HEIGHT OF SUCTION HEADER AND INSTALLED
THERMOWELL FITTING ABOVE CABINET. CUSTOMER IS
RESPONSIBLE TO ACCOUNT FOR ADDITIONAL HEIGHT
NECESSARY FOR RTD AND ACCESS.



| | |
|-----------------|----------|
| SHIPPING WEIGHT | 3860 lbs |
|-----------------|----------|

| | |
|------------------|----------|
| OPERATING WEIGHT | 4330 lbs |
|------------------|----------|