

This document is the property of Evapco, Inc. It should not be copied or disclosed without prior written authorization.

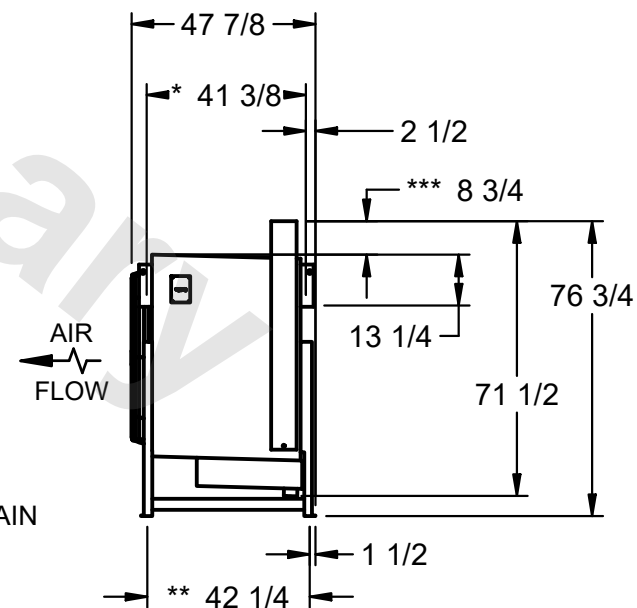
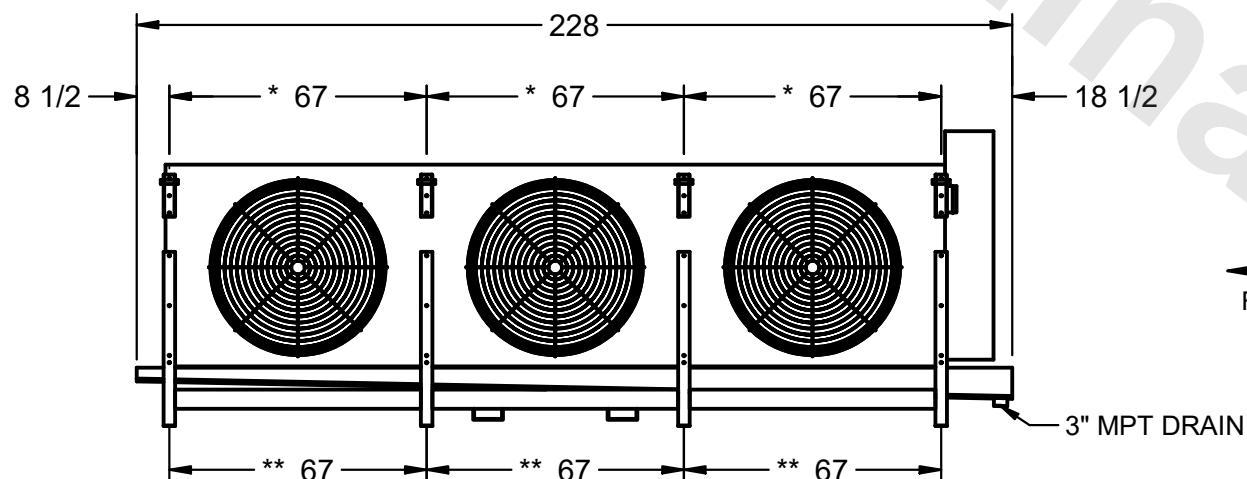
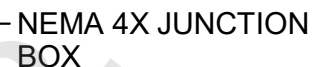


MODEL #	EJETHE3-6783H0750K1LA
---------	-----------------------

DWG. # EJETHE3-SE-24

DATE	7/13/2025
------	-----------

- 1) \* = HANGER HOLE LOCATION.  
\*\*= FOOT PLATE MOUNTING HOLE LOCATION
- 2) RIGHT HAND MODEL SHOWN.
- 3) HANGER HOLES ARE FOR 3/4 INCH THREADED ROD.
- 4) WATER DEFROST ADDS 6" INCHES TO HEIGHT  
OF STANDARD UNIT AND CHANGES DRAIN SIZE.
- 5) ALL DIMENSIONS ARE FOR REFERENCE AND SHOULD NOT  
BE USED FOR PREFABRICATION OF PIPING OR SUPPORTS.
- 6) \*\*\*= HEIGHT OF SUCTION HEADER AND INSTALLED  
THERMOWELL FITTING ABOVE CABINET. CUSTOMER IS  
RESPONSIBLE TO ACCOUNT FOR ADDITIONAL HEIGHT  
NECESSARY FOR RTD AND ACCESS.



SHIPPING WEIGHT	4670 lbs
-----------------	----------

OPERATING WEIGHT	5200 lbs
------------------	----------