

CONFIDENTIAL

This document is the property of Evapco, Inc. It should not be copied or disclosed without prior written authorization.

EVAPCO, INC.



CUSTOMER

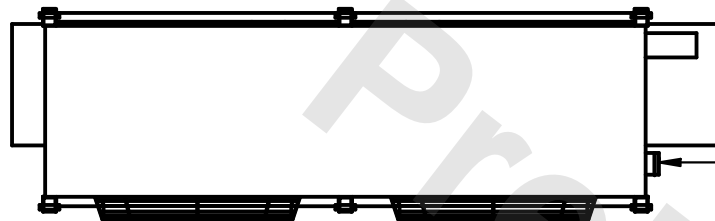
MODEL # EJETHE2-6784E0750K1LA

SCALE N.T.S.

DWG. # EJETHE2-SE-36

REV. 0

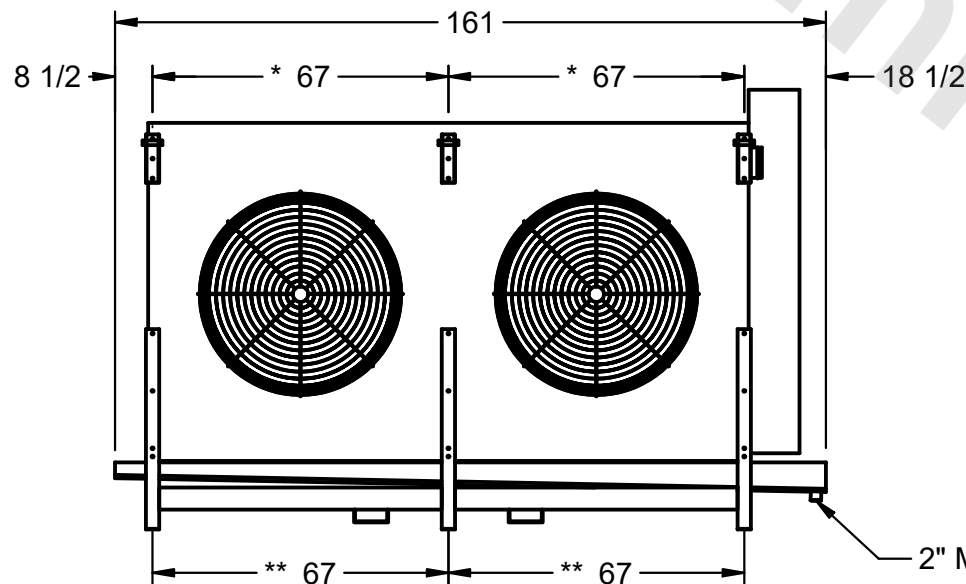
DATE 7/2/2025



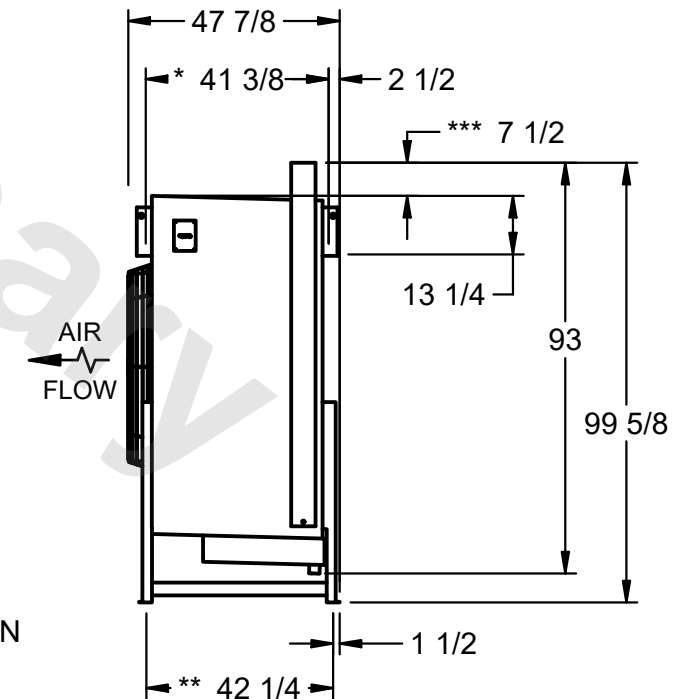
NEMA 4X  
JUNCTION  
BOX

NOTES:

- 1) \* = HANGER HOLE LOCATION.
- \*\* = FOOT PLATE MOUNTING HOLE LOCATION
- 2) RIGHT HAND MODEL SHOWN.
- 3) HANGER HOLES ARE FOR 3/4 INCH THREADED ROD.
- 4) WATER DEFROST ADDS 6" INCHES TO HEIGHT OF STANDARD UNIT AND CHANGES DRAIN SIZE.
- 5) ALL DIMENSIONS ARE FOR REFERENCE AND SHOULD NOT BE USED FOR PREFABRICATION OF PIPING OR SUPPORTS.
- 6) \*\*\* = HEIGHT OF SUCTION HEADER AND INSTALLED THERMOWELL FITTING ABOVE CABINET. CUSTOMER IS RESPONSIBLE TO ACCOUNT FOR ADDITIONAL HEIGHT NECESSARY FOR RTD AND ACCESS.



2" MPT DRAIN



PROJECT

ROOM

SHIPPING  
WEIGHT 3700 lbs

OPERATING  
WEIGHT 4480 lbs