

CONFIDENTIAL

This document is the property of Evapco, Inc. It should not be copied or disclosed without prior written authorization.

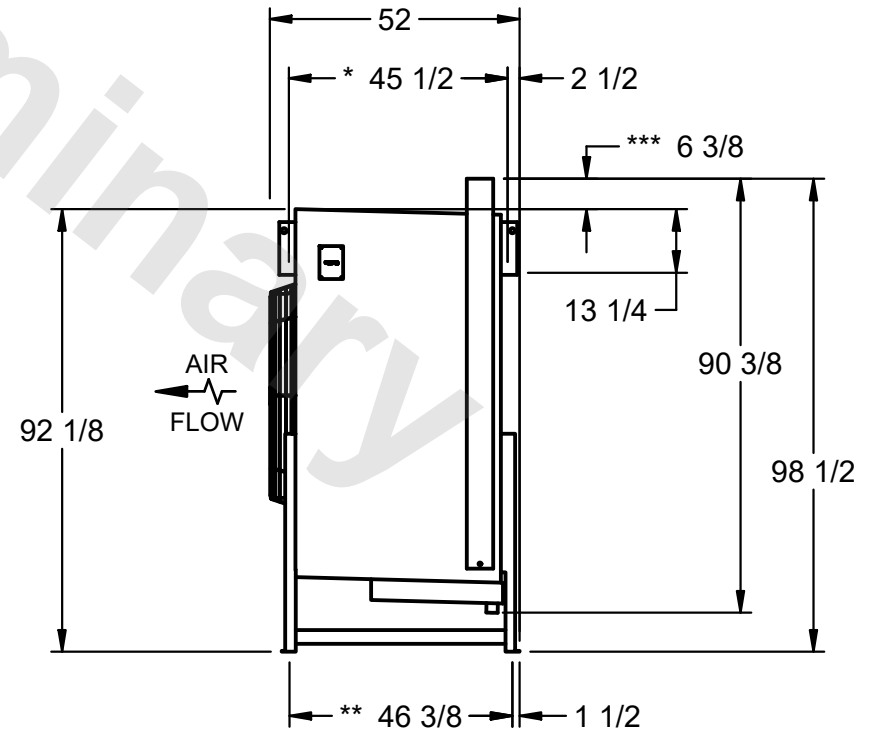
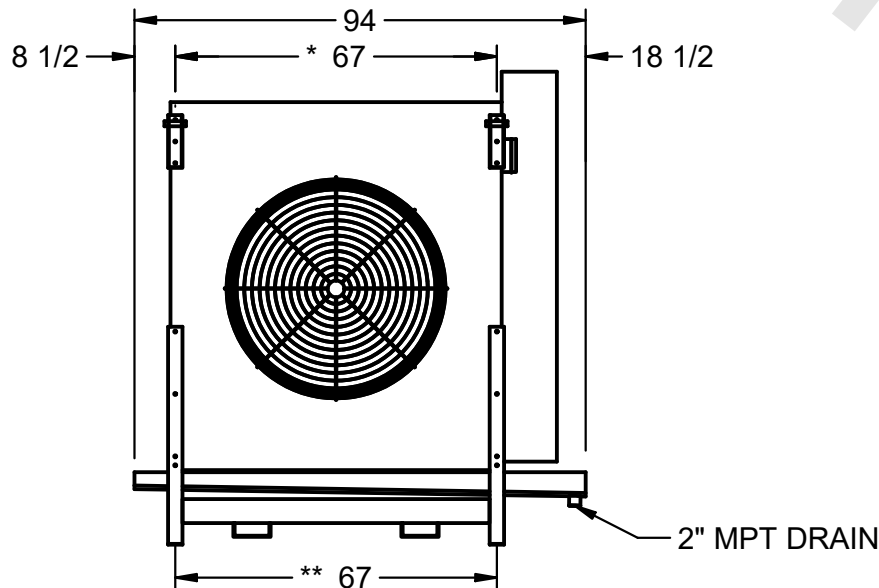
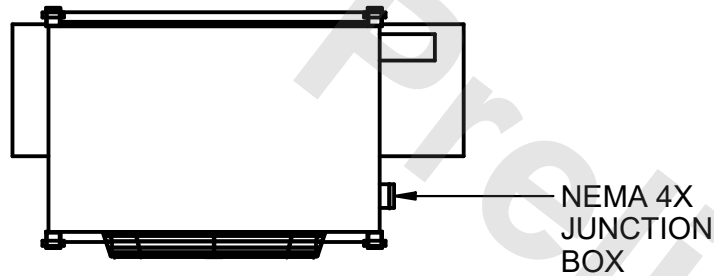
EVAPCO, INC.



| | | | | | |
|----------|--------------------------------|--------------|--------------------------|--------|---------------|
| CUSTOMER | MODEL # EJETHE1-34124F0200K2KA | SCALE N.T.S. | DWG. # EJETHE1-SE-36-12R | REV. 0 | DATE 6/4/2026 |
|----------|--------------------------------|--------------|--------------------------|--------|---------------|

NOTES:

- 1) * = HANGER HOLE LOCATION.
- 2) **= FOOT PLATE MOUNTING HOLE LOCATION
- 3) RIGHT HAND MODEL SHOWN.
- 4) HANGER HOLES ARE FOR 3/4 INCH THREADED ROD.
- 5) WATER DEFROST ADDS 6" INCHES TO HEIGHT OF STANDARD UNIT AND CHANGES DRAIN SIZE.
- 6) ALL DIMENSIONS ARE FOR REFERENCE AND SHOULD NOT BE USED FOR PREFABRICATION OF PIPING OR SUPPORTS.
- 7) ***= HEIGHT OF SUCTION HEADER AND INSTALLED THERMOWELL FITTING ABOVE CABINET. CUSTOMER IS RESPONSIBLE TO ACCOUNT FOR ADDITIONAL HEIGHT NECESSARY FOR RTD AND ACCESS.



| | | | |
|---------|------|--------------------------|---------------------------|
| PROJECT | ROOM | SHIPPING WEIGHT 2080 lbs | OPERATING WEIGHT 2560 lbs |
|---------|------|--------------------------|---------------------------|