

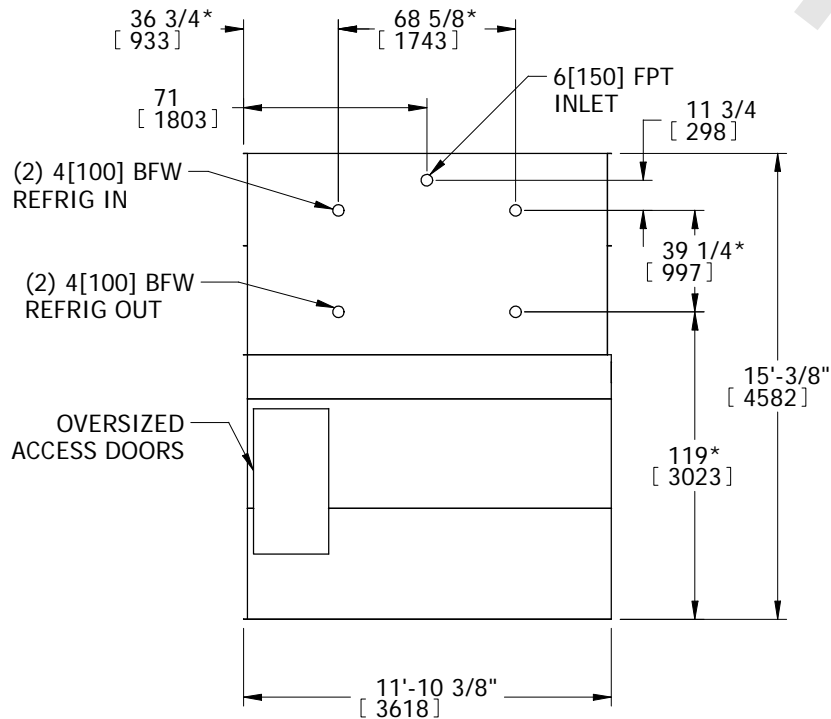
EVAPCO, INC.



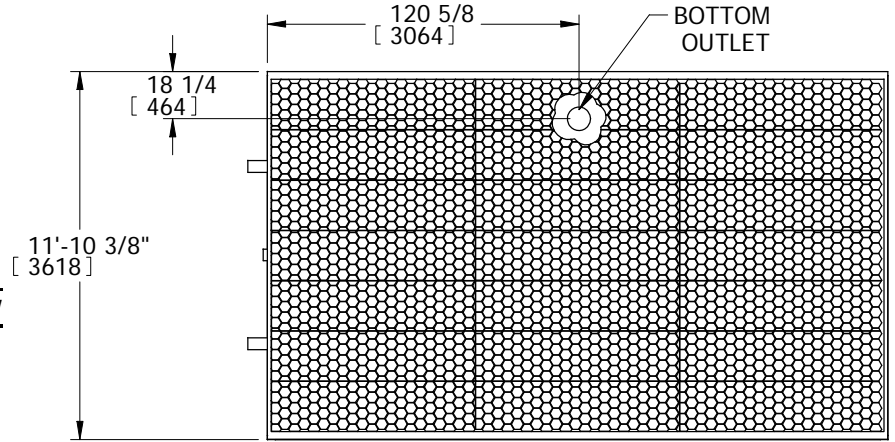
UNIT EVAPORATIVE CONDENSER	MODEL # LSWE 10-3K18	SCALE N.T.S.	DWG. # CQ122010-DRA-RS	REV. -	DATE 4/26/2024	SERIAL #
--------------------------------------	-------------------------	-----------------	---------------------------	-----------	-------------------	----------

- NOTES:
1. (M)- FAN MOTOR LOCATION
 2. HEAVIEST SECTION IS UPPER SECTION
 3. MPT DENOTES MALE PIPE THREAD
FPT DENOTES FEMALE PIPE THREAD
BFW DENOTES BEVELED FOR WELDING
 4. +UNIT WEIGHT DOES NOT INCLUDE
ACCESSORIES (SEE ACCESSORY DRAWINGS)
 5. 3/4" DIA. MOUNTING HOLES. REFER TO
RECOMMENDED STEEL SUPPORT DRAWING.
 6. MAKE-UP WATER PRESSURE
20 psi MIN [137 kPa], 50 psi MAX [344 kPa]
 7. *-APPROXIMATE DIMENSIONS DO NOT USE
FOR PRE-FABRICATION OF CONNECTING
PIPING
 8. DIMENSIONS LISTED AS FOLLOWS: ENGLISH IN
[METRIC] [mm]

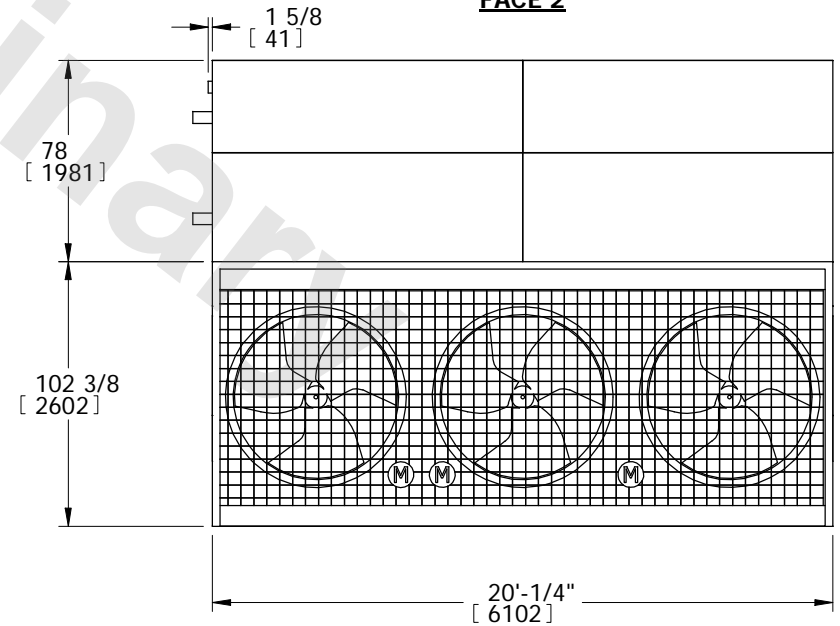
**FACE 1
PLAN VIEW**



FACE 1



FACE 2



FACE 2

SHIPPING WEIGHT	33940 lbs+ [15395] kg+	OPERATING WEIGHT	39620 lbs+ [17971] kg+	HEAVIEST SECTION WEIGHT	24120 lbs+ [10941] kg+	NO. OF SHIPPING SECTIONS	2
-----------------	------------------------	------------------	------------------------	-------------------------	------------------------	--------------------------	---