

EVAPCO, INC.

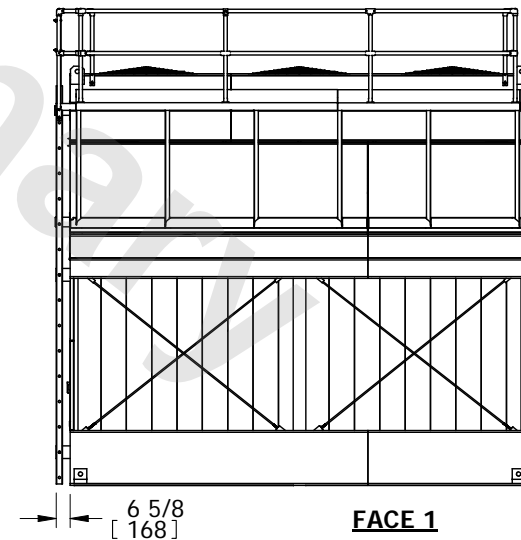
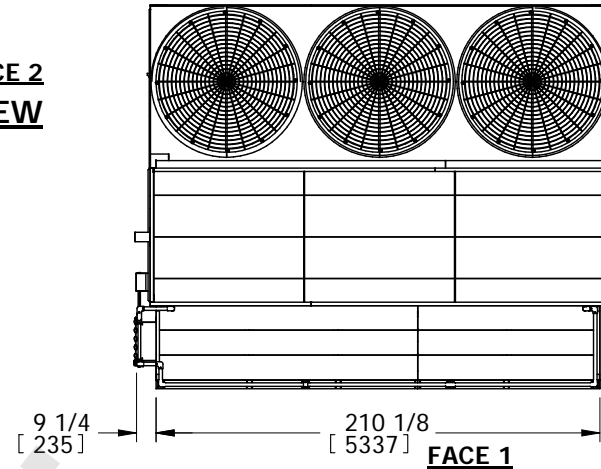
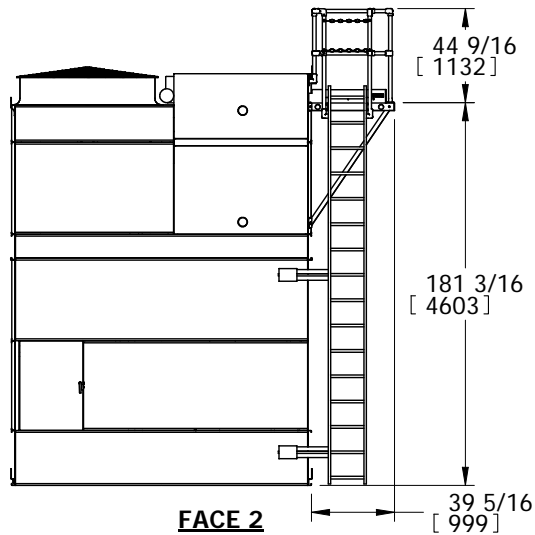


TITLE **EXTERNAL SERVICE PLATFORM**

UNIT: 12X18 SINGLE WIDE

DWG. # PLHCS1218-DB

**FACE 2
PLAN VIEW**



NOTES:

1. LADDER AND PLATFORM SHIP LOOSE. FIELD INSTALLATION BY OTHERS IS REQUIRED.
2. THE BOTTOM OF THE LADDER DOES NOT EXTEND PAST THE BASE OF THE UNIT.
IF THE UNIT IS ELEVATED THEN AN OPTIONAL EXTENDED LADDER PACKAGE SHOULD BE CONSIDERED. (CONSULT FACTORY)
3. REFER TO RIGGING PACK FOR LADDER AND PLATFORM MOUNTING INSTRUCTIONS.
4. EACH PLATFORM AND LADDER ASSY. WEIGHS 940 LBS.
5. FOR STANDARD UNITS, REFER TO UNIT CERTIFIED PRINT FOR PUMP LOCATION(S).
6. DIMENSIONS LISTED AS FOLLOWS: ENGLISH IN
[METRIC] [mm]