




for LIFE

CLOSED CIRCUIT COOLERS



ESW4

8.5', 12' & 14' Wide Units



† Mark owned by the Cooling Technology Institute

MAXIMIZE CAPACITY & ENERGY EFFICIENCY
Most Energy Efficient Axial Fan Closed Circuit Cooler on the Market

ABOUT EVAPCO



EVAPCO for LIFE

EVAPCO is more than a name. We are the global innovator in heat transfer solutions for the commercial HVAC, industrial refrigeration, power and industrial process markets. We pledge to make everyday life easier, more comfortable, more reliable and more sustainable for people everywhere.

OUR COMMITMENT

We never stop innovating. We set out to find groundbreaking solutions that transform the way the world works for the better. It's why we have more than 50 active U.S. patents and nearly 200 foreign counterparts. We also guarantee performance and put every solution through rigorous research and testing to ensure maximum efficiency and reliability.

PROTECTING THE ENVIRONMENT


Innovation and environmental sustainability go hand-in-hand at EVAPCO. Our industrial heat transfer equipment not only conserves natural resources and helps reduce noise pollution, but also features recycled steel content in construction. Our stainless steel units are constructed of panels that contain up to 75% of recycled content and our galvanized units contain over 80%. From sound reduction to water conservation to chemical elimination, we are developing new technologies that deliver ultimate operating advantages to our clients while protecting the planet for every generation to come.




ESW4 APPLICATIONS



DATA CENTERS




INDUSTRIAL PROCESS



LARGE HVAC APPLICATIONS

To benefit these and other applications, the ESW4 is highly engineered with quality components and manufactured to exacting standards. The durable materials of construction ensure the longevity expected of EVAPCO products. The closed circuit coolers are designed in large factory-assembled sections for ease of installation and to reduce required field assembly. With the coil located outside of the air stream, heat transfer is achieved via sensible cooling, which eliminates water evaporation on the coil. This design greatly reduces scale build-up on the coil and, subsequently, the required downtime for maintenance. The ESW4 stands alone as being the most energy efficient axial fan closed circuit cooler on the market.



EVAPCO provides a full spectrum of global product solutions for the Commercial HVAC, Process Cooling, Industrial Refrigeration and Power Generation markets.

From the smallest factory assembled cooling tower to the largest field erected air-cooled steam condenser, we offer heat transfer products designed to meet the water and energy requirements for any project. We are committed to providing solutions that are energy efficient and conserve water.

Our latest heat transfer solutions are the eco-Air™ Series Dry Coolers, eco-Air Series Air Cooled Condensers, and eco-Air Series Adiabatic Coolers and Condensers. The eco-Air Series completes our successful eco-family of closed circuit coolers and condensers with water-saving dry and hybrid technology.

As an industry leader in independent, third-party performance certifications, our fully-rated products enable you to operate your cooling systems efficiently and with complete peace of mind.

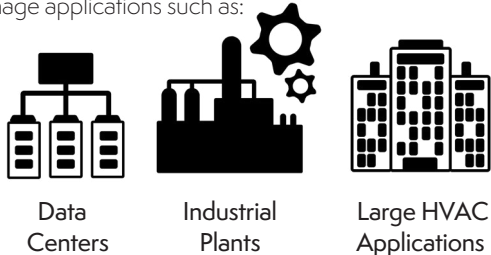
The ESW4 series of closed circuit coolers offers unparalleled flexibility in a wide range of capacities, fan motor HP's and coil options.



The new 14' x 22' ESW4 was designed to **maximize** capacity and **optimize** energy efficiency in EVAPCO's single largest closed-circuit cooler cell available.

Utilizing EVAPCO's **CROSSCOOL**™ internal tube enhancement and patented elliptical tube design, the 14' x 22' ESW4 provides the maximum evaporative capacity in a single factory-assembled cooler, **up to 40% more** than previous models.



The optimized ESW4 was developed *specifically* for high tonnage applications such as:



where the end user requires the lowest energy consumption in the fewest amount of units, connections and fans.

The most **energy-efficient**, **low sound**, and **customizable** ESW Cooler ever.

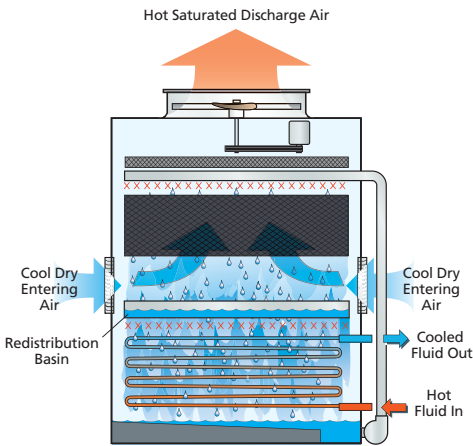


- Over 1,000 CTI Certified models with a wide range of tonnages (33 – 670 nominal tons) providing unmatched versatility to meet the requirements of any application
- 8.5' wide models utilize an optimized coil to maximize capacity with a lower operating weight/ pump HP than previous ESW models
- 12' wide models are customizable with multiple pump and coil configurations, providing the optimal solution for low energy, low weight, and footprint restrictive applications
- Highest IBC ratings in the industry, available with upgraded construction and 1.5 Importance Factor for critical facilities
- Available with FM Approved Construction
- Wide array of fan motor HP options (3 – 100 HP)
- Available with **factory-mounted** Water Treatment and  
- New Stainless Steel "Cold Water Basins" option. This option provides Stainless Steel for just the cold water basin and redistribution basin
- Now available with water silencers in the redistribution basic for the lowest sound levels

Principle of Operation

EVAPCO was the first to develop a closed circuit cooler with Patented Optimized Technology*. The pump is energized, and water is circulated up to the water distribution system. This starts with the large orifice EvapJet nozzles evenly distributing water as a thin film over the extended fill surface for maximum cooling efficiency. The fan system operates simultaneously, moving large volumes of air through the unit in a direction opposite the falling water. The air and water contact directly across the fill surface whereupon a small portion of the spray water is evaporated. The warm and saturated air is then discharged from the unit dissipating heat to the atmosphere. The spray water exits the fill section as a cooled fluid where it is collected by the redistribution basin for even soaking of the full footprint coil. The hot process fluid enters the coil through the bottom coil connection(s). The heat load is rejected to the circulating water that cascades over the coil surface by means of sensible heat transfer.

*US Patent #6,598,862



ESW4 Design & Construction Features

The ESW family stands apart as being the most energy efficient and the quietest axial fan closed circuit coolers on the market today. The ESW4 is able to provide superior performance as a result of its optimized **Sensi-Coil® Technology**†. The **Sensi-Coil®** features **CROSSCOOL™** Internal Tube Enhancement that increases the internal heat transfer coefficient of the coil and thus increases the cooling capacity of the unit. The ESW4's owner-oriented features and independent certification of the International Building Code (IBC) compliance reinforce the ESW4's position as a premier cooler in the HVAC industry.

CTI Certified Units



Easy to Maintain Drive System

- Adjustable motor base enables the motor to swing outside the unit for easy access
- Belt tension can be easily checked and adjusted from outside the access door
- Lubrication lines are extended to the access door for added convenience



Framed WST Air Inlet Louvers (Water and Sight Tight)

- Hardware-free louver design
 - One-step removal for easy access
 - Improved design to keep sunlight out – preventing biological growth
 - Keeps water in while keeping dirt and debris out
- U.S. Patent #7,927,196



Optional Factory Mounted Non-Chemical or Chemical Water Treatment Systems

The ESW4 is available with either a **Pulse-Pure®** non-chemical or a **Smart Shield®** solid chemical water treatment system. The **Pulse-Pure®** and **Smart Shield®** are environmentally sensitive alternatives for treating water in evaporative cooled equipment. The **Pulse-Pure®** and **Smart Shield®** systems include all components required for an effective water treatment system; factory mounted and wired.

Redistribution Basin Section


- The redistribution basin ensures even water loading of the optimized **Sensi-Coil®**
- Large orifice nozzles prevent clogging
- Easily accessible for routine inspection



Super Low Sound Fan

The ESW4 is available with Low Sound Solutions to reduce the overall sound generated from the top of the already quiet ESW4 Closed Circuit Cooler. Each option provides various levels of sound reduction and can be combined to provide the lowest sound level available on a closed circuit cooler.

- Select a Super Low Sound Fan for a 9 to 15 dB(A) reduction
- Select a Low Sound Fan for a 4 to 7 dB(A) reduction




Pressurized Water Distribution System

- Evapjet™ nozzles provide thermal performance gain
- Non-corrosive PVC construction
- Large orifice nozzles prevent clogging and are threaded for easy removal and positive positioning
- Each nozzle provides a large uniform spray pattern



EVAPAK® Fill *

- Induces highly turbulent mixing of the air and water for superior heat transfer
- Special drainage tips allow high water loading without excessive pressure drop
- Flame spread rating less than 25 per ASTM E-84
- Can be used as an internal working platform




Galvanized Steel Coil

Elliptical Sensi-Coil®† Featuring **CROSSCOOL™** Internal Tube Enhancement Technology

- Internal Tube Enhancement increases fluid turbulence providing additional capacity
- Elliptical return bends allows for more circuits per coil bundle increasing maximum capacity per footprint
- Coil located out of airstream eliminating water evaporation on the coil, reducing scale buildup potential
- Optional Type 304L and 316 Stainless Steel Coil Available

**U.S. Patent #7,296,620




Most Accessible Basin and Coil

- Convenient side access from ground level
- Large open area simplifies maintenance
- Easy access to basin floor, float assembly and pump strainer



CROSSCOOL™
INTERNAL TUBE ENHANCEMENT



All features available on all ESW4 Models unless specified

† Mark owned by the Cooling Technology Institute

Low Energy As Standard

The ESW4 product line stands alone as the most energy efficient closed circuit coolers on the market today. This efficiency, in terms of lower fan horsepower, translates directly to lower operating costs—**significantly lower operating costs**. With the ESW4 installed, customers can realize immediate energy savings that continue each and every year for the life of the equipment.

Low Sound As Standard

In addition to being the most energy efficient axial fan fluid coolers, the ESW4 product line is also the **quietest**. At a distance of five feet above the fan, the ESW4 has sound levels that are up to 13dBA less than other axial fan fluid coolers of equal capacity. Additionally, the coil sits just above the basin floor breaking the water fall and reducing water noise to the point where casual conversation is possible at only five feet from the unit ... even with the fan running on high speed.

Research and Development

EVAPCO's research and development team considered the basic principles of heat transfer while developing the patented *Optimized Technology* that was used in the original ESWA closed circuit cooler. Optimized Technology combines "latent" heat transfer over the fill and "sensible" heat transfer over the coil to maximize heat transfer.

The ESW4 closed circuit cooler was developed to take Optimized Technology to the next level. The ESW4 features **more capacity** than ever before, **up to 40%**. This is accomplished by using EVAPCO's optimized *Sensi-Coil*®, featuring *CROSSCOOL*™ Internal Tube Enhancement Technology. By optimizing our coil design (US Patent # 7,296,620), and water redistribution over the coil, EVAPCO has achieved significant performance gains over the previous generation ESWB. This means more performance, a smaller footprint and less energy.


Other benefits of this unique counterflow design:

- The coil is easily piped at ground level.
- The coil is easily inspected and accessible at ground level via removable cover panels around the unit.
- Discharge hood with dampers are not required ... the dense coil pack and sheltered enclosure around the coil reduces heat loss and eliminates natural drafts across the coil.

EVAPAK® Fill

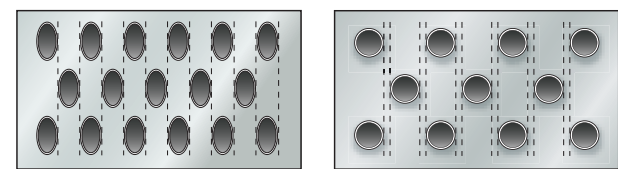
EVAPAK® fill is specially designed to induce highly turbulent mixing of the air and water for superior heat transfer. The fill media is constructed of polyvinyl chloride (PVC) sheets that are thermally formed into a cross flute design. The individual fill sheets are bonded together to form rigid fill blocks. The fill blocks are then stacked within the unit's protective casing. The structural strength of the assembled fill pack enables it to be used as a working platform.

EVAPAK® fill is impervious to rot and decay, and is self-extinguishing with a flame spread rating of less than 25 per ASTM Standard 84.



Cooling Coil


The ESW4 Closed Circuit Cooler utilizes EVAPCO's *Sensi-Coil*®, featuring *CROSSCOOL*™ Internal Tube Enhancement. The *Sensi-Coil*® provides the maximum amount of Thermal-Pak® elliptical tubes packed closely together in a coil arrangement designed with over 50% additional coil surface area. In addition, the *Sensi-Coil*® design utilizes elliptical return bend, coil



EVAPCO's Sensi-Coil® Round Tube Coil by Others

technology. This increases the number of circuits per coil assembly, increasing the maximum cooling capacity per unit footprint. This *Sensi-Coil*® design features EVAPCO's *CROSSCOOL*™ Internal Tube Enhancement, creating more turbulence to the fluid as it passes through the coil, further increasing the evaporative capacity.

The coils are manufactured from high quality steel tubing following the most stringent quality control procedures. Each circuit is inspected to




ensure the material quality and then tested before being assembled into a coil. The coil shall have design pressure of 300 psi and shall be in compliance with ANSI/ASME B31.5, Refrigeration Piping and Heat Transfer Components. The coil assembly shall be strength tested in accordance with ANSI/ASME B31.5 and subsequently leak tested using air under water.

To protect the coil against corrosion, it is placed in a heavy steel frame and then the entire assembly is dipped in molten zinc (hot-dip galvanized) at a temperature of approximately 800°F.



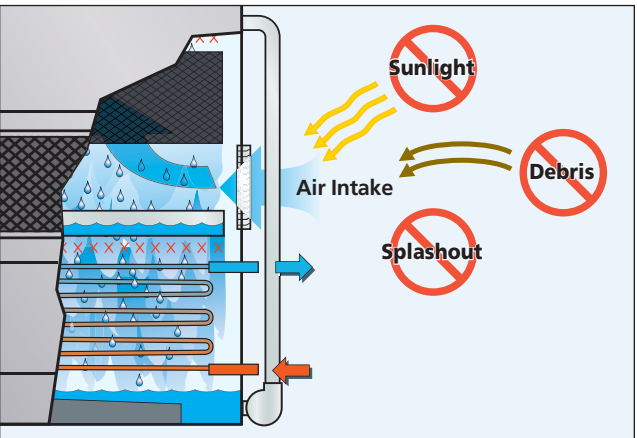
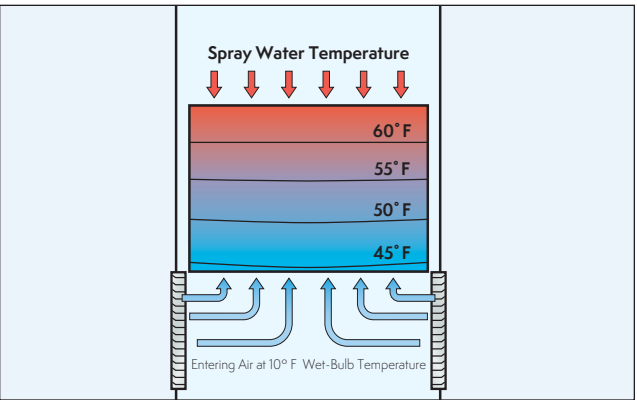
NOTE: Closed circuit coolers should only be used on sealed, pressurized systems. Continual aeration of the water in an open system can cause corrosion inside the tubes of the cooler leading to premature failure.

Stainless Steel Coil Option

EVAPCO offers the optional TITAN COIL. Constructed with type 304L Stainless Steel, the TITAN COIL is manufactured using EVAPCO's patented elliptical tube Sensi-Coil® design upgraded to Xtra Tough construction featuring: Xtra Durability, Xtra Corrosion Resistance and an Xtra long **5 Year Coil Warranty as standard**.



Sensi-Coil®



Counterflow: The Optimum Design for Freezing Climates

The counterflow design of the ESW4 Closed Circuit Cooler is well suited for winter operation. The fill section is totally encased and protected from freezing temperatures, thus inhibiting ice formation on the fill section. The even temperature gradient of the counterflow design further improves winter operability by eliminating cold spots.

EVAPCO's counterflow design solves the problem of fill collapse due to ice formation.

Framed Water Sight Tight Air Inlet Louver*

EVAPCO's innovative air inlet louvers are both water and sight tight to ensure that the water stays in and the sunlight stays out of the cold water basin. Using extensive computational fluid dynamics modeling, EVAPCO engineers developed a louver to improve "splash resistance" while maximizing airflow. The resulting design maximizes thermal performance while minimizing water loss. This sight tight design also inhibits algae growth more effectively than previous designs.

EVAPCO's louver design solves the problem of the circulating water and heat transfer surfaces being directly exposed to external contaminants and the harsh surroundings.

Water Distribution System

The water distribution system is enclosed and completely protected by the casing panels and drift eliminators. The eliminators also function as effective debris screens that block sunlight and prevent debris from entering the spray system.

The water distribution system is made with non-corrosive materials including schedule 40 PVC pipe for its distribution system and EvapJet® nozzles.

EVAPCO's EvapJet® nozzles and water distribution system design eliminates the problems of biological growth and clogging that can occur with a system that is open to direct sunlight and the surroundings.

Redistribution Basin

The redistribution basin ensures even water loading of the optimized *Sensi-Coil*®. The redistribution basin is enclosed and completely protected by the air inlet louvers. The louvers also function as effective debris screens which block sunlight and prevent debris from entering redistribution system.

The redistribution basin is easily inspected with the removal of the framed air inlet louvers.

*U.S. Patent #7,927,196

Easy Maintenance Design

The cold water basin is perhaps the most important area for maintenance in an evaporative cooler. Service mechanics who work on this equipment know that dirt, debris and silt all settle out in the basin. Because basin maintenance is important and should be performed regularly, EVAPCO designed the basin to make inspection, cleaning and flushing as easy as possible.

EVAPCO's basin is designed for quick and easy access with the following valuable features:



Efficient Drift Eliminators**


The New ESW4 is provided with an efficient drift eliminator system that effectively reduces entrained water droplets from the air discharge to less than 0.001% of the spray water flow rate. The eliminators are constructed of non-corrosive PVC with a multi-pass design for maximum drift reduction. They are assembled in modular sections for easy removal and access to the water distribution system.

In addition to reducing drift, the eliminators also function as effective debris screens that protect the spray system from sunlight and debris.



Easy Access

The cold water basin section is easily accessible from ground level. The basin is provided with solid access panels that are designed to protect the basin water and heat transfer coil from direct exposure to sunlight and debris. The access panels are light-weight and easy to remove. With the access panels removed, a service mechanic has complete access to the basin floor, heat transfer coil, float assembly and pump strainer.



Clean Pan Basin Design

The basin of the ESW4 is sloped toward a depressed area where the drain is located. With the Clean Pan design, it is easy for a service mechanic to flush the pan without getting wet feet. Other fluid cooler designs may necessitate getting inside of the unit for complete cleaning.



Stainless Steel Strainers

The EVAPCO standard for many years, the 304 stainless steel strainer, is one component that is subject to excessive wear and corrosion. With stainless steel construction, this component will last the life of the unit.


**U.S. Patent #6,315,804

Easy Maintenance Drive System


The EVAPCO POWER-BAND drive system utilized on the ESW4 Closed Circuit Cooler is the easiest belt drive system to maintain in the industry. Unlike other designs, there is no need to enter the cold water basin and climb up the plenum for access to motors, bearings or belts. All routine and periodic maintenance on the drive system can be safely performed from the exterior of the unit.

Models with Swing-Out Motors

The fan motor is Totally Enclosed, Air Over (TEAO) and specifically designed for evaporative cooling applications. The motor is mounted inside of the unit on an adjustable base that enables the motor to swing outside the unit for easy access. The belt tension is easily checked and adjusted from outside the access door. EVAPCO provides a special tool for belt adjustment which also functions as a locking mechanism for the motor base adjustment. Lubrication lines for the fan shaft bearings are also extended to the access door for added convenience.



Internal motor...



...with swing-out base


Our internally mounted fan motor can swing outside the unit for easy access.

With all periodic and routine maintenance for the drive system performed from the side of the unit, EVAPCO drive systems are the most serviceable in the industry.

Ladders, working platforms and motor davits are available as options to make maintenance a breeze. See page 16, Optional Equipment, for details.

Power-Band Drive System Design

The ESW4 Closed Circuit Cooler features the highly efficient Power-Band Belt Drive System. The Power-Band Drive System consistently performs with trouble-free operation in the most severe conditions. The reliability of the drive system is backed by a Five (5) Year complete drive system warranty.



Power-Band Belt

Power-Band Drive System Includes:

- Solid back Power-Band drive belt
- Totally enclosed fan motors
- Aluminum sheaves
- Fan shaft bearings with minimum 75,000 hrs. L-10 life
- 5 year drive system warranty

Power-Band Belt Drive

The Power-Band drive is a solid-backed multigroove belt designed for closed circuit cooler service. The drive belt is sized for 150 percent of the motor nameplate horsepower and constructed of neoprene with polyester chords. Band belts are field-proven with over 30 years of operation.

Drive System Sheaves

Drive system sheaves are constructed of an aluminum alloy for corrosion resistance in the humid closed circuit cooler environment.

Fan Shaft Bearings

The fan shaft bearings are specially selected to provide long life, minimizing costly downtime. They are rated for an L-10 life of 75,000 to 135,000 hours, making them the heaviest duty pillow block bearings in the industry.

Fan Motors

All EVAPCO closed circuit coolers utilize totally enclosed fan motors (TEFC or TEAO) designed specifically for evaporative cooling applications. Premium efficient fan motors, which are compatible with variable frequency drive (VFD) systems, come standard on all ESW4 models. Alternative fan motor options are available as follows:

- Two speed single winding
- Two speed two winding
- Mill and chemical duty
- Explosion proof

Five Year Drive Warranty

EVAPCO provides a standard 5 year motor and drive warranty on all Power-Band drive systems. This warranty provides end users with complete protection against fan motor or drive component failure. The comprehensive warranty includes the fan, fan motor, fan shaft, belts, sheaves and fan bearings.



TEAO Fan Motor



TEFC Fan Motor

Design

EVAPCO equipment is constructed of the highest quality materials and designed to provide years of reliable service when properly installed and maintained. The following sections present items that must be considered prior to the selection and installation of equipment.

Equipment Layout Planning

Proper equipment layout is essential to ensure that the fluid cooler operates at its rated capacity. Since evaporative cooling equipment requires large quantities of fresh air for cooling, it is important that the unit be located where the air supply is fresh and unobstructed.

The unit should also be located so that recirculation of the moist discharge air is minimized. Recirculation, also known as short-cycling, occurs when some of the warm, moist air discharge flows back to the unit's air inlet. The recirculation effect results in higher wet bulbs to the unit, which has a negative impact on the unit's field performance.

Engineering Bulletin No. 311 presents the Layout Guidelines for EVAPCO cooling towers, fluid coolers and evaporative condensers. Download it at evapco.com.

The closed circuit cooler should be located away from fresh air intakes, operable windows, kitchen exhaust and prevailing winds directed toward public areas.

Closed Circuit Applications

Closed Circuit Coolers are designed to be used on closed loop systems where the cooling loop is sealed and pressurized. These units are not intended for use in "Open Systems" where the cooling fluid has atmospheric contact.

If applied in open systems, the coil may corrode from the inside with rust deposition throughout the cooling loop.

The cooling fluid must be compatible with the coil material; standard coils are fabricated from black steel with the outer surface hot dip galvanized.

Piping

Supply and return piping for fluid coolers should be designed and installed in accordance with generally accepted engineering practice. The piping layout should be symmetrical for systems with multiple units, and should be sized for a low water velocity and pressure drop.

Since these units are intended for closed loop applications, the loop piping should include an expansion tank to allow for fluid expansion and to purge excess air from the system.

The piping system should include air vents and drain valves at the coil piping so that the coil can be drained if the need arises.

All piping external to the unit should be secured and anchored by properly designed hangers and supports. No external loads should be placed upon the coil connections nor should any pipe supports be anchored to the unit.

Recirculating Water Quality

Proper water treatment is an essential part of the maintenance required for evaporative cooling equipment.

A well-designed and consistently implemented water treatment program will help to ensure efficient system operation while maximizing the equipment's service life.

A qualified water treatment company should design a site specific water treatment protocol based on equipment (including all metallurgies in the cooling system), location, makeup water quality and usage.

Bleed off

Evaporative cooling equipment requires a bleed or blowdown line, located on the discharge side of the recirculating pump, to remove concentrated (cycled up) water from the system. EVAPCO recommends an automated conductivity controller to maximize the water efficiency of your system. Based on recommendations from your water treatment company, the conductivity controller should open and close a motorized ball or solenoid valve to maintain the conductivity of the recirculating water. If a manual valve is used to control the rate of bleed, it should be set to maintain the conductivity of the recirculating water during periods of peak load at the maximum level recommended by your water treatment company.


Water Treatment

The water treatment program prescribed for the given conditions must be compatible with the unit's materials of construction, including any galvanized components. The initial commissioning and passivation period is a critical time for maximizing the service life of galvanized equipment. EVAPCO recommends that your site specific water treatment protocol includes a passivation procedure that details water chemistry, any necessary chemical addition, and visual inspections during the first six (6) to twelve (12) weeks of operation. During this passivation period, recirculating water pH should be maintained above 7.0 and below 8.0 at all times. Batch feeding of chemicals is not recommended.

Control of Biological Contaminants

Evaporative cooling equipment should be inspected regularly to ensure good microbiological control. Inspections should include both monitoring of microbial populations via culturing techniques and visual inspections for evidence of biofouling.

Poor microbiological control can result in loss of heat transfer efficiency, increase corrosion potential, and increase the risk of pathogens such as those that cause Legionnaires' disease. Your site specific water treatment protocol should include procedures for routine operation, startup after a shut-down period, and system lay-up, if applicable. If excessive microbiological contamination is detected, a more aggressive mechanical cleaning and/or water treatment program should be undertaken.



Our Industry-Leading Approach

To enhance passivation and minimize the formation of *white rust*, we've developed a two-step process that produces visible results. Even in applications requiring immediate heat load, we can provide practical solutions for galvanized steel equipment.

The EVAPCO Pass-Protect® process is a combination of:

Step 1: Passiv-Assist® Factory Applied Pretreatment

Step 2: Field Passivation

Experience a custom passivation plan that promotes the formation of a passive oxide layer, eliminating the need to feed white rust inhibitors for the life of the unit.



Engineered to Improve Water Efficiency

The EVAPCO Water Saver™ utilizes capacitive deionization technology to reduce dissolved ion concentration, thus lowering the makeup water conductivity prior to use in an evaporative cooling system. Makeup water entering the Water Saver passes through individual cylinders which contain oppositely charged supercapacitors. Dissolved ions (except silica) are removed from the water as they are absorbed onto the charged capacitors. A typical 50% ion reduction allows the operating cycles of concentration to be safely doubled without an increase in scale or corrosion potential.



View the Water Saver video and Mechanical Specifications at evapco.com to learn more.




Learn more about this solution at evapco.com.



Pretreatment System for Evaporative Cooling Equipment



Pulse~Pure® Non-Chemical Water Treatment System



EVAPCO's **Pulse~Pure®** water treatment system utilizes pulsed electric field technology to provide an environmentally responsible alternative for the treatment of water in evaporative cooling equipment. The **Pulse~Pure®** system delivers short low- and high-frequency bursts of electromagnetic fields to the recirculating water in the fluid cooler.

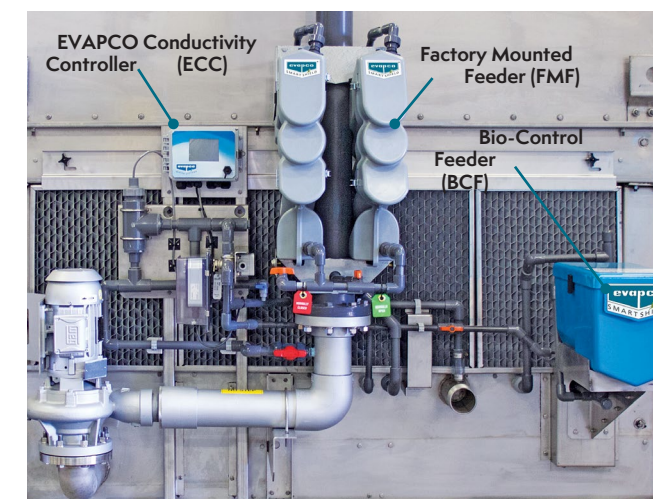
- EVAPCO guarantees that total bacterial counts will not exceed 10,000 CFU/ml in the cooling water
- Controls scale, corrosion, and microbiological growth with absolutely no chemicals required
- Compact design with no moving parts and low energy consumption



Learn more about **Pulse~Pure®** at evapco.com.



Smart Shield® Solid Chemical Water Treatment System



EVAPCO's **Smart Shield®** system utilizes proven solid chemistry delivered via our revolutionary feed system. With patented Controlled Release tablets, a scale and corrosion inhibitor is fed whenever your spray water pump is energized. Thus keeping your system protected anytime the spray water pump is operating.

Smart Shield® is a complete water treatment package that:

- Utilizes 'Bag in Bag' no touch chemical replenishments, making reloads easier and safer
- Creates reduced packaging, shipping and handling, providing a reduced carbon footprint compared to liquid chemicals
- Eliminates the hazards associated with liquid chemicals, potential for liquid spills, and the need for expensive feed pumps—making it the easiest and safest chemical water treatment system available today




Watch a short product video at evapco.com.

External Platforms, Ladders & Motor Davits



External platforms provide a sturdy base for access to the drive components, water distribution and drift eliminators. Constructed from heavy gauge galvanized steel, the platform mounts easily to the unit and requires no external support. The platform option includes a vertical aluminum ladder and meets all applicable OSHA requirements. A safety cage for the ladder is also available if required for the installation.




The economical motor davit option eliminates the need for a crane in the event that a fan or motor needs to be removed. The service mechanic only needs a chain-fall or come-along for easy removal of these items. The motor davit is constructed for easy mounting to the unit in the field.

Stainless Steel Water Touch Basin

The modular design of EVAPCO coolers allow specific areas to be targeted for increased corrosion protection. The basin area of the cooler will experience silt build-up and turbulent mixing of air and water making it the part of the unit that is most prone to corrosion. This section also serves as the foundation of the unit providing critical support to the upper sections. EVAPCO recognizes the need for corrosion protection in this area and offers a Stainless Steel Basin as an affordable option. This option provides Type 304 or 316 stainless steel for the entire basin area including the support columns and louver frames.



Stainless Steel Cold Water Basins



EVAPCO is excited to announce the new Stainless Steel Cold Water Basins upgrade. This option provides Type 304 or Type 316 stainless steel for the cold water basins, both the intermediate redistribution basin above the coil AND the bottom cold water basin.

Super Low Sound Fan

9–15 dB(A) Reduction versus Standard Fan



The Super Low Sound Fan offered by EVAPCO uses an extremely wide chord blade design for very sound sensitive applications where the lowest sound levels are required.

The fan is multi-piece molded heavy duty FRP construction utilizing a forward swept blade design. The Super Low Sound fan is capable of reducing the unit sound pressure levels by **9 dB(A) to 15 dB(A)**, depending on specific unit selection and measurement location. The fans are high efficiency axial propeller type.

Low Sound Fan

4–7 dB(A) Reduction

The Low Sound Fan offered by EVAPCO uses a wide chord blade design for sound sensitive applications where low sound levels are desired. Low Sound Fan construction uses aluminum blades and a steel fan hub. The Low Sound Fan is capable of reducing the unit sound pressure levels by **4 dB(A) to 7dB(A)**, depending on specific unit selection and measurement location with a minimal impact to thermal performance. The fans are high efficiency axial propeller type.



Fan Discharge Sound Attenuation

Up to 10 dB(A) Reduction


The ESW4 Fan Discharge Attenuator offered by EVAPCO allows for further sound reduction of the unit. The attenuator can be used with the standard ESW4 fan or in combination with the Low Sound or Super Low Sound Fan option.

The discharge attenuator is a factory-assembled straight-sided discharge hood designed to reduce overall discharge sound levels at full fan speed by **5 dB(A) to 10 dB(A)**, depending on specific unit selection and measurement location with a minimal impact to thermal performance. It is constructed of G-235 galvanized steel as standard (options available for Type 304 stainless steel) and includes insulated walls and a low pressure drop baffling system that is acoustically lined with high density fiberglass. The discharge attenuator is self-supported by the unit and is shipped loose for field mounting. A heavy-gauge, hot-dip galvanized steel fan guard covers the discharge attenuator to prevent debris from entering the attenuator.



Electric Water Level Control

An electric water level control package is available as an alternative to the standard mechanical makeup valve and float ball. This package provides accurate control for the basin water level and does not require field adjustment, even under varying operating conditions.



The control was designed by EVAPCO and is manufactured exclusively for EVAPCO. It consists of multiple heavy duty stainless steel electrodes mounted external to the unit in a vertical stand pipe. For winter operation, the stand pipe must be wrapped with electric heating cable and insulated to protect it from freezing. The weather protected slow closing solenoid valve(s) for the makeup water connection is factory supplied and is ready for piping to a water supply.

Electric Basin Heaters

Electric immersion heaters are available factory-installed in the basin of the cooler. Standard Heaters are sized to maintain a +40°F pan water temperature with the fans and pumps off and an ambient air temperature of 0°F. The heater option includes a thermostat and low-water protection device to control the heater and to prevent it from energizing unless they are completely submerged. All components are in weather proof enclosures for outdoor use. The heater power contactors and electric wiring are additional. Refer to the Basin Heater Sizing table below for heater sizing at various freeze design temperatures.

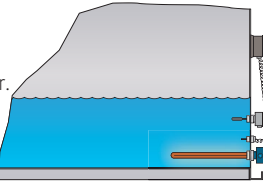


Table 1: Basin Heater Sizing

BASIN HEATER SIZING			
Box Size	0°F kW	-20°F kW	-40°F kW
8.5' x 6'	5	7	9
8.5' x 9'	7	10	15
8.5' x 12'	(2) 5	(2) 7	(2) 9
8.5' x 18'	(2) 6	(2) 10	(2) 15
12' x 12'	(2) 6	(2) 9	(2) 12
12' x 18'	(2) 9	(2) 15	(2) 18
14' x 22'	(2) 12	(2) 18	(3) 18

Capacity Control

All ESW4 models come standard with premium efficient, inverter capable fan motors that can be used with variable frequency drive (VFD) systems for precise capacity control. VFD systems can control the speed of a fan motor by modulating the voltage and frequency of the input electrical signal. When connected to a building automation system a VFD can receive signals telling it to slow down the fan motor as the capacity of the closed circuit cooler exceeds the cooling demand and speed it back up when demand increases. This popular method of capacity control can yield significant energy savings.

EVAPCO offers two-speed fan motors as an option for alternative capacity control. In periods of lightened loads or reduced wet bulb temperatures the fans can operate at low speed providing about 60% of full speed capacity yet consuming only about 15% of full speed power. In addition to the energy savings, the sound levels of the unit can be greatly reduced by operating at low speed. These motors do not require the use of VFD systems however they can only operate at two speeds: full or low.

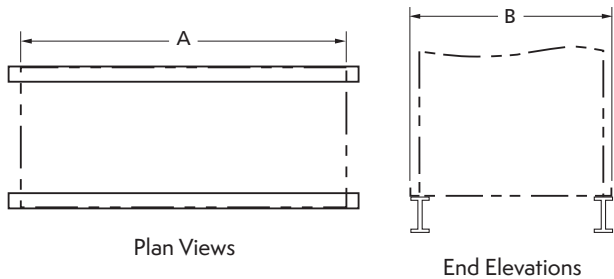
Recommended Steel Support

The recommended support for EVAPCO Closed Circuit Coolers is structural "I" beams located under the outer flanges and running the entire length of the unit. The unit should be elevated to allow access underneath the unit and to the roof below. Mounting holes 3/4" in diameter are located in the bottom flanges of the pan section to provide for bolting to the structural steel. (Refer to certified drawings from the factory for bolt hole locations).

Beams should be level before setting the unit in place. Do not level the unit by shimming between the unit and the structural steel. Dimensions, weights, and data are subject to change without notice. Refer to the factory certified drawings for exact dimensions.

Table 2 ESW4 Supporting Steel Dimensions

ESW4 SUPPORTING STEEL DIMENSIONS		
Unit Footprint	A	B
8.5' x 6'	8' 5-1/2"	5' 11-7/8"
8.5' x 9'	8' 11-1/2"	8' 5-1/2"
8.5' x 12'	11' 11-3/4"	8' 5-1/2"
8.5' x 18'	18' 0"	8' 5-1/2"
12' x 12'	11' 11-3/4"	11' 10"
12' x 18'	18' 0"	11' 10"
14' x 22'	21' 11-3/4"	13' 11-1/4"



Freeze Protection for the Heat Exchanger Coil

Units installed in climates subject to freezing conditions must be adequately protected against freezing of the heat exchanger coil and pan water.

The simplest and most effective way of protecting the heat exchanger coil from freezing is to use an inhibited ethylene or propylene glycol solution.

If a glycol solution cannot be used both of the following conditions must be met:

- Maintain sufficient process heat load through the coil such that the coil temperature is kept above 50°F. If the process load cannot support 50°F fluid, an auxiliary heat load should be applied when freezing conditions exist. Refer to Table 3 for coil heat loss data.

Table 3 Heat Loss Data

Box Size	Coil Rows	MBH
8.5' x 6'	4	64
	6	70
	8	77
	10	84
	12	91
8.5' x 9'	4	82
	6	91
	8	99
	10	107
	12	115
8.5' x 12'	4	101
	6	111
	8	121
	10	130
	12	140
8.5' x 18'	4	139
	6	151
	8	164
	10	176
	12	189
12' x 12'	4	128
	6	140
	8	151
	10	162
	12	174
12' x 18'	4	174
	6	188
	8	202
	10	217
	12	231
14' x 22'	4	229
	6	246
	8	263
	10	280
	12	297

2. Design flow should be maintained through the coil whenever possible. If this is not possible, refer to Table 4 for minimum recommended flow rates.
- If the coil is not protected with an antifreeze/glycol solution, automatic drain valves and air vents should be installed in the coil supply and return piping. The drain valves and piping should be heat traced and sized for quick drainage of the coil. The drain valves and air vents should be signaled to drain the coil if the fluid flow stops or drops below 40°F in freezing conditions.
- Draining the coil as an emergency method of freeze protection is acceptable, however it is not recommended as standard practice. Frequent draining of the coil exposes the inner tube surface to oxygen which results in corrosion. If the coil is drained for emergency freeze protection, it should not be left empty for extended periods of time.

Table 4 Minimum Flow Chart

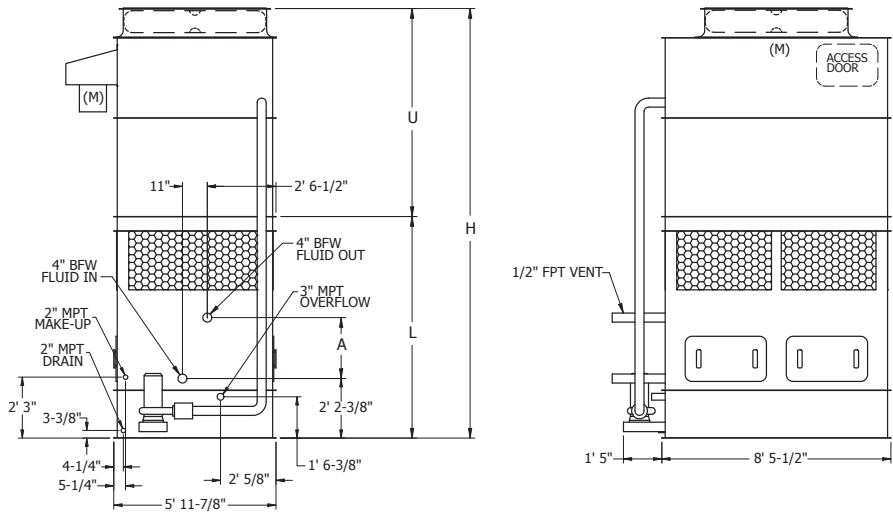
Unit No.	Standard Unit (gpm)	Series Flow Unit (gpm)
8.5' x 6'	104	52
8.5' x 9'	174	87
8.5' x 12'	174	87
8.5' x 18'	260	130
12' x 12' Optimized Coil	175	88
12' x 12' Large Coil	260	130
12' x 18' Optimized Coil	350	175
12' x 18' Large Coil	520	260
14' x 22'	485	245



ESW4 9-22F6-LP to ESW4 9-34I6-LP

Selections for ESW4 Closed Circuit Coolers are available from EVAPCO's Spectrum Equipment Selection Program or the ESW4 Thermal Performance Charts located on evapco.com.

NOTE: The coil connections increase to 6" BFW when the flow rate exceeds 450 gpm. This required option is referred to as the High Flow coil configuration. Connection locations for High Flow configuration may vary slightly from those shown here. Refer to certified drawings for exact piping interface locations.



Model Number ¹	Weights (lbs.)			Fans		Spray Pump		Coil Volume (gallons)	Dimensions ³			
	Shipping (lbs)	Operating (lbs)	Heaviest Section ² (lbs)	HP	CFM	HP	GPM		Lower L	Upper U	Coil A	Height H
ESW4 9-22F6-LP	6,020	8,690	4,080	3	22,600	(1) 3	301	55	6' 11-1/8"	6' 8-1/8"	1' 0"	13' 7-1/4"
ESW4 9-22G6-LP	6,080	8,750	4,080	5	26,500	(1) 3	301	55	6' 11-1/8"	6' 8-1/8"	1' 0"	13' 7-1/4"
ESW4 9-22H6-LP	6,120	8,790	4,080	7.5	30,200	(1) 3	301	55	6' 11-1/8"	6' 8-1/8"	1' 0"	13' 7-1/4"
ESW4 9-22I6-LP	6,150	8,820	4,080	10	33,200	(1) 3	301	55	6' 11-1/8"	6' 8-1/8"	1' 0"	13' 7-1/4"
ESW4 9-23F6-LP	6,710	9,580	4,770	3	22,600	(1) 3	301	79	7' 6-5/8"	6' 8-1/8"	19-1/2"	14' 2-3/4"
ESW4 9-23G6-LP	6,770	9,640	4,770	5	26,500	(1) 3	301	79	7' 6-5/8"	6' 8-1/8"	19-1/2"	14' 2-3/4"
ESW4 9-23H6-LP	6,810	9,680	4,770	7.5	30,200	(1) 3	301	79	7' 6-5/8"	6' 8-1/8"	19-1/2"	14' 2-3/4"
ESW4 9-23I6-LP	6,840	9,710	4,770	10	33,200	(1) 3	301	79	7' 6-5/8"	6' 8-1/8"	19-1/2"	14' 2-3/4"
ESW4 9-24F6-LP	7,400	10,470	5,460	3	22,600	(1) 3	301	104	8' 2-1/8"	6' 8-1/8"	27 0"	14' 10-1/4"
ESW4 9-24G6-LP	7,460	10,530	5,460	5	26,500	(1) 3	301	104	8' 2-1/8"	6' 8-1/8"	27 0"	14' 10-1/4"
ESW4 9-24H6-LP	7,500	10,570	5,460	7.5	30,200	(1) 3	301	104	8' 2-1/8"	6' 8-1/8"	27 0"	14' 10-1/4"
ESW4 9-24I6-LP	7,530	10,600	5,460	10	33,200	(1) 3	301	104	8' 2-1/8"	6' 8-1/8"	27 0"	14' 10-1/4"
ESW4 9-25F6-LP	8,120	11,390	6,180	3	22,600	(1) 3	301	128	8' 9-5/8"	6' 8-1/8"	34-1/2"	15' 5-3/4"
ESW4 9-25G6-LP	8,180	11,450	6,180	5	26,500	(1) 3	301	128	8' 9-5/8"	6' 8-1/8"	34-1/2"	15' 5-3/4"
ESW4 9-25H6-LP	8,220	11,490	6,180	7.5	30,200	(1) 3	301	128	8' 9-5/8"	6' 8-1/8"	34-1/2"	15' 5-3/4"
ESW4 9-25I6-LP	8,250	11,520	6,180	10	33,200	(1) 3	301	128	8' 9-5/8"	6' 8-1/8"	34-1/2"	15' 5-3/4"
ESW4 9-26F6-LP	8,800	12,280	6,860	3	22,600	(1) 3	301	152	9' 5-1/8"	6' 8-1/8"	42 0"	16' 1-1/4"
ESW4 9-26G6-LP	8,860	12,340	6,860	5	26,500	(1) 3	301	152	9' 5-1/8"	6' 8-1/8"	42 0"	16' 1-1/4"
ESW4 9-26H6-LP	8,900	12,380	6,860	7.5	30,200	(1) 3	301	152	9' 5-1/8"	6' 8-1/8"	42 0"	16' 1-1/4"
ESW4 9-26I6-LP	8,930	12,410	6,860	10	33,200	(1) 3	301	152	9' 5-1/8"	6' 8-1/8"	42 0"	16' 1-1/4"
ESW4 9-32F6-LP	6,230	8,900	4,090	3	22,200	(1) 3	301	55	6' 11-1/8"	7' 8-1/8"	1' 0"	14' 7-1/4"
ESW4 9-32G6-LP	6,290	8,960	4,090	5	26,100	(1) 3	301	55	6' 11-1/8"	7' 8-1/8"	1' 0"	14' 7-1/4"
ESW4 9-32H6-LP	6,330	9,000	4,090	7.5	29,700	(1) 3	301	55	6' 11-1/8"	7' 8-1/8"	1' 0"	14' 7-1/4"
ESW4 9-32I6-LP	6,360	9,030	4,090	10	32,500	(1) 3	301	55	6' 11-1/8"	7' 8-1/8"	1' 0"	14' 7-1/4"
ESW4 9-33F6-LP	19,920	22,790	17,770	3	22,200	(1) 3	301	79	7' 6-5/8"	7' 8-1/8"	19-1/2"	15' 2-3/4"
ESW4 9-33G6-LP	19,980	22,850	17,770	5	26,100	(1) 3	301	79	7' 6-5/8"	7' 8-1/8"	19-1/2"	15' 2-3/4"
ESW4 9-33H6-LP	20,020	22,890	17,770	7.5	29,700	(1) 3	301	79	7' 6-5/8"	7' 8-1/8"	19-1/2"	15' 2-3/4"
ESW4 9-33I6-LP	20,050	22,920	17,770	10	32,500	(1) 3	301	79	7' 6-5/8"	7' 8-1/8"	19-1/2"	15' 2-3/4"
ESW4 9-34F6-LP	7,610	10,680	5,460	3	22,200	(1) 3	301	104	8' 2-1/8"	7' 8-1/8"	27 0"	15' 10-1/4"
ESW4 9-34G6-LP	7,670	10,740	5,460	5	26,100	(1) 3	301	104	8' 2-1/8"	7' 8-1/8"	27 0"	15' 10-1/4"
ESW4 9-34H6-LP	7,710	10,780	5,460	7.5	29,700	(1) 3	301	104	8' 2-1/8"	7' 8-1/8"	27 0"	15' 10-1/4"
ESW4 9-34I6-LP	7,740	10,810	5,460	10	32,500	(1) 3	301	104	8' 2-1/8"	7' 8-1/8"	27 0"	15' 10-1/4"

1 Model numbers will end in "-Z" for units with Series Flow piping configuration. Series Flow will require crossover piping. Model numbers will include "C" for units with stainless steel coil(s), "R" for units with low sound fan(s).

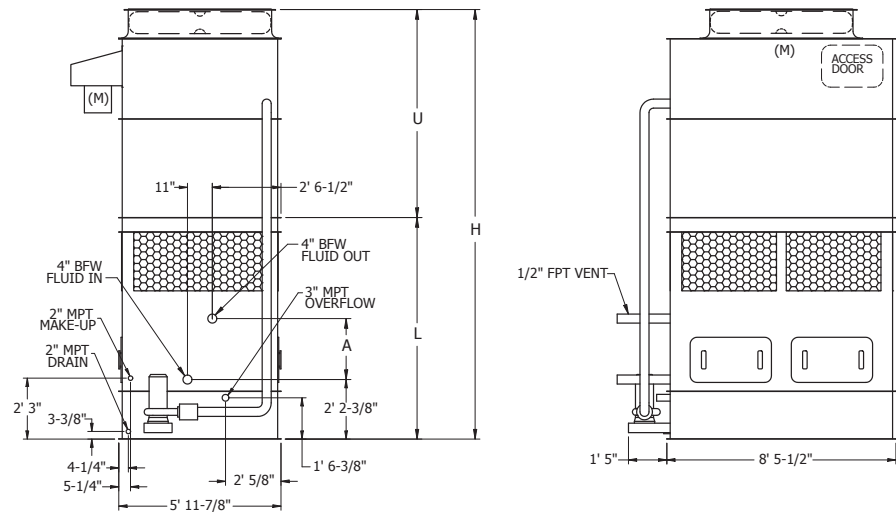
2 Heaviest section is the lower section.

3 Unit dimensions may vary slightly from catalog. See factory certified prints for exact dimensions. Coil connections are 4 inch bevel for weld (BFW). Other connection types such as grooved for mechanical coupling or flanged are also available as options.

ESW4 9-35F6-LP to ESW4 9-46J6-LP

Selections for ESW4 Closed Circuit Coolers are available from EVAPCO's Spectrum Equipment Selection Program or the ESW4 Thermal Performance Charts located on evapco.com.

NOTE: The coil connections increase to 6" BFW when the flow rate exceeds 450 gpm. This required option is referred to as the High Flow coil configuration. Connection locations for High Flow configuration may vary slightly from those shown here. Refer to certified drawings for exact piping interface locations.



Model Number ¹	Weights (lbs.)			Fans		Spray Pump		Coil Volume (gallons)	Dimensions ³			
	Shipping (lbs)	Operating (lbs)	Heaviest Section ² (lbs)	HP	CFM	HP	GPM		Lower L	Upper U	Coil A	Height H
ESW4 9-35F6-LP	8,330	11,600	6,180	3	22,200	(1) 3	301	128	8' 9-5/8"	7' 8-1/8"	34-1/2"	16' 5-3/4"
ESW4 9-35G6-LP	8,390	11,660	6,180	5	26,100	(1) 3	301	128	8' 9-5/8"	7' 8-1/8"	34-1/2"	16' 5-3/4"
ESW4 9-35H6-LP	8,430	11,700	6,180	7.5	29,700	(1) 3	301	128	8' 9-5/8"	7' 8-1/8"	34-1/2"	16' 5-3/4"
ESW4 9-35I6-LP	8,460	11,730	6,180	10	32,500	(1) 3	301	128	8' 9-5/8"	7' 8-1/8"	34-1/2"	16' 5-3/4"
ESW4 9-36F6-LP	9,010	12,490	6,860	3	22,200	(1) 3	301	152	9' 5-1/8"	7' 8-1/8"	42 0"	17' 1-1/4"
ESW4 9-36G6-LP	9,070	12,550	6,860	5	26,100	(1) 3	301	152	9' 5-1/8"	7' 8-1/8"	42 0"	17' 1-1/4"
ESW4 9-36H6-LP	9,110	12,590	6,860	7.5	29,700	(1) 3	301	152	9' 5-1/8"	7' 8-1/8"	42 0"	17' 1-1/4"
ESW4 9-36I6-LP	9,140	12,620	6,860	10	32,500	(1) 3	301	152	9' 5-1/8"	7' 8-1/8"	42 0"	17' 1-1/4"
ESW4 9-42F6-LP	6,460	9,120	4,100	3	21,900	(1) 3	301	55	6' 11-1/8"	8' 8-1/8"	1' 0"	15' 7-1/4"
ESW4 9-42G6-LP	6,520	9,180	4,100	5	25,700	(1) 3	301	55	6' 11-1/8"	8' 8-1/8"	1' 0"	15' 7-1/4"
ESW4 9-42H6-LP	6,560	9,220	4,100	7.5	29,200	(1) 3	301	55	6' 11-1/8"	8' 8-1/8"	1' 0"	15' 7-1/4"
ESW4 9-42I6-LP	6,590	9,250	4,100	10	32,000	(1) 3	301	55	6' 11-1/8"	8' 8-1/8"	1' 0"	15' 7-1/4"
ESW4 9-42J6-LP	6,660	9,320	4,100	15	36,400	(1) 3	301	55	6' 11-1/8"	8' 8-1/8"	1' 0"	15' 7-1/4"
ESW4 9-43F6-LP	7,140	10,020	4,780	3	21,900	(1) 3	301	79	7' 6-5/8"	8' 8-1/8"	19-1/2"	16' 2-3/4"
ESW4 9-43G6-LP	7,200	10,080	4,780	5	25,700	(1) 3	301	79	7' 6-5/8"	8' 8-1/8"	19-1/2"	16' 2-3/4"
ESW4 9-43H6-LP	7,240	10,120	4,780	7.5	29,200	(1) 3	301	79	7' 6-5/8"	8' 8-1/8"	19-1/2"	16' 2-3/4"
ESW4 9-43I6-LP	7,270	10,150	4,780	10	32,000	(1) 3	301	79	7' 6-5/8"	8' 8-1/8"	19-1/2"	16' 2-3/4"
ESW4 9-43J6-LP	7,340	10,220	4,780	15	36,400	(1) 3	301	79	7' 6-5/8"	8' 8-1/8"	19-1/2"	16' 2-3/4"
ESW4 9-44F6-LP	7,830	10,910	5,470	3	21,900	(1) 3	301	104	8' 2-1/8"	8' 8-1/8"	27 0"	16' 10-1/4"
ESW4 9-44G6-LP	7,890	10,970	5,470	5	25,700	(1) 3	301	104	8' 2-1/8"	8' 8-1/8"	27 0"	16' 10-1/4"
ESW4 9-44H6-LP	7,930	11,010	5,470	7.5	29,200	(1) 3	301	104	8' 2-1/8"	8' 8-1/8"	27 0"	16' 10-1/4"
ESW4 9-44I6-LP	7,960	11,040	5,470	10	32,000	(1) 3	301	104	8' 2-1/8"	8' 8-1/8"	27 0"	16' 10-1/4"
ESW4 9-44J6-LP	8,030	11,110	5,470	15	36,400	(1) 3	301	104	8' 2-1/8"	8' 8-1/8"	27 0"	16' 10-1/4"
ESW4 9-45F6-LP	8,550	11,830	6,190	3	21,900	(1) 3	301	128	8' 9-5/8"	8' 8-1/8"	34-1/2"	17' 5-3/4"
ESW4 9-45G6-LP	8,610	11,890	6,190	5	25,700	(1) 3	301	128	8' 9-5/8"	8' 8-1/8"	34-1/2"	17' 5-3/4"
ESW4 9-45H6-LP	8,650	11,930	6,190	7.5	29,200	(1) 3	301	128	8' 9-5/8"	8' 8-1/8"	34-1/2"	17' 5-3/4"
ESW4 9-45I6-LP	8,680	11,960	6,190	10	32,000	(1) 3	301	128	8' 9-5/8"	8' 8-1/8"	34-1/2"	17' 5-3/4"
ESW4 9-45J6-LP	8,750	12,030	6,190	15	36,400	(1) 3	301	128	8' 9-5/8"	8' 8-1/8"	34-1/2"	17' 5-3/4"
ESW4 9-46F6-LP	9,230	12,720	6,870	3	21,900	(1) 3	301	152	9' 5-1/8"	8' 8-1/8"	42 0"	18' 1-1/4"
ESW4 9-46G6-LP	9,290	12,780	6,870	5	25,700	(1) 3	301	152	9' 5-1/8"	8' 8-1/8"	42 0"	18' 1-1/4"
ESW4 9-46H6-LP	9,330	12,820	6,870	7.5	29,200	(1) 3	301	152	9' 5-1/8"	8' 8-1/8"	42 0"	18' 1-1/4"
ESW4 9-46I6-LP	9,360	12,850	6,870	10	32,000	(1) 3	301	152	9' 5-1/8"	8' 8-1/8"	42 0"	18' 1-1/4"
ESW4 9-46J6-LP	9,430	12,920	6,870	15	36,400	(1) 3	301	152	9' 5-1/8"	8' 8-1/8"	42 0"	18' 1-1/4"

1 Model numbers will end in "-Z" for units with Series Flow piping configuration. Series Flow will require crossover piping. Model numbers will include "C" for units with stainless steel coil(s), "R" for units with low sound fan(s).

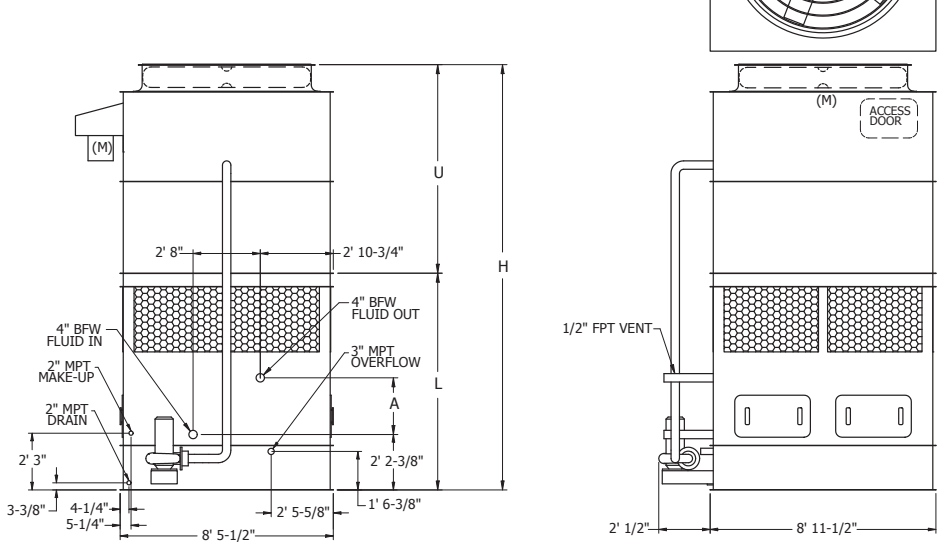
2 Heaviest section is the lower section.

3 Unit dimensions may vary slightly from catalog. See factory certified prints for exact dimensions. Coil connections are 4 inch bevel for weld (BFW). Other connection types such as grooved for mechanical coupling or flanged are also available as options.

ESW4 9-22G9-LP to ESW4 9-34J9-LP

Selections for ESW4 Closed Circuit Coolers are available from EVAPCO's Spectrum Equipment Selection Program or the ESW4 Thermal Performance Charts located on evapco.com.

NOTE: The coil connections increase to 6" BFW when the flow rate exceeds 450 gpm. This required option is referred to as the High Flow coil configuration. Connection locations for High Flow configuration may vary slightly from those shown here. Refer to certified drawings for exact piping interface locations.



Model Number ¹	Weights (lbs.)			Fans		Spray Pump		Coil Volume (gallons)	Dimensions ³			
	Shipping (lbs)	Operating (lbs)	Heaviest Section ² (lbs)	HP	CFM	HP	GPM		Lower L	Upper U	Coil A	Height H
ESW4 9-22G9-LP	8,600	12,360	5,870	5	35,900	(1) 5	702	103	7' 4-1/8"	7' 3-1/4"	1' 0"	14' 7-3/8"
ESW4 9-22H9-LP	8,640	12,400	5,870	7.5	40,800	(1) 5	702	103	7' 4-1/8"	7' 3-1/4"	1' 0"	14' 7-3/8"
ESW4 9-22I9-LP	8,670	12,430	5,870	10	44,700	(1) 5	702	103	7' 4-1/8"	7' 3-1/4"	1' 0"	14' 7-3/8"
ESW4 9-22J9-LP	8,740	12,500	5,870	15	50,800	(1) 5	702	103	7' 4-1/8"	7' 3-1/4"	1' 0"	14' 7-3/8"
ESW4 9-23G9-LP	9,720	13,880	6,990	5	35,900	(1) 5	702	149	7' 11-5/8"	7' 3-1/4"	19-1/2"	15' 2-7/8"
ESW4 9-23H9-LP	9,760	13,920	6,990	7.5	40,800	(1) 5	702	149	7' 11-5/8"	7' 3-1/4"	19-1/2"	15' 2-7/8"
ESW4 9-23I9-LP	9,790	13,950	6,990	10	44,700	(1) 5	702	149	7' 11-5/8"	7' 3-1/4"	19-1/2"	15' 2-7/8"
ESW4 9-23J9-LP	9,860	14,020	6,990	15	50,800	(1) 5	702	149	7' 11-5/8"	7' 3-1/4"	19-1/2"	15' 2-7/8"
ESW4 9-24G9-LP	10,870	15,420	8,140	5	35,900	(1) 5	702	196	8' 7-1/8"	7' 3-1/4"	27 0"	15' 10-3/8"
ESW4 9-24H9-LP	10,910	15,460	8,140	7.5	40,800	(1) 5	702	196	8' 7-1/8"	7' 3-1/4"	27 0"	15' 10-3/8"
ESW4 9-24I9-LP	10,940	15,490	8,140	10	44,700	(1) 5	702	196	8' 7-1/8"	7' 3-1/4"	27 0"	15' 10-3/8"
ESW4 9-24J9-LP	11,010	15,560	8,140	15	50,800	(1) 5	702	196	8' 7-1/8"	7' 3-1/4"	27 0"	15' 10-3/8"
ESW4 9-25G9-LP	12,040	16,980	9,310	5	35,900	(1) 5	702	243	9' 2-5/8"	7' 3-1/4"	34-1/2"	16' 5-7/8"
ESW4 9-25H9-LP	12,080	17,020	9,310	7.5	40,800	(1) 5	702	243	9' 2-5/8"	7' 3-1/4"	34-1/2"	16' 5-7/8"
ESW4 9-25I9-LP	1,2110	17,050	9,310	10	44,700	(1) 5	702	243	9' 2-5/8"	7' 3-1/4"	34-1/2"	16' 5-7/8"
ESW4 9-25J9-LP	12,180	17,120	9,310	15	50,800	(1) 5	702	243	9' 2-5/8"	7' 3-1/4"	34-1/2"	16' 5-7/8"
ESW4 9-26G9-LP	13,160	18,490	10,440	5	35,900	(1) 5	702	289	9' 10-1/8"	7' 3-1/4"	42 0"	17' 1-3/8"
ESW4 9-26H9-LP	13,200	18,530	10,440	7.5	40,800	(1) 5	702	289	9' 10-1/8"	7' 3-1/4"	42 0"	17' 1-3/8"
ESW4 9-26I9-LP	13,230	18,560	10,440	10	44,700	(1) 5	702	289	9' 10-1/8"	7' 3-1/4"	42 0"	17' 1-3/8"
ESW4 9-26J9-LP	13,300	18,630	10,440	15	50,800	(1) 5	702	289	9' 10-1/8"	7' 3-1/4"	42 0"	17' 1-3/8"
ESW4 9-32G9-LP	8,870	12,640	5,880	5	35,300	(1) 5	702	103	7' 4-1/8"	8' 3-1/4"	1' 0"	15' 7-3/8"
ESW4 9-32H9-LP	8,910	12,680	5,880	7.5	40,100	(1) 5	702	103	7' 4-1/8"	8' 3-1/4"	1' 0"	15' 7-3/8"
ESW4 9-32I9-LP	8,940	12,710	5,880	10	43,900	(1) 5	702	103	7' 4-1/8"	8' 3-1/4"	1' 0"	15' 7-3/8"
ESW4 9-32J9-LP	9,010	12,780	5,880	15	49,800	(1) 5	702	103	7' 4-1/8"	8' 3-1/4"	1' 0"	15' 7-3/8"
ESW4 9-33G9-LP	10,000	14,150	7,000	5	35,300	(1) 5	702	149	7' 11-5/8"	8' 3-1/4"	19-1/2"	16' 2-7/8"
ESW4 9-33H9-LP	10,040	14,190	7,000	7.5	40,100	(1) 5	702	149	7' 11-5/8"	8' 3-1/4"	19-1/2"	16' 2-7/8"
ESW4 9-33I9-LP	10,070	14,220	7,000	10	43,900	(1) 5	702	149	7' 11-5/8"	8' 3-1/4"	19-1/2"	16' 2-7/8"
ESW4 9-33J9-LP	10,140	14,290	7,000	15	49,800	(1) 5	702	149	7' 11-5/8"	8' 3-1/4"	19-1/2"	16' 2-7/8"
ESW4 9-34G9-LP	11,150	15,690	8,150	5	35,300	(1) 5	702	196	8' 7-1/8"	8' 3-1/4"	27 0"	16' 10-3/8"
ESW4 9-34H9-LP	11,190	15,730	8,150	7.5	40,100	(1) 5	702	196	8' 7-1/8"	8' 3-1/4"	27 0"	16' 10-3/8"
ESW4 9-34I9-LP	11,220	15,760	8,150	10	43,900	(1) 5	702	196	8' 7-1/8"	8' 3-1/4"	27 0"	16' 10-3/8"
ESW4 9-34J9-LP	11,290	15,830	8,150	15	49,800	(1) 5	702	196	8' 7-1/8"	8' 3-1/4"	27 0"	16' 10-3/8"

1 Model numbers will end in "-Z" for units with Series Flow piping configuration. Series Flow will require crossover piping. Model numbers will include "C" for units with stainless steel coil(s), "R" for units with low sound fan(s).

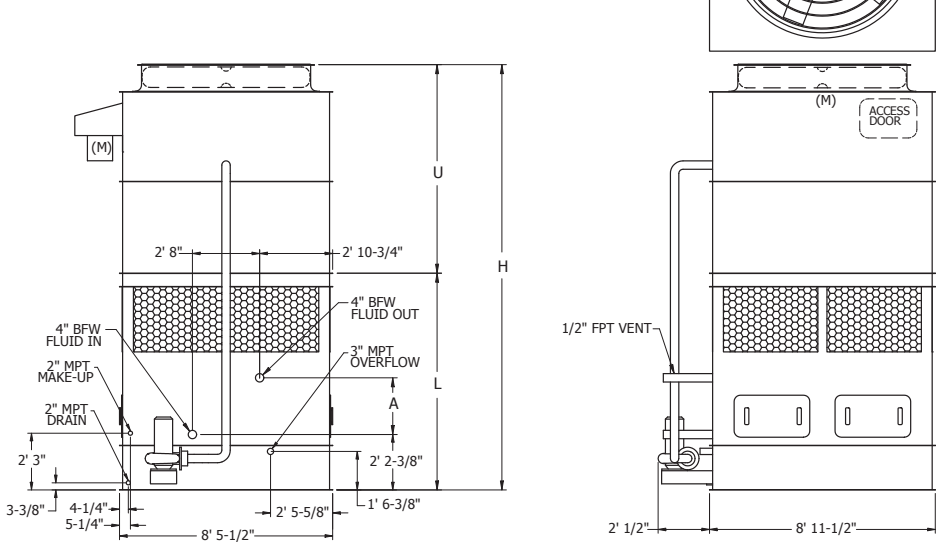
2 Heaviest section is the lower section.

3 Unit dimensions may vary slightly from catalog. See factory certified prints for exact dimensions. Coil connections are 4 inch bevel for weld (BFW). Other connection types such as grooved for mechanical coupling or flanged are also available as options.

ESW4 9-35G9-LP to ESW4 9-46K9-LP

Selections for ESW4 Closed Circuit Coolers are available from EVAPCO's Spectrum Equipment Selection Program or the ESW4 Thermal Performance Charts located on evapco.com.

NOTE: The coil connections increase to 6" BFW when the flow rate exceeds 450 gpm. This required option is referred to as the High Flow coil configuration. Connection locations for High Flow configuration may vary slightly from those shown here. Refer to certified drawings for exact piping interface locations.



Model Number ¹	Weights (lbs.)			Fans		Spray Pump		Coil Volume (gallons)	Dimensions ³			
	Shipping (lbs)	Operating (lbs)	Heaviest Section ² (lbs)	HP	CFM	HP	GPM		Lower L	Upper U	Coil A	Height H
ESW4 9-35G9-LP	12,320	17,250	9,320	5	35,300	(1) 5	702	243	9' 2-5/8"	8' 3-1/4"	34-1/2"	17' 5-7/8"
ESW4 9-35H9-LP	12,360	17,290	9,320	7.5	40,100	(1) 5	702	243	9' 2-5/8"	8' 3-1/4"	34-1/2"	17' 5-7/8"
ESW4 9-35I9-LP	12,390	17,320	9,320	10	43,900	(1) 5	702	243	9' 2-5/8"	8' 3-1/4"	34-1/2"	17' 5-7/8"
ESW4 9-35J9-LP	12,460	17,390	9,320	15	49,800	(1) 5	702	243	9' 2-5/8"	8' 3-1/4"	34-1/2"	17' 5-7/8"
ESW4 9-36G9-LP	13,440	18,770	10,440	5	35,300	(1) 5	702	289	9' 10-1/8"	8' 3-1/4"	42 0"	18' 1-3/8"
ESW4 9-36H9-LP	13,480	18,810	10,440	7.5	40,100	(1) 5	702	289	9' 10-1/8"	8' 3-1/4"	42 0"	18' 1-3/8"
ESW4 9-36I9-LP	13,510	18,840	10,440	10	43,900	(1) 5	702	289	9' 10-1/8"	8' 3-1/4"	42 0"	18' 1-3/8"
ESW4 9-36J9-LP	13,580	18,910	10,440	15	49,800	(1) 5	702	289	9' 10-1/8"	8' 3-1/4"	42 0"	18' 1-3/8"
ESW4 9-42G9-LP	9,190	12,960	5,880	5	34,700	(1) 5	702	103	7' 4-1/8"	9' 3-1/4"	1' 0"	16' 7-3/8"
ESW4 9-42H9-LP	9,230	13,000	5,880	7.5	39,500	(1) 5	702	103	7' 4-1/8"	9' 3-1/4"	1' 0"	16' 7-3/8"
ESW4 9-42I9-LP	9,260	13,030	5,880	10	43,200	(1) 5	702	103	7' 4-1/8"	9' 3-1/4"	1' 0"	16' 7-3/8"
ESW4 9-42J9-LP	9,330	13,100	5,880	15	49,000	(1) 5	702	103	7' 4-1/8"	9' 3-1/4"	1' 0"	16' 7-3/8"
ESW4 9-42K9-LP	9,380	13,150	5,880	20	53,600	(1) 5	702	103	7' 4-1/8"	9' 3-1/4"	1' 0"	16' 7-3/8"
ESW4 9-43G9-LP	10,320	14,470	7,010	5	34,700	(1) 5	702	149	7' 11-5/8"	9' 3-1/4"	19-1/2"	17' 2-7/8"
ESW4 9-43H9-LP	10,360	14,510	7,010	7.5	39,500	(1) 5	702	149	7' 11-5/8"	9' 3-1/4"	19-1/2"	17' 2-7/8"
ESW4 9-43I9-LP	10,390	14,540	7,010	10	43,200	(1) 5	702	149	7' 11-5/8"	9' 3-1/4"	19-1/2"	17' 2-7/8"
ESW4 9-43J9-LP	10,460	14,610	7,010	15	49,000	(1) 5	702	149	7' 11-5/8"	9' 3-1/4"	19-1/2"	17' 2-7/8"
ESW4 9-43K9-LP	10,510	14,660	7,010	20	53,600	(1) 5	702	149	7' 11-5/8"	9' 3-1/4"	19-1/2"	17' 2-7/8"
ESW4 9-44G9-LP	11,470	16,010	8,160	5	34,700	(1) 5	702	196	8' 7-1/8"	9' 3-1/4"	27 0"	17' 10-3/8"
ESW4 9-44H9-LP	11,510	16,050	8,160	7.5	39,500	(1) 5	702	196	8' 7-1/8"	9' 3-1/4"	27 0"	17' 10-3/8"
ESW4 9-44I9-LP	11,540	16,080	8,160	10	43,200	(1) 5	702	196	8' 7-1/8"	9' 3-1/4"	27 0"	17' 10-3/8"
ESW4 9-44J9-LP	11,610	16,150	8,160	15	49,000	(1) 5	702	196	8' 7-1/8"	9' 3-1/4"	27 0"	17' 10-3/8"
ESW4 9-44K9-LP	11,660	16,200	8,160	20	53,600	(1) 5	702	196	8' 7-1/8"	9' 3-1/4"	27 0"	17' 10-3/8"
ESW4 9-45G9-LP	12,640	17,570	9,330	5	34,700	(1) 5	702	243	9' 2-5/8"	9' 3-1/4"	34-1/2"	18' 5-7/8"
ESW4 9-45H9-LP	12,680	17,610	9,330	7.5	39,500	(1) 5	702	243	9' 2-5/8"	9' 3-1/4"	34-1/2"	18' 5-7/8"
ESW4 9-45I9-LP	12,710	17,640	9,330	10	43,200	(1) 5	702	243	9' 2-5/8"	9' 3-1/4"	34-1/2"	18' 5-7/8"
ESW4 9-45J9-LP	12,780	17,710	9,330	15	49,000	(1) 5	702	243	9' 2-5/8"	9' 3-1/4"	34-1/2"	18' 5-7/8"
ESW4 9-45K9-LP	12,830	17,760	9,330	20	53,600	(1) 5	702	243	9' 2-5/8"	9' 3-1/4"	34-1/2"	18' 5-7/8"
ESW4 9-46G9-LP	13,760	19,090	10,450	5	34,700	(1) 5	702	289	9' 10-1/8"	9' 3-1/4"	42 0"	19' 1-3/8"
ESW4 9-46H9-LP	13,800	19,130	10,450	7.5	39,500	(1) 5	702	289	9' 10-1/8"	9' 3-1/4"	42 0"	19' 1-3/8"
ESW4 9-46I9-LP	13,830	19,160	10,450	10	43,200	(1) 5	702	289	9' 10-1/8"	9' 3-1/4"	42 0"	19' 1-3/8"
ESW4 9-46J9-LP	13,900	19,230	10,450	15	49,000	(1) 5	702	289	9' 10-1/8"	9' 3-1/4"	42 0"	19' 1-3/8"
ESW4 9-46K9-LP	13,950	19,280	10,450	20	53,600	(1) 5	702	289	9' 10-1/8"	9' 3-1/4"	42 0"	19' 1-3/8"

1 Model numbers will end in "-Z" for units with Series Flow piping configuration. Series Flow will require crossover piping. Model numbers will include "C" for units with stainless steel coil(s), "R" for units with low sound fan(s).

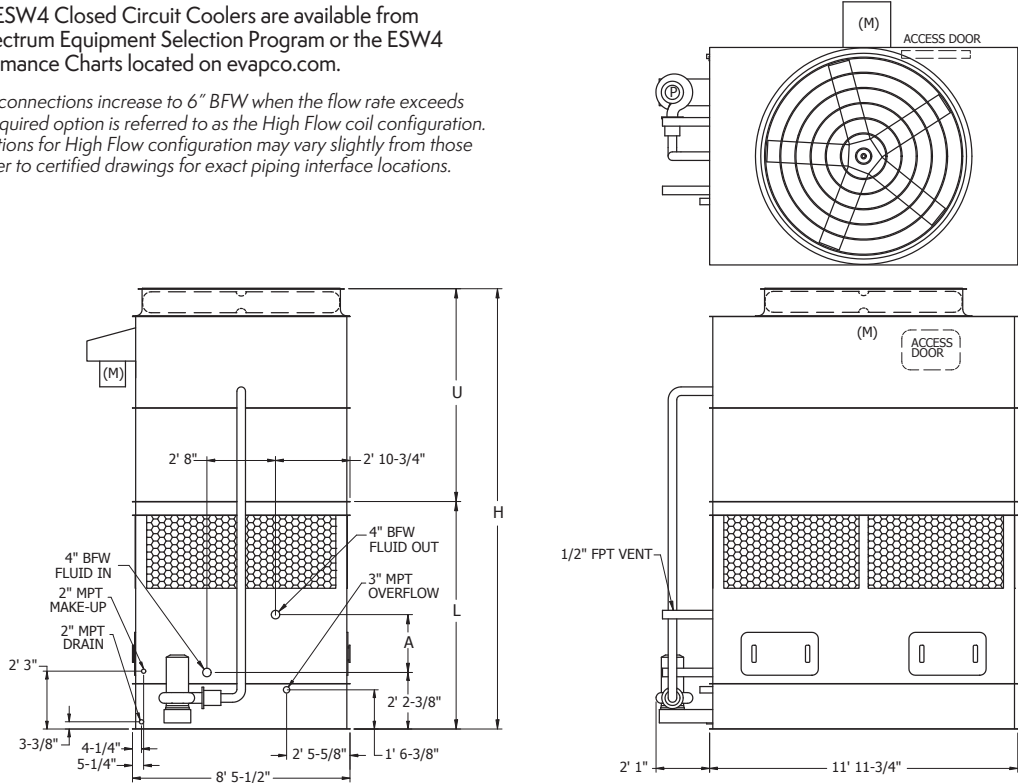
2 Heaviest section is the lower section.

3 Unit dimensions may vary slightly from catalog. See factory certified prints for exact dimensions. Coil connections are 4 inch bevel for weld (BFW). Other connection types such as grooved for mechanical coupling or flanged are also available as options.

ESW4 9-22H12-LP to ESW4 9-33L12-LP

Selections for ESW4 Closed Circuit Coolers are available from EVAPCO's Spectrum Equipment Selection Program or the ESW4 Thermal Performance Charts located on evapco.com.

NOTE: The coil connections increase to 6" BFW when the flow rate exceeds 450 gpm. This required option is referred to as the High Flow coil configuration. Connection locations for High Flow configuration may vary slightly from those shown here. Refer to certified drawings for exact piping interface locations.



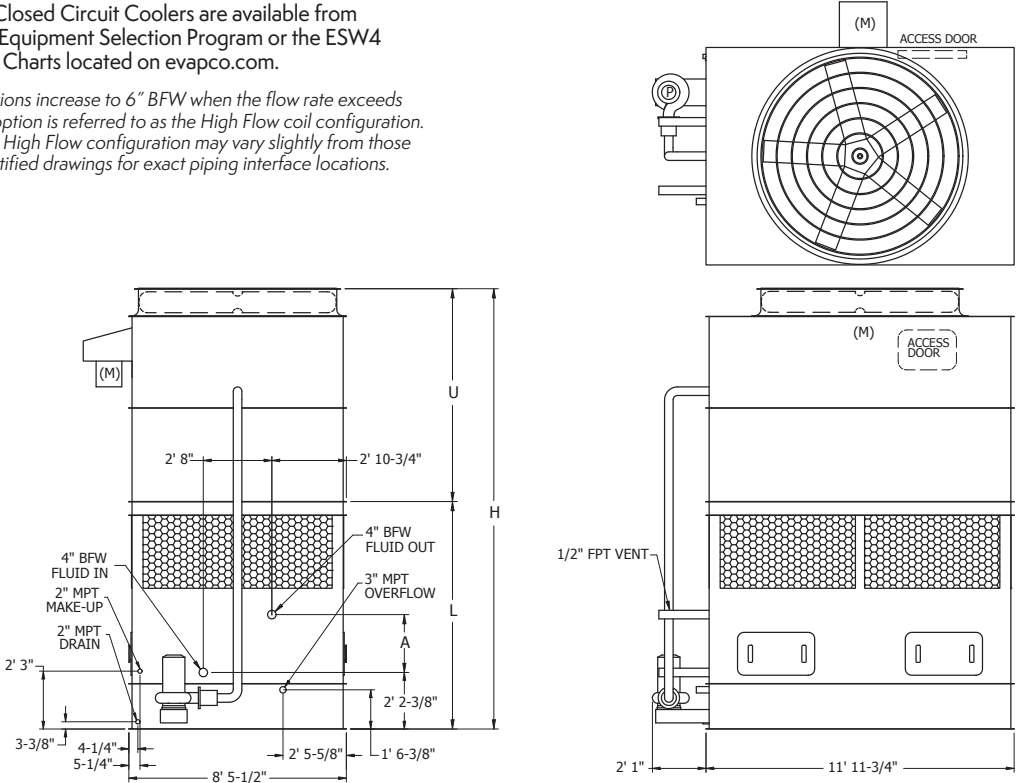
Model Number ¹	Weights (lbs.)			Fans		Spray Pump		Coil Volume (gallons)	Dimensions ³			
	Shipping (lbs)	Operating (lbs)	Heaviest Section ² (lbs)	HP	CFM	HP	GPM		Lower L	Upper U	Coil A	Height H
ESW4 9-22H12-LP	10,450	15,600	7,120	7.5	50,600	(1) 7.5	930	137	7' 7-1/8"	7' 3-1/4"	1' 0"	14' 10-3/8"
ESW4 9-22I12-LP	10,480	15,630	7,120	10	55,400	(1) 7.5	930	137	7' 7-1/8"	7' 3-1/4"	1' 0"	14' 10-3/8"
ESW4 9-22J12-LP	10,560	15,710	7,120	15	63,100	(1) 7.5	930	137	7' 7-1/8"	7' 3-1/4"	1' 0"	14' 10-3/8"
ESW4 9-22K12-LP	10,600	15,750	7,120	20	69,100	(1) 7.5	930	137	7' 7-1/8"	7' 3-1/4"	1' 0"	14' 10-3/8"
ESW4 9-23H12-LP	11,950	17,630	8,630	7.5	50,600	(1) 7.5	930	200	8' 2-5/8"	7' 3-1/4"	19-1/2"	15' 5-7/8"
ESW4 9-23I12-LP	11,980	17,660	8,630	10	55,400	(1) 7.5	930	200	8' 2-5/8"	7' 3-1/4"	19-1/2"	15' 5-7/8"
ESW4 9-23J12-LP	12,060	17,740	8,630	15	63,100	(1) 7.5	930	200	8' 2-5/8"	7' 3-1/4"	19-1/2"	15' 5-7/8"
ESW4 9-23K12-LP	12,100	17,780	8,630	20	69,100	(1) 7.5	930	200	8' 2-5/8"	7' 3-1/4"	19-1/2"	15' 5-7/8"
ESW4 9-24H12-LP	13,440	19,640	10,120	7.5	50,600	(1) 7.5	930	264	8' 10-1/8"	7' 3-1/4"	27 0"	16' 1-3/8"
ESW4 9-24I12-LP	13,470	19,670	10,120	10	55,400	(1) 7.5	930	264	8' 10-1/8"	7' 3-1/4"	27 0"	16' 1-3/8"
ESW4 9-24J12-LP	13,550	19,750	10,120	15	63,100	(1) 7.5	930	264	8' 10-1/8"	7' 3-1/4"	27 0"	16' 1-3/8"
ESW4 9-24K12-LP	13,590	19,790	10,120	20	69,100	(1) 7.5	930	264	8' 10-1/8"	7' 3-1/4"	27 0"	16' 1-3/8"
ESW4 9-25H12-LP	15,000	21,730	11,670	7.5	50,600	(1) 7.5	930	327	9' 5-5/8"	7' 3-1/4"	34-1/2"	16' 8-7/8"
ESW4 9-25I12-LP	15,030	21,760	11,670	10	55,400	(1) 7.5	930	327	9' 5-5/8"	7' 3-1/4"	34-1/2"	16' 8-7/8"
ESW4 9-25J12-LP	15,110	21,840	11,670	15	63,100	(1) 7.5	930	327	9' 5-5/8"	7' 3-1/4"	34-1/2"	16' 8-7/8"
ESW4 9-25K12-LP	15,150	21,880	11,670	20	69,100	(1) 7.5	930	327	9' 5-5/8"	7' 3-1/4"	34-1/2"	16' 8-7/8"
ESW4 9-26H12-LP	16,500	23,760	13,170	7.5	50,600	(1) 7.5	930	391	10' 1-1/8"	7' 3-1/4"	42 0"	17' 4-3/8"
ESW4 9-26I12-LP	16,530	23,790	13,170	10	55,400	(1) 7.5	930	391	10' 1-1/8"	7' 3-1/4"	42 0"	17' 4-3/8"
ESW4 9-26J12-LP	16,610	23,870	13,170	15	63,100	(1) 7.5	930	391	10' 1-1/8"	7' 3-1/4"	42 0"	17' 4-3/8"
ESW4 9-26K12-LP	16,650	23,910	13,170	20	69,100	(1) 7.5	930	391	10' 1-1/8"	7' 3-1/4"	42 0"	17' 4-3/8"
ESW4 9-32H12-LP	10,820	15,970	7,130	7.5	49,800	(1) 7.5	930	137	7' 7-1/8"	8' 3-1/4"	1' 0"	15' 10-3/8"
ESW4 9-32I12-LP	10,850	16,000	7,130	10	54,500	(1) 7.5	930	137	7' 7-1/8"	8' 3-1/4"	1' 0"	15' 10-3/8"
ESW4 9-32J12-LP	10,930	16,080	7,130	15	61,900	(1) 7.5	930	137	7' 7-1/8"	8' 3-1/4"	1' 0"	15' 10-3/8"
ESW4 9-32K12-LP	10,970	16,120	7,130	20	67,800	(1) 7.5	930	137	7' 7-1/8"	8' 3-1/4"	1' 0"	15' 10-3/8"
ESW4 9-32L12-LP	10,990	16,140	7,130	25	72,800	(1) 7.5	930	137	7' 7-1/8"	8' 3-1/4"	1' 0"	15' 10-3/8"
ESW4 9-33H12-LP	12,320	18,000	8,630	7.5	49,800	(1) 7.5	930	200	8' 2-5/8"	8' 3-1/4"	19-1/2"	16' 5-7/8"
ESW4 9-33I12-LP	12,350	18,030	8,630	10	54,500	(1) 7.5	930	200	8' 2-5/8"	8' 3-1/4"	19-1/2"	16' 5-7/8"
ESW4 9-33J12-LP	12,430	18,110	8,630	15	61,900	(1) 7.5	930	200	8' 2-5/8"	8' 3-1/4"	19-1/2"	16' 5-7/8"
ESW4 9-33K12-LP	12,470	18,150	8,630	20	67,800	(1) 7.5	930	200	8' 2-5/8"	8' 3-1/4"	19-1/2"	16' 5-7/8"
ESW4 9-33L12-LP	12,490	18,170	8,630	25	72,800	(1) 7.5	930	200	8' 2-5/8"	8' 3-1/4"	19-1/2"	16' 5-7/8"

1 Model numbers will end in "-Z" for units with Series Flow piping configuration. Series Flow will require crossover piping. Model numbers will include "C" for units with stainless steel coil(s), "R" for units with low sound fan(s).
2 Heaviest section is the lower section.
3 Unit dimensions may vary slightly from catalog. See factory certified prints for exact dimensions. Coil connections are 4 inch bevel for weld (BFW). Other connection types such as grooved for mechanical coupling or flanged are also available as options.

ESW4 9-34H12-LP to ESW4 9-43M12-LP

Selections for ESW4 Closed Circuit Coolers are available from EVAPCO's Spectrum Equipment Selection Program or the ESW4 Thermal Performance Charts located on evapco.com.

NOTE: The coil connections increase to 6" BFW when the flow rate exceeds 450 gpm. This required option is referred to as the High Flow coil configuration. Connection locations for High Flow configuration may vary slightly from those shown here. Refer to certified drawings for exact piping interface locations.



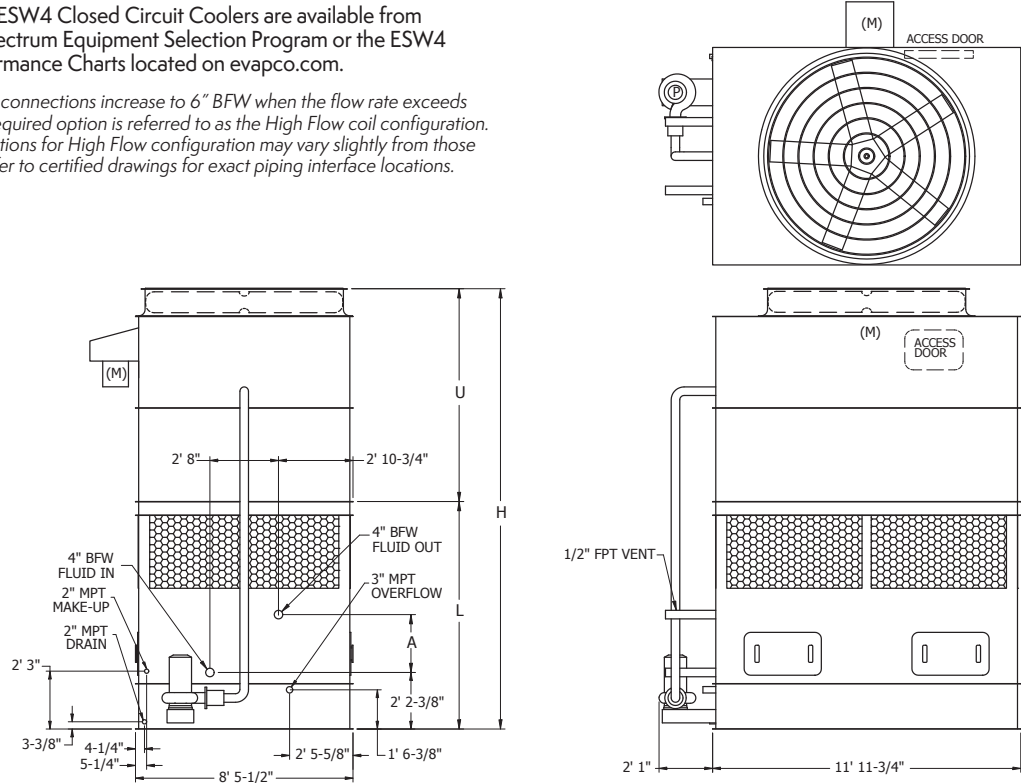
Model Number ¹	Weights (lbs.)			Fans		Spray Pump		Coil Volume (gallons)	Dimensions ³			
	Shipping (lbs)	Operating (lbs)	Heaviest Section ² (lbs)	HP	CFM	HP	GPM		Lower L	Upper U	Coil A	Height H
ESW4 9-34H12-LP	13,810	20,010	10,120	7.5	49,800	(1) 7.5	930	264	8' 10-1/8"	8' 3-1/4"	27 0"	17' 1-3/8"
ESW4 9-34I12-LP	13,840	20,040	10,120	10	54,500	(1) 7.5	930	264	8' 10-1/8"	8' 3-1/4"	27 0"	17' 1-3/8"
ESW4 9-34J12-LP	13,920	20,120	10,120	15	61,900	(1) 7.5	930	264	8' 10-1/8"	8' 3-1/4"	27 0"	17' 1-3/8"
ESW4 9-34K12-LP	13,960	20,160	10,120	20	67,800	(1) 7.5	930	264	8' 10-1/8"	8' 3-1/4"	27 0"	17' 1-3/8"
ESW4 9-34L12-LP	13,980	20,180	10,120	25	72,800	(1) 7.5	930	264	8' 10-1/8"	8' 3-1/4"	27 0"	17' 1-3/8"
ESW4 9-35H12-LP	15,370	22,100	11,680	7.5	49,800	(1) 7.5	930	327	9' 5-5/8"	8' 3-1/4"	34-1/2"	17' 8-7/8"
ESW4 9-35I12-LP	15,400	22,130	11,680	10	54,500	(1) 7.5	930	327	9' 5-5/8"	8' 3-1/4"	34-1/2"	17' 8-7/8"
ESW4 9-35J12-LP	15,480	22,210	11,680	15	61,900	(1) 7.5	930	327	9' 5-5/8"	8' 3-1/4"	34-1/2"	17' 8-7/8"
ESW4 9-35K12-LP	15,520	22,250	11,680	20	67,800	(1) 7.5	930	327	9' 5-5/8"	8' 3-1/4"	34-1/2"	17' 8-7/8"
ESW4 9-35L12-LP	15,540	22,270	11,680	25	72,800	(1) 7.5	930	327	9' 5-5/8"	8' 3-1/4"	34-1/2"	17' 8-7/8"
ESW4 9-36H12-LP	16,870	24,130	13,180	7.5	49,800	(1) 7.5	930	391	10' 1-1/8"	8' 3-1/4"	42 0"	18' 4-3/8"
ESW4 9-36I12-LP	16,900	24,160	13,180	10	54,500	(1) 7.5	930	391	10' 1-1/8"	8' 3-1/4"	42 0"	18' 4-3/8"
ESW4 9-36J12-LP	16,980	24,240	13,180	15	61,900	(1) 7.5	930	391	10' 1-1/8"	8' 3-1/4"	42 0"	18' 4-3/8"
ESW4 9-36K12-LP	17,020	24,280	13,180	20	67,800	(1) 7.5	930	391	10' 1-1/8"	8' 3-1/4"	42 0"	18' 4-3/8"
ESW4 9-36L12-LP	17,040	24,300	13,180	25	72,800	(1) 7.5	930	391	10' 1-1/8"	8' 3-1/4"	42 0"	18' 4-3/8"
ESW4 9-42H12-LP	11,210	16,360	7,140	7.5	49,000	(1) 7.5	930	137	7' 7-1/8"	9' 3-1/4"	1' 0"	16' 10-3/8"
ESW4 9-42I12-LP	11,240	16,390	7,140	10	53,600	(1) 7.5	930	137	7' 7-1/8"	9' 3-1/4"	1' 0"	16' 10-3/8"
ESW4 9-42J12-LP	11,320	16,470	7,140	15	61,000	(1) 7.5	930	137	7' 7-1/8"	9' 3-1/4"	1' 0"	16' 10-3/8"
ESW4 9-42K12-LP	11,360	16,510	7,140	20	66,700	(1) 7.5	930	137	7' 7-1/8"	9' 3-1/4"	1' 0"	16' 10-3/8"
ESW4 9-42L12-LP	11,380	16,530	7,140	25	71,500	(1) 7.5	930	137	7' 7-1/8"	9' 3-1/4"	1' 0"	16' 10-3/8"
ESW4 9-42M12-LP	11,400	16,550	7,140	30	75,800	(1) 7.5	930	137	7' 7-1/8"	9' 3-1/4"	1' 0"	16' 10-3/8"
ESW4 9-43H12-LP	12,720	18,400	8,640	7.5	49,000	(1) 7.5	930	200	8' 2-5/8"	9' 3-1/4"	19-1/2"	17' 5-7/8"
ESW4 9-43I12-LP	12,750	18,430	8,640	10	53,600	(1) 7.5	930	200	8' 2-5/8"	9' 3-1/4"	19-1/2"	17' 5-7/8"
ESW4 9-43J12-LP	12,830	18,510	8,640	15	61,000	(1) 7.5	930	200	8' 2-5/8"	9' 3-1/4"	19-1/2"	17' 5-7/8"
ESW4 9-43K12-LP	12,870	18,550	8,640	20	66,700	(1) 7.5	930	200	8' 2-5/8"	9' 3-1/4"	19-1/2"	17' 5-7/8"
ESW4 9-43L12-LP	12,890	18,570	8,640	25	71,500	(1) 7.5	930	200	8' 2-5/8"	9' 3-1/4"	19-1/2"	17' 5-7/8"
ESW4 9-43M12-LP	12,910	18,590	8,640	30	75,800	(1) 7.5	930	200	8' 2-5/8"	9' 3-1/4"	19-1/2"	17' 5-7/8"

1 Model numbers will end in "-Z" for units with Series Flow piping configuration. Series Flow will require crossover piping. Model numbers will include "C" for units with stainless steel coil(s), "R" for units with low sound fan(s).
2 Heaviest section is the lower section.
3 Unit dimensions may vary slightly from catalog. See factory certified prints for exact dimensions. Coil connections are 4 inch bevel for weld (BFW). Other connection types such as grooved for mechanical coupling or flanged are also available as options.

ESW4 9-44H12-LP to ESW4 9-24K12-SP

Selections for ESW4 Closed Circuit Coolers are available from EVAPCO's Spectrum Equipment Selection Program or the ESW4 Thermal Performance Charts located on evapco.com.

NOTE: The coil connections increase to 6" BFW when the flow rate exceeds 450 gpm. This required option is referred to as the High Flow coil configuration. Connection locations for High Flow configuration may vary slightly from those shown here. Refer to certified drawings for exact piping interface locations.



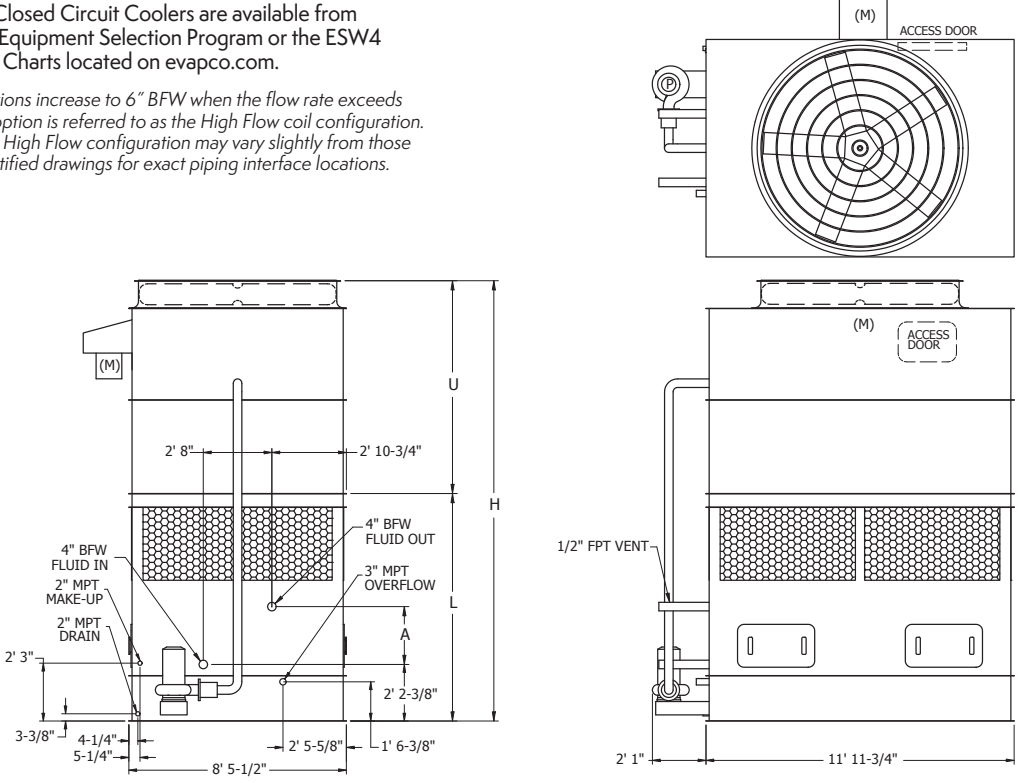
Model Number ¹	Weights (lbs.)			Fans		Spray Pump		Coil Volume (gallons)	Dimensions ³			
	Shipping (lbs)	Operating (lbs)	Heaviest Section ² (lbs)	HP	CFM	HP	GPM		Lower L	Upper U	Coil A	Height H
ESW4 9-44I12-LP	14,240	20,440	10,130	10	53,600	(1) 7.5	930	264	8' 10-1/8"	9' 3-1/4"	27 0"	18' 1-3/8"
ESW4 9-44J12-LP	14,320	20,520	10,130	15	61,000	(1) 7.5	930	264	8' 10-1/8"	9' 3-1/4"	27 0"	18' 1-3/8"
ESW4 9-44K12-LP	14,360	20,560	10,130	20	66,700	(1) 7.5	930	264	8' 10-1/8"	9' 3-1/4"	27 0"	18' 1-3/8"
ESW4 9-44L12-LP	14,380	20,580	10,130	25	71,500	(1) 7.5	930	264	8' 10-1/8"	9' 3-1/4"	27 0"	18' 1-3/8"
ESW4 9-44M12-LP	14,400	20,600	10,130	30	75,800	(1) 7.5	930	264	8' 10-1/8"	9' 3-1/4"	27 0"	18' 1-3/8"
ESW4 9-45H12-LP	15,770	22,500	11,690	7.5	49,000	(1) 7.5	930	327	9' 5-5/8"	9' 3-1/4"	34-1/2"	18' 8-7/8"
ESW4 9-45I12-LP	15,800	22,530	11,690	10	53,600	(1) 7.5	930	327	9' 5-5/8"	9' 3-1/4"	34-1/2"	18' 8-7/8"
ESW4 9-45J12-LP	15,880	22,610	11,690	15	61,000	(1) 7.5	930	327	9' 5-5/8"	9' 3-1/4"	34-1/2"	18' 8-7/8"
ESW4 9-45K12-LP	15,920	22,650	11,690	20	66,700	(1) 7.5	930	327	9' 5-5/8"	9' 3-1/4"	34-1/2"	18' 8-7/8"
ESW4 9-45L12-LP	15,940	22,670	11,690	25	71,500	(1) 7.5	930	327	9' 5-5/8"	9' 3-1/4"	34-1/2"	18' 8-7/8"
ESW4 9-45M12-LP	15,960	22,690	11,690	30	75,800	(1) 7.5	930	327	9' 5-5/8"	9' 3-1/4"	34-1/2"	18' 8-7/8"
ESW4 9-46H12-LP	17,260	24,520	13,190	7.5	49,000	(1) 7.5	930	391	10' 1-1/8"	9' 3-1/4"	42 0"	19' 4-3/8"
ESW4 9-46I12-LP	17,290	24,550	13,190	10	53,600	(1) 7.5	930	391	10' 1-1/8"	9' 3-1/4"	42 0"	19' 4-3/8"
ESW4 9-46J12-LP	17,370	24,630	13,190	15	61,000	(1) 7.5	930	391	10' 1-1/8"	9' 3-1/4"	42 0"	19' 4-3/8"
ESW4 9-46K12-LP	17,410	24,670	13,190	20	66,700	(1) 7.5	930	391	10' 1-1/8"	9' 3-1/4"	42 0"	19' 4-3/8"
ESW4 9-46L12-LP	17,430	24,690	13,190	25	71,500	(1) 7.5	930	391	10' 1-1/8"	9' 3-1/4"	42 0"	19' 4-3/8"
ESW4 9-46M12-LP	17,450	24,710	13,190	30	75,800	(1) 7.5	930	391	10' 1-1/8"	9' 3-1/4"	42 0"	19' 4-3/8"
ESW4 9-22H12-SP	10,400	15,550	7,080	7.5	50,600	(1) 5	709	137	7' 7-1/8"	7' 3-1/4"	1' 0"	14' 10-3/8"
ESW4 9-22I12-SP	10,430	15,580	7,080	10	55,400	(1) 5	709	137	7' 7-1/8"	7' 3-1/4"	1' 0"	14' 10-3/8"
ESW4 9-22J12-SP	10,510	15,660	7,080	15	63,100	(1) 5	709	137	7' 7-1/8"	7' 3-1/4"	1' 0"	14' 10-3/8"
ESW4 9-22K12-SP	10,550	15,700	7,080	20	69,100	(1) 5	709	137	7' 7-1/8"	7' 3-1/4"	1' 0"	14' 10-3/8"
ESW4 9-23H12-SP	11,910	17,590	8,580	7.5	50,600	(1) 5	709	200	8' 2-5/8"	7' 3-1/4"	19-1/2"	15' 5-7/8"
ESW4 9-23I12-SP	11,940	17,620	8,580	10	55,400	(1) 5	709	200	8' 2-5/8"	7' 3-1/4"	19-1/2"	15' 5-7/8"
ESW4 9-23J12-SP	12,020	17,700	8,580	15	63,100	(1) 5	709	200	8' 2-5/8"	7' 3-1/4"	19-1/2"	15' 5-7/8"
ESW4 9-23K12-SP	12,060	17,740	8,580	20	69,100	(1) 5	709	200	8' 2-5/8"	7' 3-1/4"	19-1/2"	15' 5-7/8"
ESW4 9-24H12-SP	13,400	19,600	10,070	7.5	50,600	(1) 5	709	264	8' 10-1/8"	7' 3-1/4"	27 0"	16' 1-3/8"
ESW4 9-24I12-SP	13,430	19,630	10,070	10	55,400	(1) 5	709	264	8' 10-1/8"	7' 3-1/4"	27 0"	16' 1-3/8"
ESW4 9-24J12-SP	13,510	19,710	10,070	15	63,100	(1) 5	709	264	8' 10-1/8"	7' 3-1/4"	27 0"	16' 1-3/8"
ESW4 9-24K12-SP	13,550	19,750	10,070	20	69,100	(1) 5	709	264	8' 10-1/8"	7' 3-1/4"	27 0"	16' 1-3/8"

1 Model numbers will end in "Z" for units with Series Flow piping configuration. Series Flow will require crossover piping. Model numbers will include "C" for units with stainless steel coil(s), "R" for units with low sound fan(s).
2 Heaviest section is the lower section.
3 Unit dimensions may vary slightly from catalog. See factory certified prints for exact dimensions. Coil connections are 4 inch bevel for weld (BFW). Other connection types such as grooved for mechanical coupling or flanged are also available as options.

ESW4 9-25H12-SP to ESW4 9-36L12-SP

Selections for ESW4 Closed Circuit Coolers are available from EVAPCO's Spectrum Equipment Selection Program or the ESW4 Thermal Performance Charts located on evapco.com.

NOTE: The coil connections increase to 6" BFW when the flow rate exceeds 450 gpm. This required option is referred to as the High Flow coil configuration. Connection locations for High Flow configuration may vary slightly from those shown here. Refer to certified drawings for exact piping interface locations.



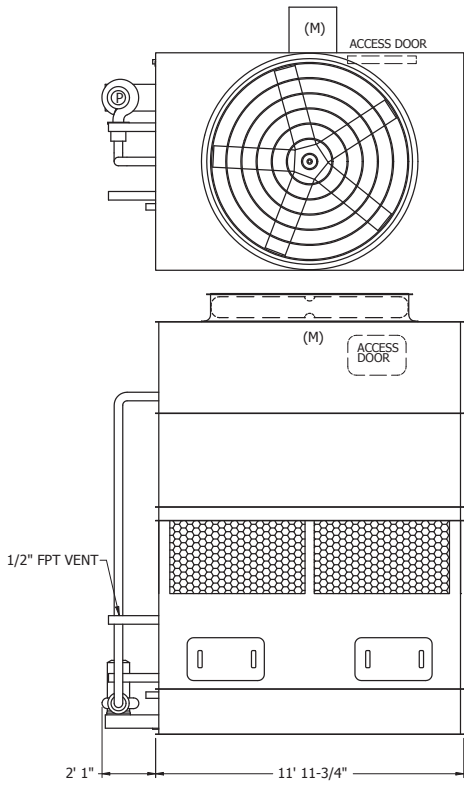
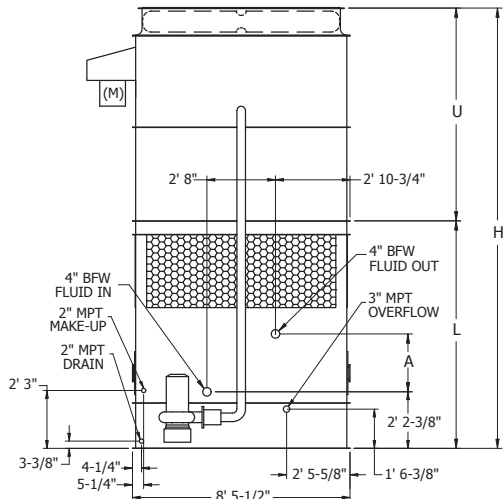
Model Number ¹	Weights (lbs.)			Fans		Spray Pump		Coil Volume (gallons)	Dimensions ³			
	Shipping (lbs)	Operating (lbs)	Heaviest Section ² (lbs)	HP	CFM	HP	GPM		Lower L	Upper U	Coil A	Height H
ESW4 9-25H12-SP	14,960	21,690	11,630	7.5	50,600	(1) 5	709	327	9' 5-5/8"	7' 3-1/4"	34-1/2"	16' 8-7/8"
ESW4 9-25I12-SP	14,990	21,720	11,630	10	55,400	(1) 5	709	327	9' 5-5/8"	7' 3-1/4"	34-1/2"	16' 8-7/8"
ESW4 9-25J12-SP	15,070	21,800	11,630	15	63,100	(1) 5	709	327	9' 5-5/8"	7' 3-1/4"	34-1/2"	16' 8-7/8"
ESW4 9-25K12-SP	15,110	21,840	11,630	20	69,100	(1) 5	709	327	9' 5-5/8"	7' 3-1/4"	34-1/2"	16' 8-7/8"
ESW4 9-26H12-SP	16,450	23,710	13,120	7.5	50,600	(1) 5	709	391	10' 1-1/8"	7' 3-1/4"	42 0"	17' 4-3/8"
ESW4 9-26I12-SP	16,480	23,740	13,120	10	55,400	(1) 5	709	391	10' 1-1/8"	7' 3-1/4"	42 0"	17' 4-3/8"
ESW4 9-26J12-SP	16,560	23,820	13,120	15	63,100	(1) 5	709	391	10' 1-1/8"	7' 3-1/4"	42 0"	17' 4-3/8"
ESW4 9-26K12-SP	16,600	23,860	13,120	20	69,100	(1) 5	709	391	10' 1-1/8"	7' 3-1/4"	42 0"	17' 4-3/8"
ESW4 9-32H12-SP	10,770	15,920	7,080	7.5	49,800	(1) 5	709	137	7' 7-1/8"	8' 3-1/4"	1' 0"	15' 10-3/8"
ESW4 9-32I12-SP	10,800	15,950	7,080	10	54,500	(1) 5	709	137	7' 7-1/8"	8' 3-1/4"	1' 0"	15' 10-3/8"
ESW4 9-32J12-SP	10,880	16,030	7,080	15	61,900	(1) 5	709	137	7' 7-1/8"	8' 3-1/4"	1' 0"	15' 10-3/8"
ESW4 9-32K12-SP	10,920	16,070	7,080	20	67,800	(1) 5	709	137	7' 7-1/8"	8' 3-1/4"	1' 0"	15' 10-3/8"
ESW4 9-32L12-SP	10,940	16,090	7,080	25	72,800	(1) 5	709	137	7' 7-1/8"	8' 3-1/4"	1' 0"	15' 10-3/8"
ESW4 9-33H12-SP	12,280	17,960	8,590	7.5	49,800	(1) 5	709	200	8' 2-5/8"	8' 3-1/4"	19-1/2"	16' 5-7/8"
ESW4 9-33I12-SP	12,310	17,990	8,590	10	54,500	(1) 5	709	200	8' 2-5/8"	8' 3-1/4"	19-1/2"	16' 5-7/8"
ESW4 9-33J12-SP	12,390	18,070	8,590	15	61,900	(1) 5	709	200	8' 2-5/8"	8' 3-1/4"	19-1/2"	16' 5-7/8"
ESW4 9-33K12-SP	12,430	18,110	8,590	20	67,800	(1) 5	709	200	8' 2-5/8"	8' 3-1/4"	19-1/2"	16' 5-7/8"
ESW4 9-33L12-SP	12,450	18,130	8,590	25	72,800	(1) 5	709	200	8' 2-5/8"	8' 3-1/4"	19-1/2"	16' 5-7/8"
ESW4 9-34H12-SP	13,770	19,970	10,080	7.5	49,800	(1) 5	709	264	8' 10-1/8"	8' 3-1/4"	27 0"	17' 1-3/8"
ESW4 9-34I12-SP	13,800	20,000	10,080	10	54,500	(1) 5	709	264	8' 10-1/8"	8' 3-1/4"	27 0"	17' 1-3/8"
ESW4 9-34J12-SP	13,880	20,080	10,080	15	61,900	(1) 5	709	264	8' 10-1/8"	8' 3-1/4"	27 0"	17' 1-3/8"
ESW4 9-34K12-SP	13,920	20,120	10,080	20	67,800	(1) 5	709	264	8' 10-1/8"	8' 3-1/4"	27 0"	17' 1-3/8"
ESW4 9-34L12-SP	13,940	20,140	10,080	25	72,800	(1) 5	709	264	8' 10-1/8"	8' 3-1/4"	27 0"	17' 1-3/8"
ESW4 9-35H12-SP	15,330	22,060	11,640	7.5	49,800	(1) 5	709	327	9' 5-5/8"	8' 3-1/4"	34-1/2"	17' 8-7/8"
ESW4 9-35I12-SP	15,360	22,090	11,640	10	54,500	(1) 5	709	327	9' 5-5/8"	8' 3-1/4"	34-1/2"	17' 8-7/8"
ESW4 9-35J12-SP	15,440	22,170	11,640	15	61,900	(1) 5	709	327	9' 5-5/8"	8' 3-1/4"	34-1/2"	17' 8-7/8"
ESW4 9-35K12-SP	15,480	22,210	11,640	20	67,800	(1) 5	709	327	9' 5-5/8"	8' 3-1/4"	34-1/2"	17' 8-7/8"
ESW4 9-35L12-SP	15,500	22,230	11,640	25	72,800	(1) 5	709	327	9' 5-5/8"	8' 3-1/4"	34-1/2"	17' 8-7/8"
ESW4 9-36H12-SP	16,820	24,080	13,130	7.5	49,800	(1) 5	709	391	10' 1-1/8"	8' 3-1/4"	42 0"	18' 4-3/8"
ESW4 9-36I12-SP	16,850	24,110	13,130	10	54,500	(1) 5	709	391	10' 1-1/8"	8' 3-1/4"	42 0"	18' 4-3/8"
ESW4 9-36J12-SP	16,930	24,190	13,130	15	61,900	(1) 5	709	391	10' 1-1/8"	8' 3-1/4"	42 0"	18' 4-3/8"
ESW4 9-36K12-SP	16,970	24,230	13,130	20	67,800	(1) 5	709	391	10' 1-1/8"	8' 3-1/4"	42 0"	18' 4-3/8"
ESW4 9-36L12-SP	16,990	24,250	13,130	25	72,800	(1) 5	709	391	10' 1-1/8"	8' 3-1/4"	42 0"	18' 4-3/8"

1 Model numbers will end in "Z" for units with Series Flow piping configuration. Series Flow will require crossover piping. Model numbers will include "C" for units with stainless steel coil(s), "R" for units with low sound fan(s).
2 Heaviest section is the lower section.
3 Unit dimensions may vary slightly from catalog. See factory certified prints for exact dimensions. Coil connections are 4 inch bevel for weld (BFW). Other connection types such as grooved for mechanical coupling or flanged are also available as options.

ESW4 9-42H12-SP to ESW4 9-46M12-SP

Selections for ESW4 Closed Circuit Coolers are available from EVAPCO's Spectrum Equipment Selection Program or the ESW4 Thermal Performance Charts located on evapco.com.

NOTE: The coil connections increase to 6" BFW when the flow rate exceeds 450 gpm. This required option is referred to as the High Flow coil configuration. Connection locations for High Flow configuration may vary slightly from those shown here. Refer to certified drawings for exact piping interface locations.



Model Number ¹	Weights (lbs.)			Fans		Spray Pump		Coil Volume (gallons)	Dimensions ³			
	Shipping (lbs)	Operating (lbs)	Heaviest Section ² (lbs)	HP	CFM	HP	GPM		Lower L	Upper U	Coil A	Height H
ESW4 9-42H12-SP	11,170	16,320	7,090	7.5	49,000	(1) 5	709	137	7' 7-1/8"	9' 3-1/4"	1' 0"	16' 10-3/8"
ESW4 9-42I12-SP	11,200	16,350	7,090	10	53,600	(1) 5	709	137	7' 7-1/8"	9' 3-1/4"	1' 0"	16' 10-3/8"
ESW4 9-42J12-SP	11,280	16,430	7,090	15	61,000	(1) 5	709	137	7' 7-1/8"	9' 3-1/4"	1' 0"	16' 10-3/8"
ESW4 9-42K12-SP	11,320	16,470	7,090	20	66,700	(1) 5	709	137	7' 7-1/8"	9' 3-1/4"	1' 0"	16' 10-3/8"
ESW4 9-42L12-SP	11,340	16,490	7,090	25	71,500	(1) 5	709	137	7' 7-1/8"	9' 3-1/4"	1' 0"	16' 10-3/8"
ESW4 9-42M12-SP	11,360	16,510	7,090	30	75,800	(1) 5	709	137	7' 7-1/8"	9' 3-1/4"	1' 0"	16' 10-3/8"
ESW4 9-43H12-SP	12,670	18,350	8,600	7.5	49,000	(1) 5	709	200	8' 2-5/8"	9' 3-1/4"	19-1/2"	17' 5-7/8"
ESW4 9-43I12-SP	12,700	18,380	8,600	10	53,600	(1) 5	709	200	8' 2-5/8"	9' 3-1/4"	19-1/2"	17' 5-7/8"
ESW4 9-43J12-SP	12,780	18,460	8,600	15	61,000	(1) 5	709	200	8' 2-5/8"	9' 3-1/4"	19-1/2"	17' 5-7/8"
ESW4 9-43K12-SP	12,820	18,500	8,600	20	66,700	(1) 5	709	200	8' 2-5/8"	9' 3-1/4"	19-1/2"	17' 5-7/8"
ESW4 9-43L12-SP	12,840	18,520	8,600	25	71,500	(1) 5	709	200	8' 2-5/8"	9' 3-1/4"	19-1/2"	17' 5-7/8"
ESW4 9-43M12-SP	12,860	18,540	8,600	30	75,800	(1) 5	709	200	8' 2-5/8"	9' 3-1/4"	19-1/2"	17' 5-7/8"
ESW4 9-44H12-SP	14,160	20,360	10,090	7.5	49,000	(1) 5	709	264	8' 10-1/8"	9' 3-1/4"	27 0"	18' 1-3/8"
ESW4 9-44I12-SP	14,190	20,390	10,090	10	53,600	(1) 5	709	264	8' 10-1/8"	9' 3-1/4"	27 0"	18' 1-3/8"
ESW4 9-44J12-SP	14,270	20,470	10,090	15	61,000	(1) 5	709	264	8' 10-1/8"	9' 3-1/4"	27 0"	18' 1-3/8"
ESW4 9-44K12-SP	14,310	20,510	10,090	20	66,700	(1) 5	709	264	8' 10-1/8"	9' 3-1/4"	27 0"	18' 1-3/8"
ESW4 9-44L12-SP	14,330	20,530	10,090	25	71,500	(1) 5	709	264	8' 10-1/8"	9' 3-1/4"	27 0"	18' 1-3/8"
ESW4 9-44M12-SP	14,350	20,550	10,090	30	75,800	(1) 5	709	264	8' 10-1/8"	9' 3-1/4"	27 0"	18' 1-3/8"
ESW4 9-45H12-SP	15,720	22,450	11,650	7.5	49,000	(1) 5	709	327	9' 5-5/8"	9' 3-1/4"	34-1/2"	18' 8-7/8"
ESW4 9-45I12-SP	15,750	22,480	11,650	10	53,600	(1) 5	709	327	9' 5-5/8"	9' 3-1/4"	34-1/2"	18' 8-7/8"
ESW4 9-45J12-SP	15,830	22,560	11,650	15	61,000	(1) 5	709	327	9' 5-5/8"	9' 3-1/4"	34-1/2"	18' 8-7/8"
ESW4 9-45K12-SP	15,870	22,600	11,650	20	66,700	(1) 5	709	327	9' 5-5/8"	9' 3-1/4"	34-1/2"	18' 8-7/8"
ESW4 9-45L12-SP	15,890	22,620	11,650	25	71,500	(1) 5	709	327	9' 5-5/8"	9' 3-1/4"	34-1/2"	18' 8-7/8"
ESW4 9-45M12-SP	15,910	22,640	11,650	30	75,800	(1) 5	709	327	9' 5-5/8"	9' 3-1/4"	34-1/2"	18' 8-7/8"
ESW4 9-46H12-SP	17,220	24,480	13,140	7.5	49,000	(1) 5	709	391	10' 1-1/8"	9' 3-1/4"	42 0"	19' 4-3/8"
ESW4 9-46I12-SP	17,250	24,510	13,140	10	53,600	(1) 5	709	391	10' 1-1/8"	9' 3-1/4"	42 0"	19' 4-3/8"
ESW4 9-46J12-SP	17,330	24,590	13,140	15	61,000	(1) 5	709	391	10' 1-1/8"	9' 3-1/4"	42 0"	19' 4-3/8"
ESW4 9-46K12-SP	17,370	24,630	13,140	20	66,700	(1) 5	709	391	10' 1-1/8"	9' 3-1/4"	42 0"	19' 4-3/8"
ESW4 9-46L12-SP	17,390	24,650	13,140	25	71,500	(1) 5	709	391	10' 1-1/8"	9' 3-1/4"	42 0"	19' 4-3/8"
ESW4 9-46M12-SP	17,410	24,670	13,140	30	75,800	(1) 5	709	391	10' 1-1/8"	9' 3-1/4"	42 0"	19' 4-3/8"

1 Model numbers will end in "-Z" for units with Series Flow piping configuration. Series Flow will require crossover piping. Model numbers will include "C" for units with stainless steel coil(s), "R" for units with low sound fan(s).

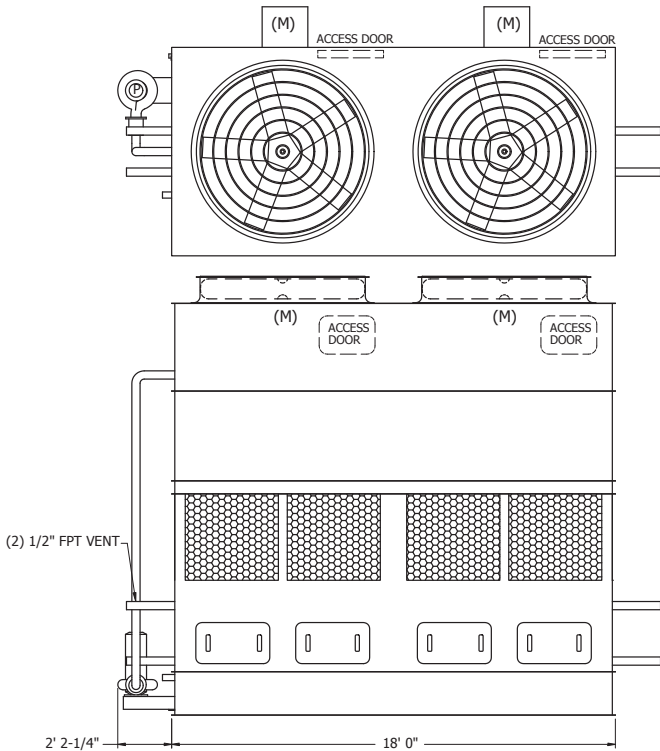
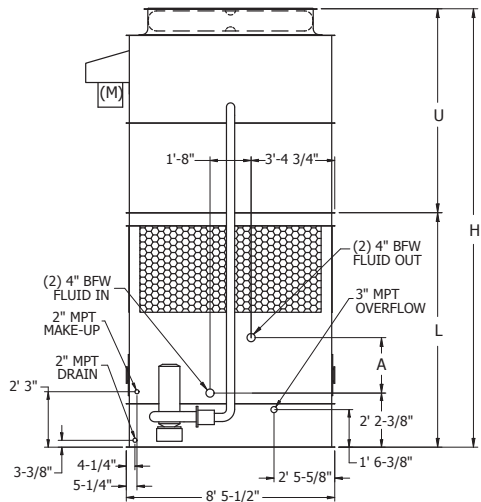
2 Heaviest section is the lower section.

3 Unit dimensions may vary slightly from catalog. See factory certified prints for exact dimensions. Coil connections are 4 inch bevel for weld (BFW). Other connection types such as grooved for mechanical coupling or flanged are also available as options.

ESW4 9-22G18-LP to ESW4 9-34J18-LP

Selections for ESW4 Closed Circuit Coolers are available from EVAPCO's Spectrum Equipment Selection Program or the ESW4 Thermal Performance Charts located on evapco.com.

NOTE: The coil connections increase to 6" BFW when the flow rate exceeds 450 gpm. This required option is referred to as the High Flow coil configuration. Connection locations for High Flow configuration may vary slightly from those shown here. Refer to certified drawings for exact piping interface locations.



Model Number ¹	Weights (lbs.)			Fans		Spray Pump		Coil Volume (gallons)	Dimensions ³			
	Shipping (lbs)	Operating (lbs)	Heaviest Section ² (lbs)	HP	CFM	HP	GPM		Lower L	Upper U	Coil A	Height H
ESW4 9-22G18-LP	15,750	23,200	10,060	(2) 5	72,000	(1) 10	1,043	158	8' 3-1/8"	7' 3-1/4"	1' 0"	15' 6-3/8"
ESW4 9-22H18-LP	15,910	23,360	10,060	(2) 7.5	81,900	(1) 10	1,043	158	8' 3-1/8"	7' 3-1/4"	1' 0"	15' 6-3/8"
ESW4 9-22I18-LP	16,030	23,480	10,060	(2) 10	89,800	(1) 10	1,043	158	8' 3-1/8"	7' 3-1/4"	1' 0"	15' 6-3/8"
ESW4 9-22J18-LP	16,310	23,760	10,060	(2) 15	102,000	(1) 10	1,043	158	8' 3-1/8"	7' 3-1/4"	1' 0"	15' 6-3/8"
ESW4 9-23G18-LP	17,510	25,550	11,820	(2) 5	72,000	(1) 10	1,043	230	8' 10-5/8"	7' 3-1/4"	19-1/2"	16' 1-7/8"
ESW4 9-23H18-LP	17,670	25,710	11,820	(2) 7.5	81,900	(1) 10	1,043	230	8' 10-5/8"	7' 3-1/4"	19-1/2"	16' 1-7/8"
ESW4 9-23I18-LP	17,790	25,830	11,820	(2) 10	89,800	(1) 10	1,043	230	8' 10-5/8"	7' 3-1/4"	19-1/2"	16' 1-7/8"
ESW4 9-23J18-LP	18,070	26,110	11,820	(2) 15	102,000	(1) 10	1,043	230	8' 10-5/8"	7' 3-1/4"	19-1/2"	16' 1-7/8"
ESW4 9-24G18-LP	19,270	27,900	13,580	(2) 5	72,000	(1) 10	1,043	302	9' 6-1/8"	7' 3-1/4"	27 0"	16' 9-3/8"
ESW4 9-24H18-LP	19,430	28,060	13,580	(2) 7.5	81,900	(1) 10	1,043	302	9' 6-1/8"	7' 3-1/4"	27 0"	16' 9-3/8"
ESW4 9-24I18-LP	19,550	28,180	13,580	(2) 10	89,800	(1) 10	1,043	302	9' 6-1/8"	7' 3-1/4"	27 0"	16' 9-3/8"
ESW4 9-24J18-LP	19,830	28,460	13,580	(2) 15	102,000	(1) 10	1,043	302	9' 6-1/8"	7' 3-1/4"	27 0"	16' 9-3/8"
ESW4 9-25G18-LP	21,110	30,350	15,420	(2) 5	72,000	(1) 10	1,043	373	10' 1-5/8"	7' 3-1/4"	34-1/2"	17' 4-7/8"
ESW4 9-25H18-LP	21,270	30,510	15,420	(2) 7.5	81,900	(1) 10	1,043	373	10' 1-5/8"	7' 3-1/4"	34-1/2"	17' 4-7/8"
ESW4 9-25I18-LP	21,390	30,630	15,420	(2) 10	89,800	(1) 10	1,043	373	10' 1-5/8"	7' 3-1/4"	34-1/2"	17' 4-7/8"
ESW4 9-25J18-LP	21,670	30,910	15,420	(2) 15	102,000	(1) 10	1,043	373	10' 1-5/8"	7' 3-1/4"	34-1/2"	17' 4-7/8"
ESW4 9-26G18-LP	22,870	32,700	17,180	(2) 5	72,000	(1) 10	1,043	445	10' 9-1/8"	7' 3-1/4"	42 0"	18' 3/8"
ESW4 9-26H18-LP	23,030	32,860	17,180	(2) 7.5	81,900	(1) 10	1,043	445	10' 9-1/8"	7' 3-1/4"	42 0"	18' 3/8"
ESW4 9-26I18-LP	23,150	32,980	17,180	(2) 10	89,800	(1) 10	1,043	445	10' 9-1/8"	7' 3-1/4"	42 0"	18' 3/8"
ESW4 9-26J18-LP	23,430	33,260	17,180	(2) 15	102,000	(1) 10	1,043	445	10' 9-1/8"	7' 3-1/4"	42 0"	18' 3/8"
ESW4 9-32G18-LP	16,290	23,740	10,070	(2) 5	70,900	(1) 10	1,043	158	8' 3-1/8"	8' 3-1/4"	1' 0"	16' 6-3/8"
ESW4 9-32H18-LP	16,450	23,900	10,070	(2) 7.5	80,600	(1) 10	1,043	158	8' 3-1/8"	8' 3-1/4"	1' 0"	16' 6-3/8"
ESW4 9-32I18-LP	16,570	24,020	10,070	(2) 10	88,200	(1) 10	1,043	158	8' 3-1/8"	8' 3-1/4"	1' 0"	16' 6-3/8"
ESW4 9-32J18-LP	16,850	24,300	10,070	(2) 15	100,000	(1) 10	1,043	158	8' 3-1/8"	8' 3-1/4"	1' 0"	16' 6-3/8"
ESW4 9-33G18-LP	18,050	26,090	11,830	(2) 5	70,900	(1) 10	1,043	230	8' 10-5/8"	8' 3-1/4"	19-1/2"	17' 1-7/8"
ESW4 9-33H18-LP	18,210	26,250	11,830	(2) 7.5	80,600	(1) 10	1,043	230	8' 10-5/8"	8' 3-1/4"	19-1/2"	17' 1-7/8"
ESW4 9-33I18-LP	18,330	26,370	11,830	(2) 10	88,200	(1) 10	1,043	230	8' 10-5/8"	8' 3-1/4"	19-1/2"	17' 1-7/8"
ESW4 9-33J18-LP	18,610	26,650	11,830	(2) 15	100,000	(1) 10	1,043	230	8' 10-5/8"	8' 3-1/4"	19-1/2"	17' 1-7/8"
ESW4 9-34G18-LP	19,800	28,440	13,580	(2) 5	70,900	(1) 10	1,043	302	9' 6-1/8"	8' 3-1/4"	27 0"	17' 9-3/8"
ESW4 9-34H18-LP	19,960	28,600	13,580	(2) 7.5	80,600	(1) 10	1,043	302	9' 6-1/8"	8' 3-1/4"	27 0"	17' 9-3/8"
ESW4 9-34I18-LP	20,080	28,720	13,580	(2) 10	88,200	(1) 10	1,043	302	9' 6-1/8"	8' 3-1/4"	27 0"	17' 9-3/8"
ESW4 9-34J18-LP	20,360	29,000	13,580	(2) 15	100,000	(1) 10	1,043	302	9' 6-1/8"	8' 3-1/4"	27 0"	17' 9-3/8"

1 Model numbers will end in "-Z" for units with Series Flow piping configuration. Series Flow will require crossover piping. Model numbers will include "C" for units with stainless steel coil(s), "R" for units with low sound fan(s).

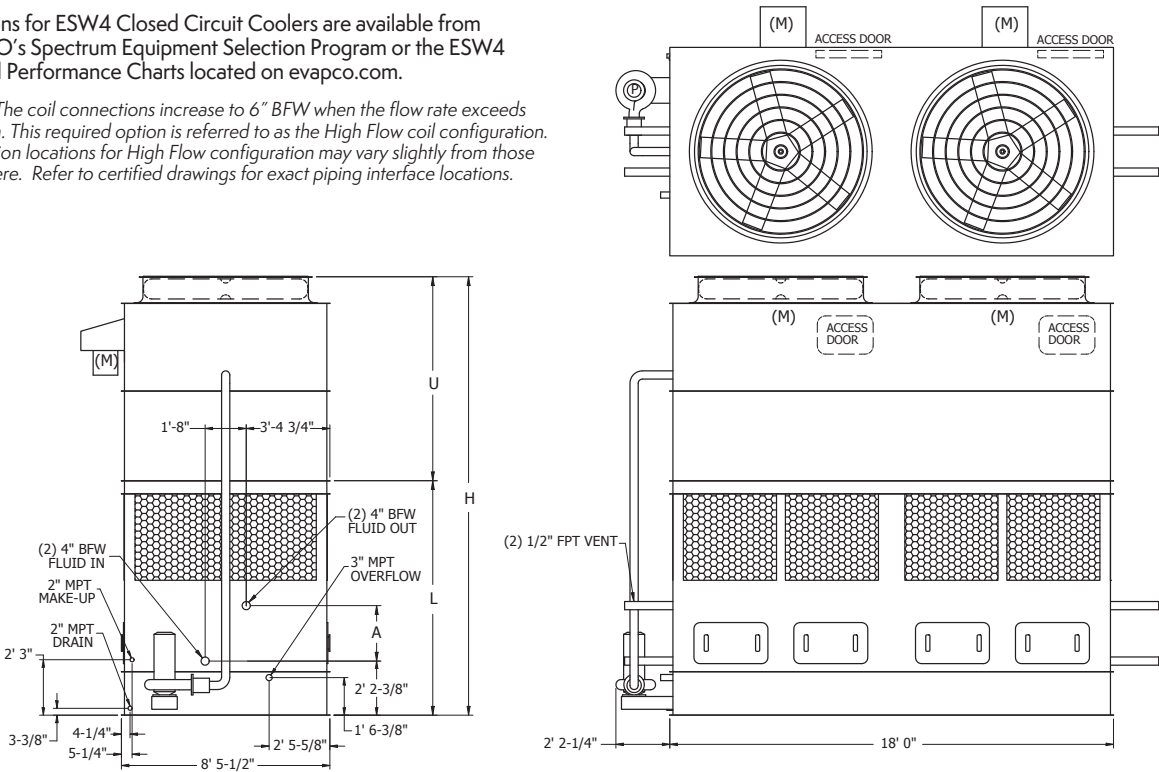
2 Heaviest section is the lower section.

3 Unit dimensions may vary slightly from catalog. See factory certified prints for exact dimensions. Coil connections are 4 inch bevel for weld (BFW). Other connection types such as grooved for mechanical coupling or flanged are also available as options.

ESW4 9-35G18-LP to ESW4 9-46K18-LP

Selections for ESW4 Closed Circuit Coolers are available from EVAPCO's Spectrum Equipment Selection Program or the ESW4 Thermal Performance Charts located on evapco.com.

NOTE: The coil connections increase to 6" BFW when the flow rate exceeds 450 gpm. This required option is referred to as the High Flow coil configuration. Connection locations for High Flow configuration may vary slightly from those shown here. Refer to certified drawings for exact piping interface locations.



Model Number ¹	Weights (lbs.)			Fans		Spray Pump		Coil Volume (gallons)	Dimensions ³			
	Shipping (lbs)	Operating (lbs)	Heaviest Section ² (lbs)	HP	CFM	HP	GPM		Lower L	Upper U	Coil A	Height H
ESW4 9-35G18-LP	21,650	30,890	15,430	(2) 5	70,900	(1) 10	1,043	373	10' 1-5/8"	8' 3-1/4"	34-1/2"	18' 4-7/8"
ESW4 9-35H18-LP	21,810	31,050	15,430	(2) 7.5	80,600	(1) 10	1,043	373	10' 1-5/8"	8' 3-1/4"	34-1/2"	18' 4-7/8"
ESW4 9-35I18-LP	21,930	31,170	15,430	(2) 10	88,200	(1) 10	1,043	373	10' 1-5/8"	8' 3-1/4"	34-1/2"	18' 4-7/8"
ESW4 9-35J18-LP	22,210	31,450	15,430	(2) 15	100,000	(1) 10	1,043	373	10' 1-5/8"	8' 3-1/4"	34-1/2"	18' 4-7/8"
ESW4 9-36G18-LP	23,400	33,240	17,180	(2) 5	70,900	(1) 10	1,043	445	10' 9-1/8"	8' 3-1/4"	42 0"	19' 3/8"
ESW4 9-36H18-LP	23,560	33,400	17,180	(2) 7.5	80,600	(1) 10	1,043	445	10' 9-1/8"	8' 3-1/4"	42 0"	19' 3/8"
ESW4 9-36I18-LP	23,680	33,520	17,180	(2) 10	88,200	(1) 10	1,043	445	10' 9-1/8"	8' 3-1/4"	42 0"	19' 3/8"
ESW4 9-36J18-LP	23,960	33,800	17,180	(2) 15	100,000	(1) 10	1,043	445	10' 9-1/8"	8' 3-1/4"	42 0"	19' 3/8"
ESW4 9-42G18-LP	16,880	24,320	10,080	(2) 5	69,700	(1) 10	1,043	158	8' 3-1/8"	9' 3-1/4"	1' 0"	17' 6-3/8"
ESW4 9-42H18-LP	17,040	24,480	10,080	(2) 7.5	79,300	(1) 10	1,043	158	8' 3-1/8"	9' 3-1/4"	1' 0"	17' 6-3/8"
ESW4 9-42I18-LP	17,160	24,600	10,080	(2) 10	86,800	(1) 10	1,043	158	8' 3-1/8"	9' 3-1/4"	1' 0"	17' 6-3/8"
ESW4 9-42J18-LP	17,440	24,880	10,080	(2) 15	98,400	(1) 10	1,043	158	8' 3-1/8"	9' 3-1/4"	1' 0"	17' 6-3/8"
ESW4 9-42K18-LP	17,640	25,080	10,080	(2) 20	107,600	(1) 10	1,043	158	8' 3-1/8"	9' 3-1/4"	1' 0"	17' 6-3/8"
ESW4 9-43G18-LP	18,640	26,670	11,840	(2) 5	69,700	(1) 10	1,043	230	8' 10-5/8"	9' 3-1/4"	19-1/2"	18' 1-7/8"
ESW4 9-43H18-LP	18,800	26,830	11,840	(2) 7.5	79,300	(1) 10	1,043	230	8' 10-5/8"	9' 3-1/4"	19-1/2"	18' 1-7/8"
ESW4 9-43I18-LP	18,920	26,950	11,840	(2) 10	86,800	(1) 10	1,043	230	8' 10-5/8"	9' 3-1/4"	19-1/2"	18' 1-7/8"
ESW4 9-43J18-LP	19,200	27,230	11,840	(2) 15	98,400	(1) 10	1,043	230	8' 10-5/8"	9' 3-1/4"	19-1/2"	18' 1-7/8"
ESW4 9-43K18-LP	19,400	27,430	11,840	(2) 20	107,600	(1) 10	1,043	230	8' 10-5/8"	9' 3-1/4"	19-1/2"	18' 1-7/8"
ESW4 9-44G18-LP	20,390	29,030	13,590	(2) 5	69,700	(1) 10	1,043	302	9' 6-1/8"	9' 3-1/4"	27 0"	18' 9-3/8"
ESW4 9-44H18-LP	20,550	29,190	13,590	(2) 7.5	79,300	(1) 10	1,043	302	9' 6-1/8"	9' 3-1/4"	27 0"	18' 9-3/8"
ESW4 9-44I18-LP	20,670	29,310	13,590	(2) 10	86,800	(1) 10	1,043	302	9' 6-1/8"	9' 3-1/4"	27 0"	18' 9-3/8"
ESW4 9-44J18-LP	20,950	29,590	13,590	(2) 15	98,400	(1) 10	1,043	302	9' 6-1/8"	9' 3-1/4"	27 0"	18' 9-3/8"
ESW4 9-44K18-LP	21,150	29,790	13,590	(2) 20	107,600	(1) 10	1,043	302	9' 6-1/8"	9' 3-1/4"	27 0"	18' 9-3/8"
ESW4 9-45G18-LP	22,240	31,470	15,440	(2) 5	69,700	(1) 10	1,043	373	10' 1-5/8"	9' 3-1/4"	34-1/2"	19' 4-7/8"
ESW4 9-45H18-LP	22,400	31,630	15,440	(2) 7.5	79,300	(1) 10	1,043	373	10' 1-5/8"	9' 3-1/4"	34-1/2"	19' 4-7/8"
ESW4 9-45I18-LP	22,520	31,750	15,440	(2) 10	86,800	(1) 10	1,043	373	10' 1-5/8"	9' 3-1/4"	34-1/2"	19' 4-7/8"
ESW4 9-45J18-LP	22,800	32,030	15,440	(2) 15	98,400	(1) 10	1,043	373	10' 1-5/8"	9' 3-1/4"	34-1/2"	19' 4-7/8"
ESW4 9-45K18-LP	23,000	32,230	15,440	(2) 20	107,600	(1) 10	1,043	373	10' 1-5/8"	9' 3-1/4"	34-1/2"	19' 4-7/8"
ESW4 9-46G18-LP	23,990	33,830	17,190	(2) 5	69,700	(1) 10	1,043	445	10' 9-1/8"	9' 3-1/4"	42 0"	20' 3/8"
ESW4 9-46H18-LP	24,150	33,990	17,190	(2) 7.5	79,300	(1) 10	1,043	445	10' 9-1/8"	9' 3-1/4"	42 0"	20' 3/8"
ESW4 9-46I18-LP	24,270	34,110	17,190	(2) 10	86,800	(1) 10	1,043	445	10' 9-1/8"	9' 3-1/4"	42 0"	20' 3/8"
ESW4 9-46J18-LP	24,550	34,390	17,190	(2) 15	98,400	(1) 10	1,043	445	10' 9-1/8"	9' 3-1/4"	42 0"	20' 3/8"
ESW4 9-46K18-LP	24,750	34,590	17,190	(2) 20	107,600	(1) 10	1,043	445	10' 9-1/8"	9' 3-1/4"	42 0"	20' 3/8"

1 Model numbers will end in "-Z" for units with Series Flow piping configuration. Series Flow will require crossover piping. Model numbers will include "C" for units with stainless steel coil(s), "R" for units with low sound fan(s).

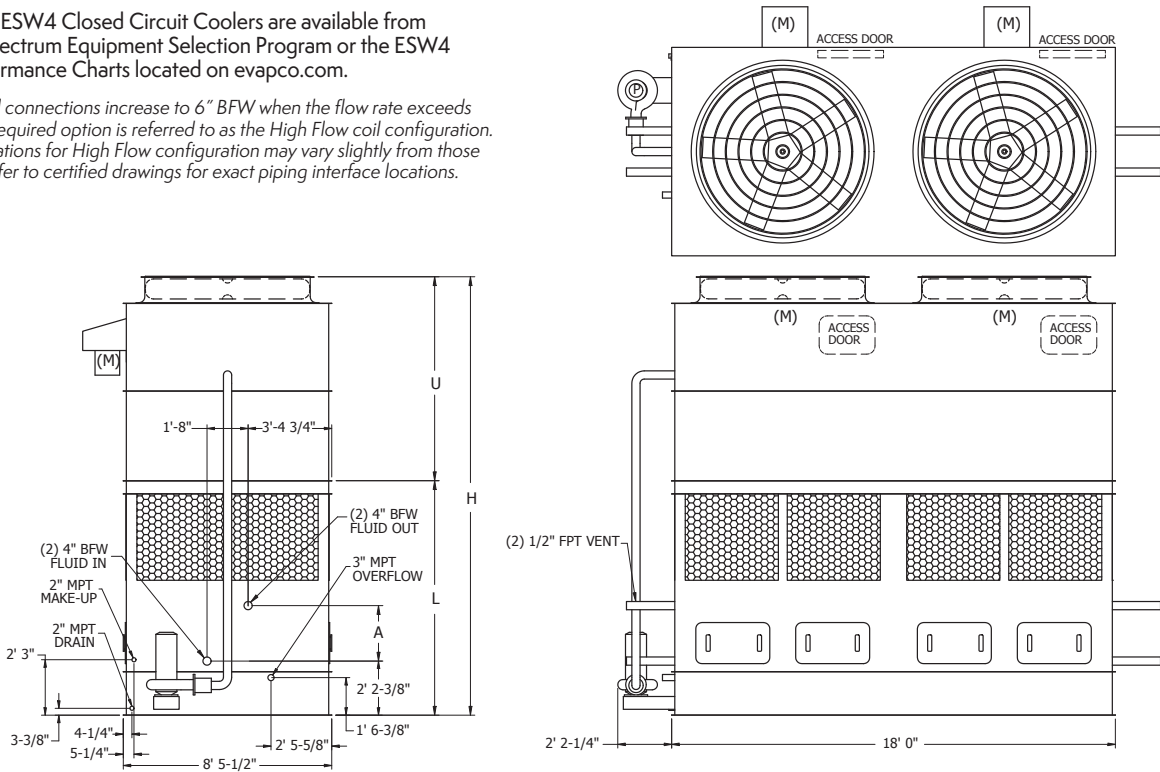
2 Heaviest section is the lower section.

3 Unit dimensions may vary slightly from catalog. See factory certified prints for exact dimensions. Coil connections are 4 inch bevel for weld (BFW). Other connection types such as grooved for mechanical coupling or flanged are also available as options.

ESW4 9-22G18-SP to ESW4 9-34J18-SP

Selections for ESW4 Closed Circuit Coolers are available from EVAPCO's Spectrum Equipment Selection Program or the ESW4 Thermal Performance Charts located on evapco.com.

NOTE: The coil connections increase to 6" BFW when the flow rate exceeds 450 gpm. This required option is referred to as the High Flow coil configuration. Connection locations for High Flow configuration may vary slightly from those shown here. Refer to certified drawings for exact piping interface locations.



Model Number ¹	Weights (lbs.)			Fans		Spray Pump		Coil Volume (gallons)	Dimensions ³			
	Shipping (lbs)	Operating (lbs)	Heaviest Section ² (lbs)	HP	CFM	HP	GPM		Lower L	Upper U	Coil A	Height H
ESW4 9-22G18-SP	15,540	22,990	9,850	(2) 5	72,000	(1) 7.5	928	158	8' 3-1/8"	7' 3-1/4"	1' 0"	15' 6-3/8"
ESW4 9-22H18-SP	15,700	23,150	9,850	(2) 7.5	81,900	(1) 7.5	928	158	8' 3-1/8"	7' 3-1/4"	1' 0"	15' 6-3/8"
ESW4 9-22I18-SP	15,820	23,270	9,850	(2) 10	89,800	(1) 7.5	928	158	8' 3-1/8"	7' 3-1/4"	1' 0"	15' 6-3/8"
ESW4 9-22J18-SP	16,100	23,550	9,850	(2) 15	102,000	(1) 7.5	928	158	8' 3-1/8"	7' 3-1/4"	1' 0"	15' 6-3/8"
ESW4 9-23G18-SP	17,300	25,340	11,610	(2) 5	72,000	(1) 7.5	928	230	8' 10-5/8"	7' 3-1/4"	19-1/2"	16' 1-7/8"
ESW4 9-23H18-SP	17,460	25,500	11,610	(2) 7.5	81,900	(1) 7.5	928	230	8' 10-5/8"	7' 3-1/4"	19-1/2"	16' 1-7/8"
ESW4 9-23I18-SP	17,580	25,620	11,610	(2) 10	89,800	(1) 7.5	928	230	8' 10-5/8"	7' 3-1/4"	19-1/2"	16' 1-7/8"
ESW4 9-23J18-SP	17,860	25,900	11,610	(2) 15	102,000	(1) 7.5	928	230	8' 10-5/8"	7' 3-1/4"	19-1/2"	16' 1-7/8"
ESW4 9-24G18-SP	19,060	27,690	13,370	(2) 5	72,000	(1) 7.5	928	302	9' 6-1/8"	7' 3-1/4"	27-0"	16' 9-3/8"
ESW4 9-24H18-SP	19,220	27,850	13,370	(2) 7.5	81,900	(1) 7.5	928	302	9' 6-1/8"	7' 3-1/4"	27-0"	16' 9-3/8"
ESW4 9-24I18-SP	19,340	27,970	13,370	(2) 10	89,800	(1) 7.5	928	302	9' 6-1/8"	7' 3-1/4"	27-0"	16' 9-3/8"
ESW4 9-24J18-SP	19,620	28,250	13,370	(2) 15	102,000	(1) 7.5	928	302	9' 6-1/8"	7' 3-1/4"	27-0"	16' 9-3/8"
ESW4 9-25G18-SP	20,900	30,140	15,210	(2) 5	72,000	(1) 7.5	928	373	10' 1-5/8"	7' 3-1/4"	34-1/2"	17' 4-7/8"
ESW4 9-25H18-SP	21,060	30,300	15,210	(2) 7.5	81,900	(1) 7.5	928	373	10' 1-5/8"	7' 3-1/4"	34-1/2"	17' 4-7/8"
ESW4 9-25I18-SP	21,180	30,420	15,210	(2) 10	89,800	(1) 7.5	928	373	10' 1-5/8"	7' 3-1/4"	34-1/2"	17' 4-7/8"
ESW4 9-25J18-SP	21,460	30,700	15,210	(2) 15	102,000	(1) 7.5	928	373	10' 1-5/8"	7' 3-1/4"	34-1/2"	17' 4-7/8"
ESW4 9-26G18-SP	22,660	32,490	16,970	(2) 5	72,000	(1) 7.5	928	445	10' 9-1/8"	7' 3-1/4"	42 0"	18' 3/8"
ESW4 9-26H18-SP	22,820	32,650	16,970	(2) 7.5	81,900	(1) 7.5	928	445	10' 9-1/8"	7' 3-1/4"	42 0"	18' 3/8"
ESW4 9-26I18-SP	22,940	32,770	16,970	(2) 10	89,800	(1) 7.5	928	445	10' 9-1/8"	7' 3-1/4"	42 0"	18' 3/8"
ESW4 9-26J18-SP	23,220	33,050	16,970	(2) 15	102,000	(1) 7.5	928	445	10' 9-1/8"	7' 3-1/4"	42 0"	18' 3/8"
ESW4 9-32G18-SP	16,080	23,530	9,860	(2) 5	70,900	(1) 7.5	928	158	8' 3-1/8"	8' 3-1/4"	1' 0"	16' 6-3/8"
ESW4 9-32H18-SP	16,240	23,690	9,860	(2) 7.5	80,600	(1) 7.5	928	158	8' 3-1/8"	8' 3-1/4"	1' 0"	16' 6-3/8"
ESW4 9-32I18-SP	16,360	23,810	9,860	(2) 10	88,200	(1) 7.5	928	158	8' 3-1/8"	8' 3-1/4"	1' 0"	16' 6-3/8"
ESW4 9-32J18-SP	16,640	24,090	9,860	(2) 15	100,000	(1) 7.5	928	158	8' 3-1/8"	8' 3-1/4"	1' 0"	16' 6-3/8"
ESW4 9-33G18-SP	17,840	25,880	11,620	(2) 5	70,900	(1) 7.5	928	230	8' 10-5/8"	8' 3-1/4"	19-1/2"	17' 1-7/8"
ESW4 9-33H18-SP	18,000	26,040	11,620	(2) 7.5	80,600	(1) 7.5	928	230	8' 10-5/8"	8' 3-1/4"	19-1/2"	17' 1-7/8"
ESW4 9-33I18-SP	18,120	26,160	11,620	(2) 10	88,200	(1) 7.5	928	230	8' 10-5/8"	8' 3-1/4"	19-1/2"	17' 1-7/8"
ESW4 9-33J18-SP	18,400	26,440	11,620	(2) 15	100,000	(1) 7.5	928	230	8' 10-5/8"	8' 3-1/4"	19-1/2"	17' 1-7/8"
ESW4 9-34G18-SP	19,590	28,230	13,370	(2) 5	70,900	(1) 7.5	928	302	9' 6-1/8"	8' 3-1/4"	27 0"	17' 9-3/8"
ESW4 9-34H18-SP	19,750	28,390	13,370	(2) 7.5	80,600	(1) 7.5	928	302	9' 6-1/8"	8' 3-1/4"	27 0"	17' 9-3/8"
ESW4 9-34I18-SP	19,870	28,510	13,370	(2) 10	88,200	(1) 7.5	928	302	9' 6-1/8"	8' 3-1/4"	27 0"	17' 9-3/8"
ESW4 9-34J18-SP	20,150	28,790	13,370	(2) 15	100,000	(1) 7.5	928	302	9' 6-1/8"	8' 3-1/4"	27 0"	17' 9-3/8"

1 Model numbers will end in "-Z" for units with Series Flow piping configuration. Series Flow will require crossover piping. Model numbers will include "C" for units with stainless steel coil(s), "R" for units with low sound fan(s).

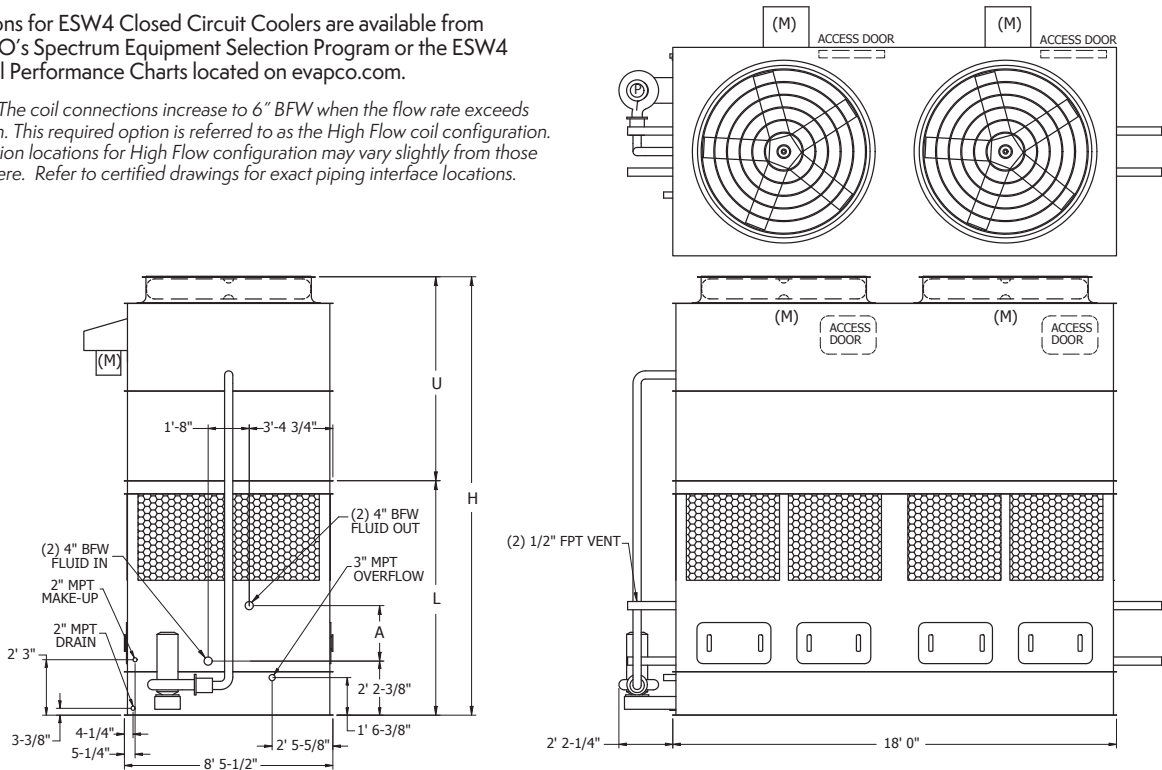
2 Heaviest section is the lower section.

3 Unit dimensions may vary slightly from catalog. See factory certified prints for exact dimensions. Coil connections are 4 inch bevel for weld (BFW). Other connection types such as grooved for mechanical coupling or flanged are also available as options.

ESW4 9-35G18-SP to ESW4 9-46K18-SP

Selections for ESW4 Closed Circuit Coolers are available from EVAPCO's Spectrum Equipment Selection Program or the ESW4 Thermal Performance Charts located on evapco.com.

NOTE: The coil connections increase to 6" BFW when the flow rate exceeds 450 gpm. This required option is referred to as the High Flow coil configuration. Connection locations for High Flow configuration may vary slightly from those shown here. Refer to certified drawings for exact piping interface locations.



Model Number ¹	Weights (lbs.)			Fans		Spray Pump		Coil Volume (gallons)	Dimensions ³			
	Shipping (lbs)	Operating (lbs)	Heaviest Section ² (lbs)	HP	CFM	HP	GPM		Lower L	Upper U	Coil A	Height H
ESW4 9-35G18-SP	21,440	30,680	15,220	(2) 5	70,900	(1) 7.5	928	373	10' 1-5/8"	8' 3-1/4"	34-1/2"	18' 4 7/8"
ESW4 9-35H18-SP	21,600	30,840	15,220	(2) 7.5	80,600	(1) 7.5	928	373	10' 1-5/8"	8' 3-1/4"	34-1/2"	18' 4 7/8"
ESW4 9-35I18-SP	21,720	30,960	15,220	(2) 10	88,200	(1) 7.5	928	373	10' 1-5/8"	8' 3-1/4"	34-1/2"	18' 4 7/8"
ESW4 9-35J18-SP	22,000	31,240	15,220	(2) 15	100,000	(1) 7.5	928	373	10' 1-5/8"	8' 3-1/4"	34-1/2"	18' 4 7/8"
ESW4 9-36G18-SP	23,190	33,030	16,970	(2) 5	70,900	(1) 7.5	928	445	10' 9-1/8"	8' 3-1/4"	42 0"	19' 3/8"
ESW4 9-36H18-SP	23,350	33,190	16,970	(2) 7.5	80,600	(1) 7.5	928	445	10' 9-1/8"	8' 3-1/4"	42 0"	19' 3/8"
ESW4 9-36I18-SP	23,470	33,310	16,970	(2) 10	88,200	(1) 7.5	928	445	10' 9-1/8"	8' 3-1/4"	42 0"	19' 3/8"
ESW4 9-36J18-SP	23,750	33,590	16,970	(2) 15	100,000	(1) 7.5	928	445	10' 9-1/8"	8' 3-1/4"	42 0"	19' 3/8"
ESW4 9-42G18-SP	16,670	24,110	9,870	(2) 5	69,700	(1) 7.5	928	158	8' 3-1/8"	9' 3-1/4"	1' 0"	17' 6 3/8"
ESW4 9-42H18-SP	16,830	24,270	9,870	(2) 7.5	79,300	(1) 7.5	928	158	8' 3-1/8"	9' 3-1/4"	1' 0"	17' 6 3/8"
ESW4 9-42I18-SP	16,950	24,390	9,870	(2) 10	86,800	(1) 7.5	928	158	8' 3-1/8"	9' 3-1/4"	1' 0"	17' 6 3/8"
ESW4 9-42J18-SP	17,230	24,670	9,870	(2) 15	98,400	(1) 7.5	928	158	8' 3-1/8"	9' 3-1/4"	1' 0"	17' 6 3/8"
ESW4 9-42K18-SP	17,430	24,870	9,870	(2) 20	107,600	(1) 7.5	928	158	8' 3-1/8"	9' 3-1/4"	1' 0"	17' 6 3/8"
ESW4 9-43G18-SP	18,430	26,460	11,630	(2) 5	69,700	(1) 7.5	928	230	8' 10-5/8"	9' 3-1/4"	19-1/2"	18' 1 7/8"
ESW4 9-43H18-SP	18,590	26,620	11,630	(2) 7.5	79,300	(1) 7.5	928	230	8' 10-5/8"	9' 3-1/4"	19-1/2"	18' 1 7/8"
ESW4 9-43I18-SP	18,710	26,740	11,630	(2) 10	86,800	(1) 7.5	928	230	8' 10-5/8"	9' 3-1/4"	19-1/2"	18' 1 7/8"
ESW4 9-43J18-SP	18,990	27,020	11,630	(2) 15	98,400	(1) 7.5	928	230	8' 10-5/8"	9' 3-1/4"	19-1/2"	18' 1 7/8"
ESW4 9-43K18-SP	19,190	27,220	11,630	(2) 20	107,600	(1) 7.5	928	230	8' 10-5/8"	9' 3-1/4"	19-1/2"	18' 1 7/8"
ESW4 9-44G18-SP	20,180	28,820	13,380	(2) 5	69,700	(1) 7.5	928	302	9' 6-1/8"	9' 3-1/4"	27 0"	18' 9 3/8"
ESW4 9-44H18-SP	20,340	28,980	13,380	(2) 7.5	79,300	(1) 7.5	928	302	9' 6-1/8"	9' 3-1/4"	27 0"	18' 9 3/8"
ESW4 9-44I18-SP	20,460	29,100	13,380	(2) 10	86,800	(1) 7.5	928	302	9' 6-1/8"	9' 3-1/4"	27 0"	18' 9 3/8"
ESW4 9-44J18-SP	20,740	29,380	13,380	(2) 15	98,400	(1) 7.5	928	302	9' 6-1/8"	9' 3-1/4"	27 0"	18' 9 3/8"
ESW4 9-44K18-SP	20,940	29,580	13,380	(2) 20	107,600	(1) 7.5	928	302	9' 6-1/8"	9' 3-1/4"	27 0"	18' 9 3/8"
ESW4 9-45G18-SP	22,030	31,260	15,230	(2) 5	69,700	(1) 7.5	928	373	10' 1-5/8"	9' 3-1/4"	34-1/2"	19' 4 7/8"
ESW4 9-45H18-SP	22,190	31,420	15,230	(2) 7.5	79,300	(1) 7.5	928	373	10' 1-5/8"	9' 3-1/4"	34-1/2"	19' 4 7/8"
ESW4 9-45I18-SP	22,310	31,540	15,230	(2) 10	86,800	(1) 7.5	928	373	10' 1-5/8"	9' 3-1/4"	34-1/2"	19' 4 7/8"
ESW4 9-45J18-SP	22,590	31,820	15,230	(2) 15	98,400	(1) 7.5	928	373	10' 1-5/8"	9' 3-1/4"	34-1/2"	19' 4 7/8"
ESW4 9-45K18-SP	22,790	32,020	15,230	(2) 20	107,600	(1) 7.5	928	373	10' 1-5/8"	9' 3-1/4"	34-1/2"	19' 4 7/8"
ESW4 9-46G18-SP	23,780	33,620	16,980	(2) 5	69,700	(1) 7.5	928	445	10' 9-1/8"	9' 3-1/4"	42 0"	20' 3/8"
ESW4 9-46H18-SP	23,940	33,780	16,980	(2) 7.5	79,300	(1) 7.5	928	445	10' 9-1/8"	9' 3-1/4"	42 0"	20' 3/8"
ESW4 9-46I18-SP	24,060	33,900	16,980	(2) 10	86,800	(1) 7.5	928	445	10' 9-1/8"	9' 3-1/4"	42 0"	20' 3/8"
ESW4 9-46J18-SP	24,340	34,180	16,980	(2) 15	98,400	(1) 7.5	928	445	10' 9-1/8"	9' 3-1/4"	42 0"	20' 3/8"
ESW4 9-46K18-SP	24,540	34,380	16,980	(2) 20	107,600	(1) 7.5	928	445	10' 9-1/8"	9' 3-1/4"	42 0"	20' 3/8"

1 Model numbers will end in "-Z" for units with Series Flow piping configuration. Series Flow will require crossover piping. Model numbers will include "C" for units with stainless steel coil(s), "R" for units with low sound fan(s).

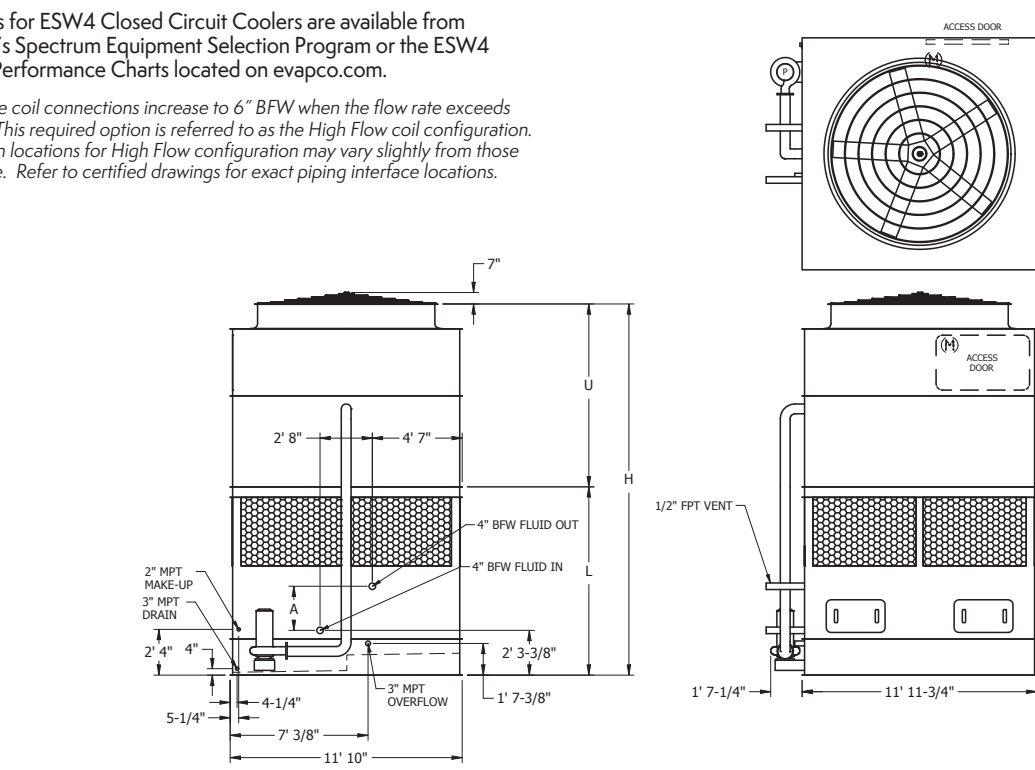
2 Heaviest section is the lower section.

3 Unit dimensions may vary slightly from catalog. See factory certified prints for exact dimensions. Coil connections are 4 inch bevel for weld (BFW). Other connection types such as grooved for mechanical coupling or flanged are also available as options.

ESW4 12-22I12-LP to 12-26M12-LP

Selections for ESW4 Closed Circuit Coolers are available from EVAPCO's Spectrum Equipment Selection Program or the ESW4 Thermal Performance Charts located on evapco.com.

NOTE: The coil connections increase to 6" BFW when the flow rate exceeds 450 gpm. This required option is referred to as the High Flow coil configuration. Connection locations for High Flow configuration may vary slightly from those shown here. Refer to certified drawings for exact piping interface locations.



Model Number ¹	Weights (lbs.)			Fans		Spray Pump		Coil Volume (gallons)	Dimensions ³			
	Shipping (lbs)	Operating (lbs)	Heaviest Section ² (lbs)	HP	CFM	HP	GPM		Lower L	Upper U	Coil A	Height H
ESW4 12-22I12-LP	13,285	20,505	8,335	10	71,600	(1) 10	1,033	137	8' 4-1/8"	8' 4"	1' 0"	16' 8-1/8"
ESW4 12-22J12-LP	13,355	20,575	8,335	15	81,400	(1) 10	1,033	137	8' 4-1/8"	8' 4"	1' 0"	16' 8-1/8"
ESW4 12-22K12-LP	13,405	20,625	8,335	20	89,200	(1) 10	1,033	137	8' 4-1/8"	8' 4"	1' 0"	16' 8-1/8"
ESW4 12-22L12-LP	13,455	20,675	8,335	25	95,800	(1) 10	1,033	137	8' 4-1/8"	8' 4"	1' 0"	16' 8-1/8"
ESW4 12-22M12-LP	13,555	20,775	8,335	30	101,500	(1) 10	1,033	137	8' 4-1/8"	8' 4"	1' 0"	16' 8-1/8"
ESW4 12-23I12-LP	14,810	22,560	9,860	10	71,600	(1) 10	1,033	200	8' 11-5/8"	8' 4"	19-1/2"	17' 3-5/8"
ESW4 12-23J12-LP	14,880	22,630	9,860	15	81,400	(1) 10	1,033	200	8' 11-5/8"	8' 4"	19-1/2"	17' 3-5/8"
ESW4 12-23K12-LP	14,930	22,680	9,860	20	89,200	(1) 10	1,033	200	8' 11-5/8"	8' 4"	19-1/2"	17' 3-5/8"
ESW4 12-23L12-LP	14,980	22,730	9,860	25	95,800	(1) 10	1,033	200	8' 11-5/8"	8' 4"	19-1/2"	17' 3-5/8"
ESW4 12-23M12-LP	15,080	22,830	9,860	30	101,500	(1) 10	1,033	200	8' 11-5/8"	8' 4"	19-1/2"	17' 3-5/8"
ESW4 12-24I12-LP	16,315	24,585	11,365	10	71,600	(1) 10	1,033	264	9' 7-1/8"	8' 4"	27 0"	17' 11-1/8"
ESW4 12-24J12-LP	16,385	24,655	11,365	15	81,400	(1) 10	1,033	264	9' 7-1/8"	8' 4"	27 0"	17' 11-1/8"
ESW4 12-24K12-LP	16,435	24,705	11,365	20	89,200	(1) 10	1,033	264	9' 7-1/8"	8' 4"	27 0"	17' 11-1/8"
ESW4 12-24L12-LP	16,485	24,755	11,365	25	95,800	(1) 10	1,033	264	9' 7-1/8"	8' 4"	27 0"	17' 11-1/8"
ESW4 12-24M12-LP	16,585	24,855	11,365	30	101,500	(1) 10	1,033	264	9' 7-1/8"	8' 4"	27 0"	17' 11-1/8"
ESW4 12-25I12-LP	17,920	26,720	12,970	10	71,600	(1) 10	1,033	327	10' 2-5/8"	8' 4"	34-1/2"	18' 6-5/8"
ESW4 12-25J12-LP	17,990	26,790	12,970	15	81,400	(1) 10	1,033	327	10' 2-5/8"	8' 4"	34-1/2"	18' 6-5/8"
ESW4 12-25K12-LP	18,040	26,840	12,970	20	89,200	(1) 10	1,033	327	10' 2-5/8"	8' 4"	34-1/2"	18' 6-5/8"
ESW4 12-25L12-LP	18,090	26,890	12,970	25	95,800	(1) 10	1,033	327	10' 2-5/8"	8' 4"	34-1/2"	18' 6-5/8"
ESW4 12-25M12-LP	18,190	26,990	12,970	30	101,500	(1) 10	1,033	327	10' 2-5/8"	8' 4"	34-1/2"	18' 6-5/8"
ESW4 12-26I12-LP	19,430	28,760	14,480	10	71,600	(1) 10	1,033	391	10' 10-1/8"	8' 4"	42 0"	19' 2-1/8"
ESW4 12-26J12-LP	19,500	28,830	14,480	15	81,400	(1) 10	1,033	391	10' 10-1/8"	8' 4"	42 0"	19' 2-1/8"
ESW4 12-26K12-LP	19,550	28,880	14,480	20	89,200	(1) 10	1,033	391	10' 10-1/8"	8' 4"	42 0"	19' 2-1/8"
ESW4 12-26L12-LP	19,600	28,930	14,480	25	95,800	(1) 10	1,033	391	10' 10-1/8"	8' 4"	42 0"	19' 2-1/8"
ESW4 12-26M12-LP	19,700	29,030	14,480	30	101,500	(1) 10	1,033	391	10' 10-1/8"	8' 4"	42 0"	19' 2-1/8"

1 Model numbers will end in "-Z" for units with Series Flow piping configuration. Series Flow will require crossover piping. Model numbers will include "C" for units with stainless steel coil(s), "R" for units with low sound fan(s).

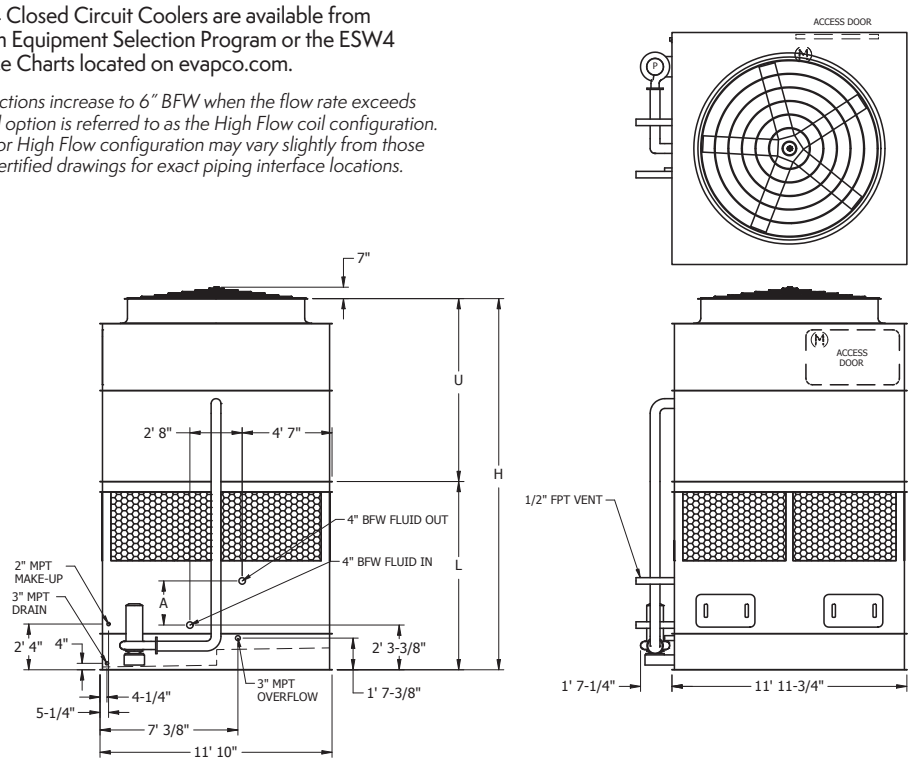
2 Heaviest section is the lower section.

3 Unit dimensions may vary slightly from catalog. See factory certified prints for exact dimensions. Coil connections are 4 inch bevel for weld (BFW). Other connection types such as grooved for mechanical coupling or flanged are also available as options.

ESW4 12-32I12-LP to 12-36M12-LP

Selections for ESW4 Closed Circuit Coolers are available from EVAPCO's Spectrum Equipment Selection Program or the ESW4 Thermal Performance Charts located on evapco.com.

NOTE: The coil connections increase to 6" BFW when the flow rate exceeds 450 gpm. This required option is referred to as the High Flow coil configuration. Connection locations for High Flow configuration may vary slightly from those shown here. Refer to certified drawings for exact piping interface locations.



Model Number ¹	Weights (lbs.)			Fans		Spray Pump		Coil Volume (gallons)	Dimensions ³			
	Shipping (lbs)	Operating (lbs)	Heaviest Section ² (lbs)	HP	CFM	HP	GPM		Lower L	Upper U	Coil A	Height H
ESW4 12-32I12-LP	13,795	21,015	8,335	10	70,500	(1) 10	1,033	137	8' 4-1/8"	9' 4"	1' 0"	17' 8-1/8"
ESW4 12-32J12-LP	13,865	21,085	8,335	15	80,000	(1) 10	1,033	137	8' 4-1/8"	9' 4"	1' 0"	17' 8-1/8"
ESW4 12-32K12-LP	13,915	21,135	8,335	20	87,600	(1) 10	1,033	137	8' 4-1/8"	9' 4"	1' 0"	17' 8-1/8"
ESW4 12-32L12-LP	13,965	21,185	8,335	25	93,900	(1) 10	1,033	137	8' 4-1/8"	9' 4"	1' 0"	17' 8-1/8"
ESW4 12-32M12-LP	14,065	21,285	8,335	30	99,500	(1) 10	1,033	137	8' 4-1/8"	9' 4"	1' 0"	17' 8-1/8"
ESW4 12-33I12-LP	15,320	23,070	9,860	10	70,500	(1) 10	1,033	200	8' 11-5/8"	9' 4"	19-1/2"	18' 3-5/8"
ESW4 12-33J12-LP	15,390	23,140	9,860	15	80,000	(1) 10	1,033	200	8' 11-5/8"	9' 4"	19-1/2"	18' 3-5/8"
ESW4 12-33K12-LP	15,440	23,190	9,860	20	87,600	(1) 10	1,033	200	8' 11-5/8"	9' 4"	19-1/2"	18' 3-5/8"
ESW4 12-33L12-LP	15,490	23,240	9,860	25	93,900	(1) 10	1,033	200	8' 11-5/8"	9' 4"	19-1/2"	18' 3-5/8"
ESW4 12-33M12-LP	15,590	23,340	9,860	30	99,500	(1) 10	1,033	200	8' 11-5/8"	9' 4"	19-1/2"	18' 3-5/8"
ESW4 12-34I12-LP	16,825	25,095	11,365	10	70,500	(1) 10	1,033	264	9' 7-1/8"	9' 4"	27 0"	18' 11-1/8"
ESW4 12-34J12-LP	16,895	25,165	11,365	15	80,000	(1) 10	1,033	264	9' 7-1/8"	9' 4"	27 0"	18' 11-1/8"
ESW4 12-34K12-LP	16,945	25,215	11,365	20	87,600	(1) 10	1,033	264	9' 7-1/8"	9' 4"	27 0"	18' 11-1/8"
ESW4 12-34L12-LP	16,995	25,265	11,365	25	93,900	(1) 10	1,033	264	9' 7-1/8"	9' 4"	27 0"	18' 11-1/8"
ESW4 12-34M12-LP	17,095	25,365	11,365	30	99,500	(1) 10	1,033	264	9' 7-1/8"	9' 4"	27 0"	18' 11-1/8"
ESW4 12-35I12-LP	18,430	27,230	12,970	10	70,500	(1) 10	1,033	327	10' 2-5/8"	9' 4"	34-1/2"	19' 6-5/8"
ESW4 12-35J12-LP	18,500	27,300	12,970	15	80,000	(1) 10	1,033	327	10' 2-5/8"	9' 4"	34-1/2"	19' 6-5/8"
ESW4 12-35K12-LP	18,550	27,350	12,970	20	87,600	(1) 10	1,033	327	10' 2-5/8"	9' 4"	34-1/2"	19' 6-5/8"
ESW4 12-35L12-LP	18,600	27,400	12,970	25	93,900	(1) 10	1,033	327	10' 2-5/8"	9' 4"	34-1/2"	19' 6-5/8"
ESW4 12-35M12-LP	18,700	27,500	12,970	30	99,500	(1) 10	1,033	327	10' 2-5/8"	9' 4"	34-1/2"	19' 6-5/8"
ESW4 12-36I12-LP	19,940	29,270	14,480	10	70,500	(1) 10	1,033	391	10' 10-1/8"	9' 4"	42 0"	20' 2-1/8"
ESW4 12-36J12-LP	20,010	29,340	14,480	15	80,000	(1) 10	1,033	391	10' 10-1/8"	9' 4"	42 0"	20' 2-1/8"
ESW4 12-36K12-LP	20,060	29,390	14,480	20	87,600	(1) 10	1,033	391	10' 10-1/8"	9' 4"	42 0"	20' 2-1/8"
ESW4 12-36L12-LP	20,110	29,440	14,480	25	93,900	(1) 10	1,033	391	10' 10-1/8"	9' 4"	42 0"	20' 2-1/8"
ESW4 12-36M12-LP	20,210	29,540	14,480	30	99,500	(1) 10	1,033	391	10' 10-1/8"	9' 4"	42 0"	20' 2-1/8"

1 Model numbers will end in "-Z" for units with Series Flow piping configuration. Series Flow will require crossover piping. Model numbers will include "C" for units with stainless steel coil(s), "R" for units with low sound fan(s).

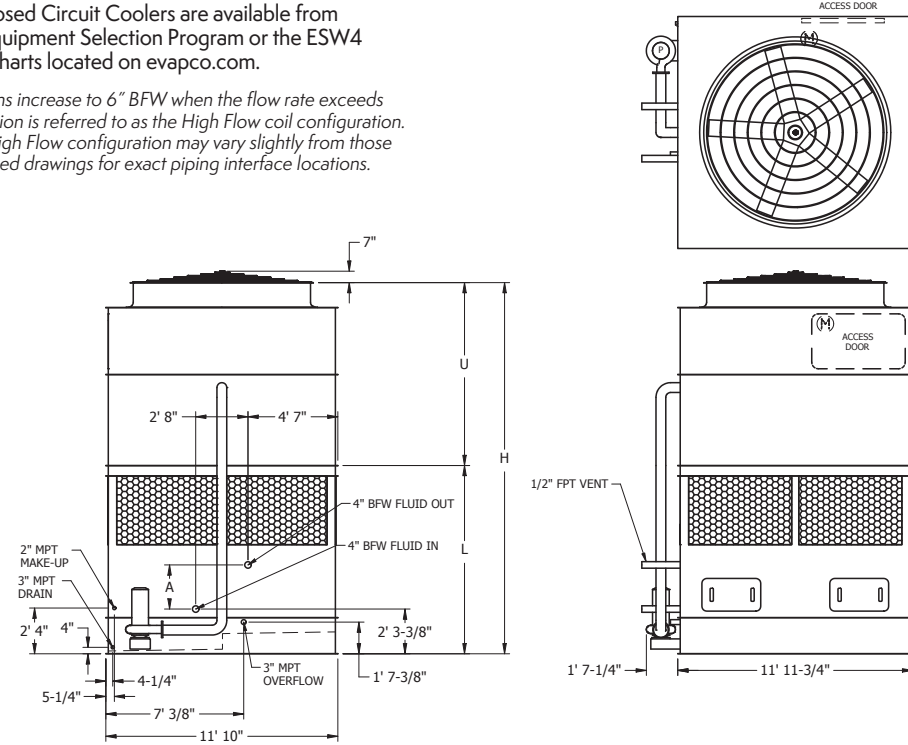
2 Heaviest section is the lower section.

3 Unit dimensions may vary slightly from catalog. See factory certified prints for exact dimensions. Coil connections are 4 inch bevel for weld (BFW). Other connection types such as grooved for mechanical coupling or flanged are also available as options.

ESW4 12-42I12-LP to 12-46N12-LP

Selections for ESW4 Closed Circuit Coolers are available from EVAPCO's Spectrum Equipment Selection Program or the ESW4 Thermal Performance Charts located on evapco.com.

NOTE: The coil connections increase to 6" BFW when the flow rate exceeds 450 gpm. This required option is referred to as the High Flow coil configuration. Connection locations for High Flow configuration may vary slightly from those shown here. Refer to certified drawings for exact piping interface locations.



Model Number ¹	Weights (lbs.)			Fans		Spray Pump		Coil Volume (gallons)	Dimensions ³			
	Shipping (lbs)	Operating (lbs)	Heaviest Section ² (lbs)	HP	CFM	HP	GPM		Lower L	Upper U	Coil A	Height H
ESW4 12-42I12-LP	14,285	21,505	8,335	10	69,300	(1) 10	1,033	137	8' 4-1/8"	10' 4"	1' 0"	18' 8-1/8"
ESW4 12-42J12-LP	14,355	21,575	8,335	15	78,800	(1) 10	1,033	137	8' 4-1/8"	10' 4"	1' 0"	18' 8-1/8"
ESW4 12-42K12-LP	14,405	21,625	8,335	20	86,200	(1) 10	1,033	137	8' 4-1/8"	10' 4"	1' 0"	18' 8-1/8"
ESW4 12-42L12-LP	14,455	21,675	8,335	25	92,400	(1) 10	1,033	137	8' 4-1/8"	10' 4"	1' 0"	18' 8-1/8"
ESW4 12-42M12-LP	14,555	21,775	8,335	30	97,800	(1) 10	1,033	137	8' 4-1/8"	10' 4"	1' 0"	18' 8-1/8"
ESW4 12-42N12-LP	14,805	22,025	8,335	40	107,100	(1) 10	1,033	137	8' 4-1/8"	10' 4"	1' 0"	18' 8-1/8"
ESW4 12-43I12-LP	15,810	23,560	9,860	10	69,300	(1) 10	1,033	200	8' 11-5/8"	10' 4"	19-1/2"	19' 3-5/8"
ESW4 12-43J12-LP	15,880	23,630	9,860	15	78,800	(1) 10	1,033	200	8' 11-5/8"	10' 4"	19-1/2"	19' 3-5/8"
ESW4 12-43K12-LP	15,930	23,680	9,860	20	86,200	(1) 10	1,033	200	8' 11-5/8"	10' 4"	19-1/2"	19' 3-5/8"
ESW4 12-43L12-LP	15,980	23,730	9,860	25	92,400	(1) 10	1,033	200	8' 11-5/8"	10' 4"	19-1/2"	19' 3-5/8"
ESW4 12-43M12-LP	16,080	23,830	9,860	30	97,800	(1) 10	1,033	200	8' 11-5/8"	10' 4"	19-1/2"	19' 3-5/8"
ESW4 12-43N12-LP	16,330	24,080	9,860	40	107,100	(1) 10	1,033	200	8' 11-5/8"	10' 4"	19-1/2"	19' 3-5/8"
ESW4 12-44I12-LP	17,315	25,585	11,365	10	69,300	(1) 10	1,033	264	9' 7-1/8"	10' 4"	27 0"	19' 11-1/8"
ESW4 12-44J12-LP	17,385	25,655	11,365	15	78,800	(1) 10	1,033	264	9' 7-1/8"	10' 4"	27 0"	19' 11-1/8"
ESW4 12-44K12-LP	17,435	25,705	11,365	20	86,200	(1) 10	1,033	264	9' 7-1/8"	10' 4"	27 0"	19' 11-1/8"
ESW4 12-44L12-LP	17,485	25,755	11,365	25	92,400	(1) 10	1,033	264	9' 7-1/8"	10' 4"	27 0"	19' 11-1/8"
ESW4 12-44M12-LP	17,585	25,855	11,365	30	97,800	(1) 10	1,033	264	9' 7-1/8"	10' 4"	27 0"	19' 11-1/8"
ESW4 12-44N12-LP	17,835	26,105	11,365	40	107,100	(1) 10	1,033	264	9' 7-1/8"	10' 4"	27 0"	19' 11-1/8"
ESW4 12-45I12-LP	18,920	27,720	12,970	10	69,300	(1) 10	1,033	327	10' 2-5/8"	10' 4"	34 1/2"	20' 6-5/8"
ESW4 12-45J12-LP	18,990	27,790	12,970	15	78,800	(1) 10	1,033	327	10' 2-5/8"	10' 4"	34 1/2"	20' 6-5/8"
ESW4 12-45K12-LP	19,040	27,840	12,970	20	86,200	(1) 10	1,033	327	10' 2-5/8"	10' 4"	34 1/2"	20' 6-5/8"
ESW4 12-45L12-LP	19,090	27,890	12,970	25	92,400	(1) 10	1,033	327	10' 2-5/8"	10' 4"	34 1/2"	20' 6-5/8"
ESW4 12-45M12-LP	19,190	27,990	12,970	30	97,800	(1) 10	1,033	327	10' 2-5/8"	10' 4"	34 1/2"	20' 6-5/8"
ESW4 12-45N12-LP	19,440	28,240	12,970	40	107,100	(1) 10	1,033	327	10' 2-5/8"	10' 4"	34 1/2"	20' 6-5/8"
ESW4 12-46I12-LP	20,430	29,760	14,480	10	69,300	(1) 10	1,033	391	10' 10-1/8"	10' 4"	42 0"	21' 2-1/8"
ESW4 12-46J12-LP	20,500	29,830	14,480	15	78,800	(1) 10	1,033	391	10' 10-1/8"	10' 4"	42 0"	21' 2-1/8"
ESW4 12-46K12-LP	20,550	29,880	14,480	20	86,200	(1) 10	1,033	391	10' 10-1/8"	10' 4"	42 0"	21' 2-1/8"
ESW4 12-46L12-LP	20,600	29,930	14,480	25	92,400	(1) 10	1,033	391	10' 10-1/8"	10' 4"	42 0"	21' 2-1/8"
ESW4 12-46M12-LP	20,700	30,030	14,480	30	97,800	(1) 10	1,033	391	10' 10-1/8"	10' 4"	42 0"	21' 2-1/8"
ESW4 12-46N12-LP	20,950	30,280	14,480	40	107,100	(1) 10	1,033	391	10' 10-1/8"	10' 4"	42 0"	21' 2-1/8"

1 Model numbers will end in "-Z" for units with Series Flow piping configuration. Series Flow will require crossover piping. Model numbers will include "C" for units with stainless steel coil(s), "R" for units with low sound fan(s).

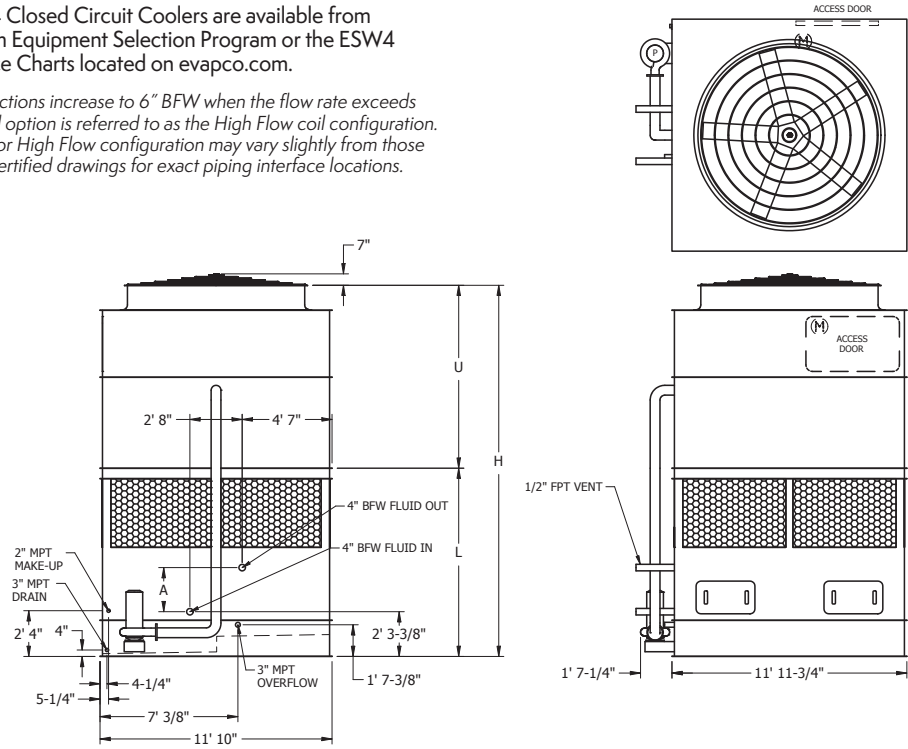
2 Heaviest section is the lower section.

3 Unit dimensions may vary slightly from catalog. See factory certified prints for exact dimensions. Coil connections are 4 inch bevel for weld (BFW). Other connection types such as grooved for mechanical coupling or flanged are also available as options.

ESW4 12-22I12-SP to 12-26M12-SP

Selections for ESW4 Closed Circuit Coolers are available from EVAPCO's Spectrum Equipment Selection Program or the ESW4 Thermal Performance Charts located on evapco.com.

NOTE: The coil connections increase to 6" BFW when the flow rate exceeds 450 gpm. This required option is referred to as the High Flow coil configuration. Connection locations for High Flow configuration may vary slightly from those shown here. Refer to certified drawings for exact piping interface locations.



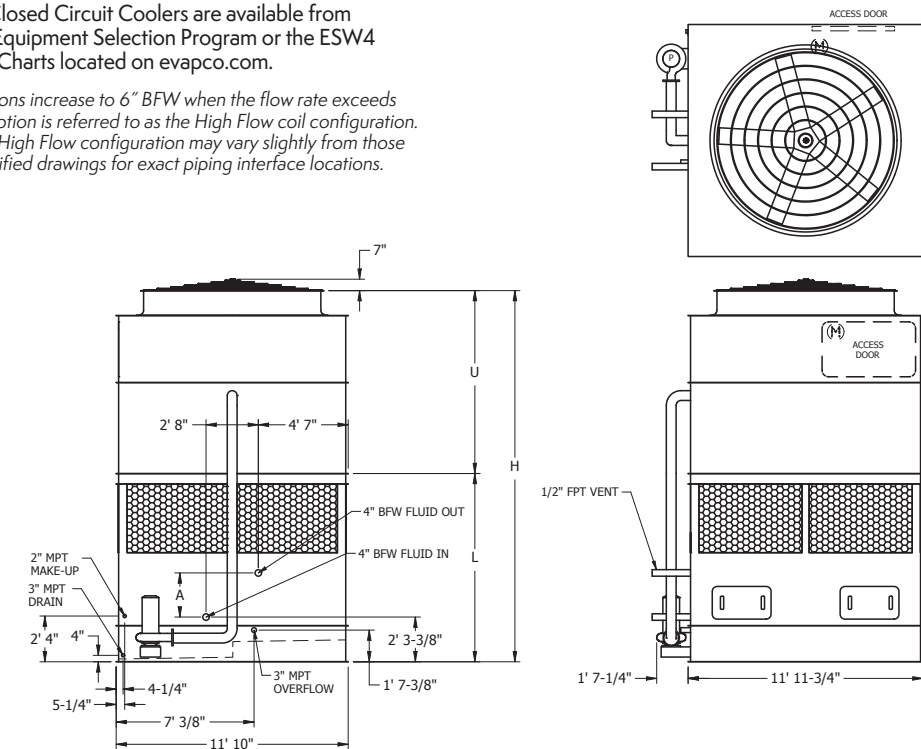
Model Number ¹	Weights (lbs.)			Fans		Spray Pump		Coil Volume (gallons)	Dimensions ³			
	Shipping (lbs)	Operating (lbs)	Heaviest Section ² (lbs)	HP	CFM	HP	GPM		Lower L	Upper U	Coil A	Height H
ESW4 12-22I12-SP	13,075	20,295	8,125	10	71,600	(1) 7.5	919	137	8' 4-1/8"	8' 4"	1' 0"	16' 8-1/8"
ESW4 12-22J12-SP	13,145	20,365	8,125	15	81,400	(1) 7.5	919	137	8' 4-1/8"	8' 4"	1' 0"	16' 8-1/8"
ESW4 12-22K12-SP	13,195	20,415	8,125	20	89,200	(1) 7.5	919	137	8' 4-1/8"	8' 4"	1' 0"	16' 8-1/8"
ESW4 12-22L12-SP	13,245	20,465	8,125	25	95,800	(1) 7.5	919	137	8' 4-1/8"	8' 4"	1' 0"	16' 8-1/8"
ESW4 12-22M12-SP	13,345	20,565	8,125	30	101,500	(1) 7.5	919	137	8' 4-1/8"	8' 4"	1' 0"	16' 8-1/8"
ESW4 12-23I12-SP	14,600	22,350	9,650	10	71,600	(1) 7.5	919	200	8' 11-5/8"	8' 4"	19-1/2"	17' 3-5/8"
ESW4 12-23J12-SP	14,670	22,420	9,650	15	81,400	(1) 7.5	919	200	8' 11-5/8"	8' 4"	19-1/2"	17' 3-5/8"
ESW4 12-23K12-SP	14,720	22,470	9,650	20	89,200	(1) 7.5	919	200	8' 11-5/8"	8' 4"	19-1/2"	17' 3-5/8"
ESW4 12-23L12-SP	14,770	22,520	9,650	25	95,800	(1) 7.5	919	200	8' 11-5/8"	8' 4"	19-1/2"	17' 3-5/8"
ESW4 12-23M12-SP	14,870	22,620	9,650	30	101,500	(1) 7.5	919	200	8' 11-5/8"	8' 4"	19-1/2"	17' 3-5/8"
ESW4 12-24I12-SP	16,105	24,375	11,155	10	71,600	(1) 7.5	919	264	9' 7-1/8"	8' 4"	27 0"	17' 11-1/8"
ESW4 12-24J12-SP	16,175	24,445	11,155	15	81,400	(1) 7.5	919	264	9' 7-1/8"	8' 4"	27 0"	17' 11-1/8"
ESW4 12-24K12-SP	16,225	24,495	11,155	20	89,200	(1) 7.5	919	264	9' 7-1/8"	8' 4"	27 0"	17' 11-1/8"
ESW4 12-24L12-SP	16,275	24,545	11,155	25	95,800	(1) 7.5	919	264	9' 7-1/8"	8' 4"	27 0"	17' 11-1/8"
ESW4 12-24M12-SP	16,375	24,645	11,155	30	101,500	(1) 7.5	919	264	9' 7-1/8"	8' 4"	27 0"	17' 11-1/8"
ESW4 12-25I12-SP	17,710	26,510	12,760	10	71,600	(1) 7.5	919	327	10' 2-5/8"	8' 4"	34-1/2"	18' 6-5/8"
ESW4 12-25J12-SP	17,780	26,580	12,760	15	81,400	(1) 7.5	919	327	10' 2-5/8"	8' 4"	34-1/2"	18' 6-5/8"
ESW4 12-25K12-SP	17,830	26,630	12,760	20	89,200	(1) 7.5	919	327	10' 2-5/8"	8' 4"	34-1/2"	18' 6-5/8"
ESW4 12-25L12-SP	17,880	26,680	12,760	25	95,800	(1) 7.5	919	327	10' 2-5/8"	8' 4"	34-1/2"	18' 6-5/8"
ESW4 12-25M12-SP	17,980	26,780	12,760	30	101,500	(1) 7.5	919	327	10' 2-5/8"	8' 4"	34-1/2"	18' 6-5/8"
ESW4 12-26I12-SP	19,220	28,550	14,270	10	71,600	(1) 7.5	919	391	10' 10-1/8"	8' 4"	42 0"	19' 2-1/8"
ESW4 12-26J12-SP	19,290	28,620	14,270	15	81,400	(1) 7.5	919	391	10' 10-1/8"	8' 4"	42 0"	19' 2-1/8"
ESW4 12-26K12-SP	19,340	28,670	14,270	20	89,200	(1) 7.5	919	391	10' 10-1/8"	8' 4"	42 0"	19' 2-1/8"
ESW4 12-26L12-SP	19,390	28,720	14,270	25	95,800	(1) 7.5	919	391	10' 10-1/8"	8' 4"	42 0"	19' 2-1/8"
ESW4 12-26M12-SP	19,490	28,820	14,270	30	101,500	(1) 7.5	919	391	10' 10-1/8"	8' 4"	42 0"	19' 2-1/8"

1 Model numbers will end in "-Z" for units with Series Flow piping configuration. Series Flow will require crossover piping. Model numbers will include "C" for units with stainless steel coil(s). "R" for units with low sound fan(s).
2 Heaviest section is the lower section.
3 Unit dimensions may vary slightly from catalog. See factory certified prints for exact dimensions. Coil connections are 4 inch bevel for weld (BFW). Other connection types such as grooved for mechanical coupling or flanged are also available as options.

ESW4 12-32I12-SP to 12-36M12-SP

Selections for ESW4 Closed Circuit Coolers are available from EVAPCO's Spectrum Equipment Selection Program or the ESW4 Thermal Performance Charts located on evapco.com.

NOTE: The coil connections increase to 6" BFW when the flow rate exceeds 450 gpm. This required option is referred to as the High Flow coil configuration. Connection locations for High Flow configuration may vary slightly from those shown here. Refer to certified drawings for exact piping interface locations.



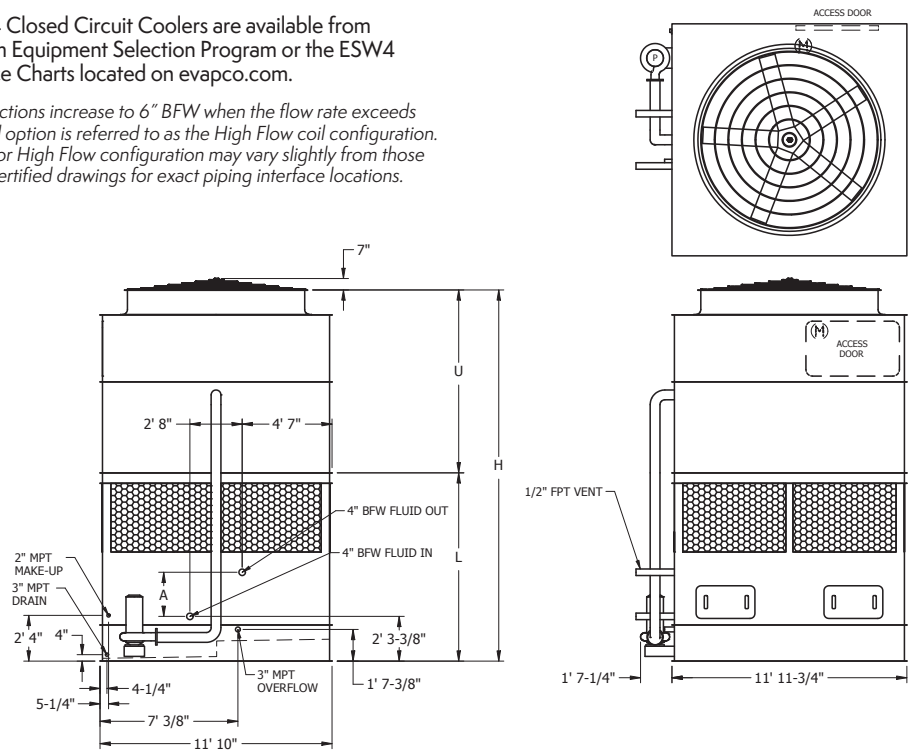
Model Number ¹	Weights (lbs.)			Fans		Spray Pump		Coil Volume (gallons)	Dimensions ³			
	Shipping (lbs)	Operating (lbs)	Heaviest Section ² (lbs)	HP	CFM	HP	GPM		Lower L	Upper U	Coil A	Height H
ESW4 12-32I12-SP	13,585	20,805	8,125	10	70,500	(1) 7.5	919	137	8' 4-1/8"	9' 4"	1' 0"	17' 8-1/8"
ESW4 12-32J12-SP	13,655	20,875	8,125	15	80,000	(1) 7.5	919	137	8' 4-1/8"	9' 4"	1' 0"	17' 8-1/8"
ESW4 12-32K12-SP	13,705	20,925	8,125	20	87,600	(1) 7.5	919	137	8' 4-1/8"	9' 4"	1' 0"	17' 8-1/8"
ESW4 12-32L12-SP	13,755	20,975	8,125	25	93,900	(1) 7.5	919	137	8' 4-1/8"	9' 4"	1' 0"	17' 8-1/8"
ESW4 12-32M12-SP	13,855	21,075	8,125	30	99,500	(1) 7.5	919	137	8' 4-1/8"	9' 4"	1' 0"	17' 8-1/8"
ESW4 12-33I12-SP	15,110	22,860	9,650	10	70,500	(1) 7.5	919	200	8' 11-5/8"	9' 4"	19-1/2"	18' 3-5/8"
ESW4 12-33J12-SP	15,180	22,930	9,650	15	80,000	(1) 7.5	919	200	8' 11-5/8"	9' 4"	19-1/2"	18' 3-5/8"
ESW4 12-33K12-SP	15,230	22,980	9,650	20	87,600	(1) 7.5	919	200	8' 11-5/8"	9' 4"	19-1/2"	18' 3-5/8"
ESW4 12-33L12-SP	15,280	23,030	9,650	25	93,900	(1) 7.5	919	200	8' 11-5/8"	9' 4"	19-1/2"	18' 3-5/8"
ESW4 12-33M12-SP	15,380	23,130	9,650	30	99,500	(1) 7.5	919	200	8' 11-5/8"	9' 4"	19-1/2"	18' 3-5/8"
ESW4 12-34I12-SP	16,615	24,885	11,155	10	70,500	(1) 7.5	919	264	9' 7-1/8"	9' 4"	27 0"	18' 11-1/8"
ESW4 12-34J12-SP	16,685	24,955	11,155	15	80,000	(1) 7.5	919	264	9' 7-1/8"	9' 4"	27 0"	18' 11-1/8"
ESW4 12-34K12-SP	16,735	25,005	11,155	20	87,600	(1) 7.5	919	264	9' 7-1/8"	9' 4"	27 0"	18' 11-1/8"
ESW4 12-34L12-SP	16,785	25,055	11,155	25	93,900	(1) 7.5	919	264	9' 7-1/8"	9' 4"	27 0"	18' 11-1/8"
ESW4 12-34M12-SP	16,885	25,155	11,155	30	99,500	(1) 7.5	919	264	9' 7-1/8"	9' 4"	27 0"	18' 11-1/8"
ESW4 12-35I12-SP	18,220	27,020	12,760	10	70,500	(1) 7.5	919	327	10' 2-5/8"	9' 4"	34-1/2"	19' 6-5/8"
ESW4 12-35J12-SP	18,290	27,090	12,760	15	80,000	(1) 7.5	919	327	10' 2-5/8"	9' 4"	34-1/2"	19' 6-5/8"
ESW4 12-35K12-SP	18,340	27,140	12,760	20	87,600	(1) 7.5	919	327	10' 2-5/8"	9' 4"	34-1/2"	19' 6-5/8"
ESW4 12-35L12-SP	18,390	27,190	12,760	25	93,900	(1) 7.5	919	327	10' 2-5/8"	9' 4"	34-1/2"	19' 6-5/8"
ESW4 12-35M12-SP	18,490	27,290	12,760	30	99,500	(1) 7.5	919	327	10' 2-5/8"	9' 4"	34-1/2"	19' 6-5/8"
ESW4 12-36I12-SP	19,730	29,060	14,270	10	70,500	(1) 7.5	919	391	10' 10-1/8"	9' 4"	42 0"	20' 2-1/8"
ESW4 12-36J12-SP	19,800	29,130	14,270	15	80,000	(1) 7.5	919	391	10' 10-1/8"	9' 4"	42 0"	20' 2-1/8"
ESW4 12-36K12-SP	19,850	29,180	14,270	20	87,600	(1) 7.5	919	391	10' 10-1/8"	9' 4"	42 0"	20' 2-1/8"
ESW4 12-36L12-SP	19,900	29,230	14,270	25	93,900	(1) 7.5	919	391	10' 10-1/8"	9' 4"	42 0"	20' 2-1/8"
ESW4 12-36M12-SP	20,000	29,330	14,270	30	99,500	(1) 7.5	919	391	10' 10-1/8"	9' 4"	42 0"	20' 2-1/8"

1 Model numbers will end in "-Z" for units with Series Flow piping configuration. Series Flow will require crossover piping. Model numbers will include "C" for units with stainless steel coil(s). "R" for units with low sound fan(s).
2 Heaviest section is the lower section.
3 Unit dimensions may vary slightly from catalog. See factory certified prints for exact dimensions. Coil connections are 4 inch bevel for weld (BFW). Other connection types such as grooved for mechanical coupling or flanged are also available as options.

ESW4 12-42I12-SP to 12-46N12-SP

Selections for ESW4 Closed Circuit Coolers are available from EVAPCO's Spectrum Equipment Selection Program or the ESW4 Thermal Performance Charts located on evapco.com.

NOTE: The coil connections increase to 6" BFW when the flow rate exceeds 450 gpm. This required option is referred to as the High Flow coil configuration. Connection locations for High Flow configuration may vary slightly from those shown here. Refer to certified drawings for exact piping interface locations.



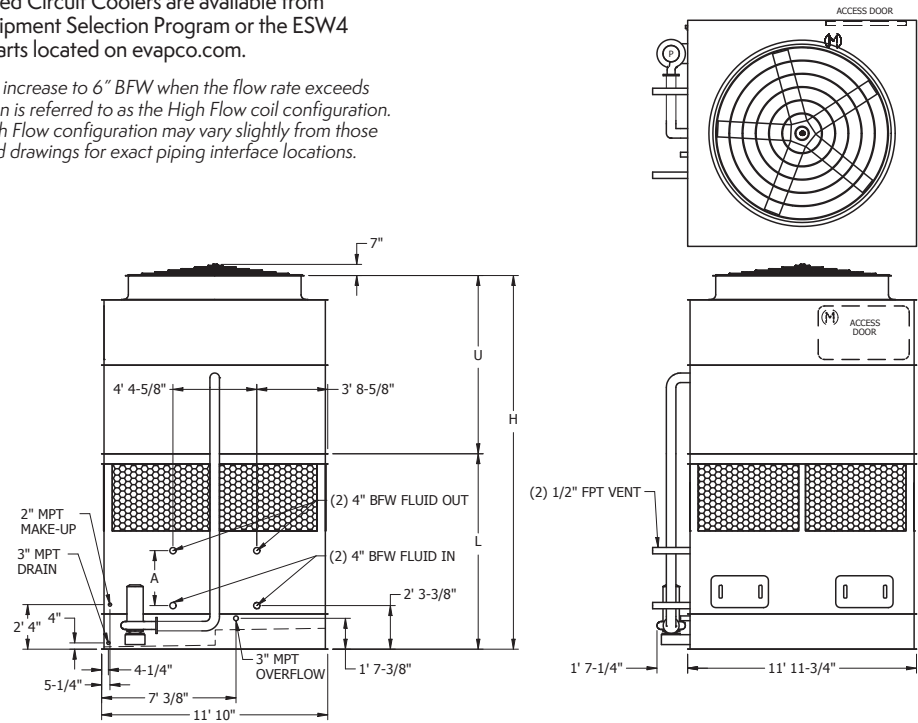
Model Number ¹	Weights (lbs.)			Fans		Spray Pump		Coil Volume (gallons)	Dimensions ³			
	Shipping (lbs)	Operating (lbs)	Heaviest Section ² (lbs)	HP	CFM	HP	GPM		Lower L	Upper U	Coil A	Height H
ESW4 12-42I12-SP	14,075	21,295	8,125	10	69,300	(1) 7.5	919	137	8' 4-1/8"	10' 4"	1' 0"	18' 8-1/8"
ESW4 12-42J12-SP	14,145	21,365	8,125	15	78,800	(1) 7.5	919	137	8' 4-1/8"	10' 4"	1' 0"	18' 8-1/8"
ESW4 12-42K12-SP	14,195	21,415	8,125	20	86,200	(1) 7.5	919	137	8' 4-1/8"	10' 4"	1' 0"	18' 8-1/8"
ESW4 12-42L12-SP	14,245	21,465	8,125	25	92,400	(1) 7.5	919	137	8' 4-1/8"	10' 4"	1' 0"	18' 8-1/8"
ESW4 12-42M12-SP	14,345	21,565	8,125	30	97,800	(1) 7.5	919	137	8' 4-1/8"	10' 4"	1' 0"	18' 8-1/8"
ESW4 12-42N12-SP	14,595	21,815	8,125	40	107,100	(1) 7.5	919	137	8' 4-1/8"	10' 4"	1' 0"	18' 8-1/8"
ESW4 12-43I12-SP	15,600	23,350	9,650	10	69,300	(1) 7.5	919	200	8' 11-5/8"	10' 4"	19-1/2"	19' 3-5/8"
ESW4 12-43J12-SP	15,670	23,420	9,650	15	78,800	(1) 7.5	919	200	8' 11-5/8"	10' 4"	19-1/2"	19' 3-5/8"
ESW4 12-43K12-SP	15,720	23,470	9,650	20	86,200	(1) 7.5	919	200	8' 11-5/8"	10' 4"	19-1/2"	19' 3-5/8"
ESW4 12-43L12-SP	15,770	23,520	9,650	25	92,400	(1) 7.5	919	200	8' 11-5/8"	10' 4"	19-1/2"	19' 3-5/8"
ESW4 12-43M12-SP	15,870	23,620	9,650	30	97,800	(1) 7.5	919	200	8' 11-5/8"	10' 4"	19-1/2"	19' 3-5/8"
ESW4 12-43N12-SP	16,120	23,870	9,650	40	107,100	(1) 7.5	919	200	8' 11-5/8"	10' 4"	19-1/2"	19' 3-5/8"
ESW4 12-44I12-SP	17,105	25,375	11,155	10	69,300	(1) 7.5	919	264	9' 7-1/8"	10' 4"	27 0"	19' 11-1/8"
ESW4 12-44J12-SP	17,175	25,445	11,155	15	78,800	(1) 7.5	919	264	9' 7-1/8"	10' 4"	27 0"	19' 11-1/8"
ESW4 12-44K12-SP	17,225	25,495	11,155	20	86,200	(1) 7.5	919	264	9' 7-1/8"	10' 4"	27 0"	19' 11-1/8"
ESW4 12-44L12-SP	17,275	25,545	11,155	25	92,400	(1) 7.5	919	264	9' 7-1/8"	10' 4"	27 0"	19' 11-1/8"
ESW4 12-44M12-SP	17,375	25,645	11,155	30	97,800	(1) 7.5	919	264	9' 7-1/8"	10' 4"	27 0"	19' 11-1/8"
ESW4 12-44N12-SP	17,625	25,895	11,155	40	107,100	(1) 7.5	919	264	9' 7-1/8"	10' 4"	27 0"	19' 11-1/8"
ESW4 12-45I12-SP	18,710	27,510	12,760	10	69,300	(1) 7.5	919	327	10' 2-5/8"	10' 4"	34-1/2"	20' 6-5/8"
ESW4 12-45J12-SP	18,780	27,580	12,760	15	78,800	(1) 7.5	919	327	10' 2-5/8"	10' 4"	34-1/2"	20' 6-5/8"
ESW4 12-45K12-SP	18,830	27,630	12,760	20	86,200	(1) 7.5	919	327	10' 2-5/8"	10' 4"	34-1/2"	20' 6-5/8"
ESW4 12-45L12-SP	18,880	27,680	12,760	25	92,400	(1) 7.5	919	327	10' 2-5/8"	10' 4"	34-1/2"	20' 6-5/8"
ESW4 12-45M12-SP	18,980	27,780	12,760	30	97,800	(1) 7.5	919	327	10' 2-5/8"	10' 4"	34-1/2"	20' 6-5/8"
ESW4 12-45N12-SP	19,230	28,030	12,760	40	107,100	(1) 7.5	919	327	10' 2-5/8"	10' 4"	34-1/2"	20' 6-5/8"
ESW4 12-46I12-SP	20,220	29,550	14,270	10	69,300	(1) 7.5	919	391	10' 10-1/8"	10' 4"	42 0"	21' 2-1/8"
ESW4 12-46J12-SP	20,290	29,620	14,270	15	78,800	(1) 7.5	919	391	10' 10-1/8"	10' 4"	42 0"	21' 2-1/8"
ESW4 12-46K12-SP	20,340	29,670	14,270	20	86,200	(1) 7.5	919	391	10' 10-1/8"	10' 4"	42 0"	21' 2-1/8"
ESW4 12-46L12-SP	20,390	29,720	14,270	25	92,400	(1) 7.5	919	391	10' 10-1/8"	10' 4"	42 0"	21' 2-1/8"
ESW4 12-46M12-SP	20,490	29,820	14,270	30	97,800	(1) 7.5	919	391	10' 10-1/8"	10' 4"	42 0"	21' 2-1/8"
ESW4 12-46N12-SP	20,740	30,070	14,270	40	107,100	(1) 7.5	919	391	10' 10-1/8"	10' 4"	42 0"	21' 2-1/8"

1 Model numbers will end in "-Z" for units with Series Flow piping configuration. Series Flow will require crossover piping. Model numbers will include "C" for units with stainless steel coil(s), "R" for units with low sound fan(s).
2 Heaviest section is the lower section.
3 Unit dimensions may vary slightly from catalog. See factory certified prints for exact dimensions. Coil connections are 4 inch bevel for weld (BFW). Other connection types such as grooved for mechanical coupling or flanged are also available as options.

ESW4 12-25I12-LF to 12-36M12-LF

Selections for ESW4 Closed Circuit Coolers are available from EVAPCO's Spectrum Equipment Selection Program or the ESW4 Thermal Performance Charts located on evapco.com.

NOTE: The coil connections increase to 6" BFW when the flow rate exceeds 450 gpm. This required option is referred to as the High Flow coil configuration. Connection locations for High Flow configuration may vary slightly from those shown here. Refer to certified drawings for exact piping interface locations.



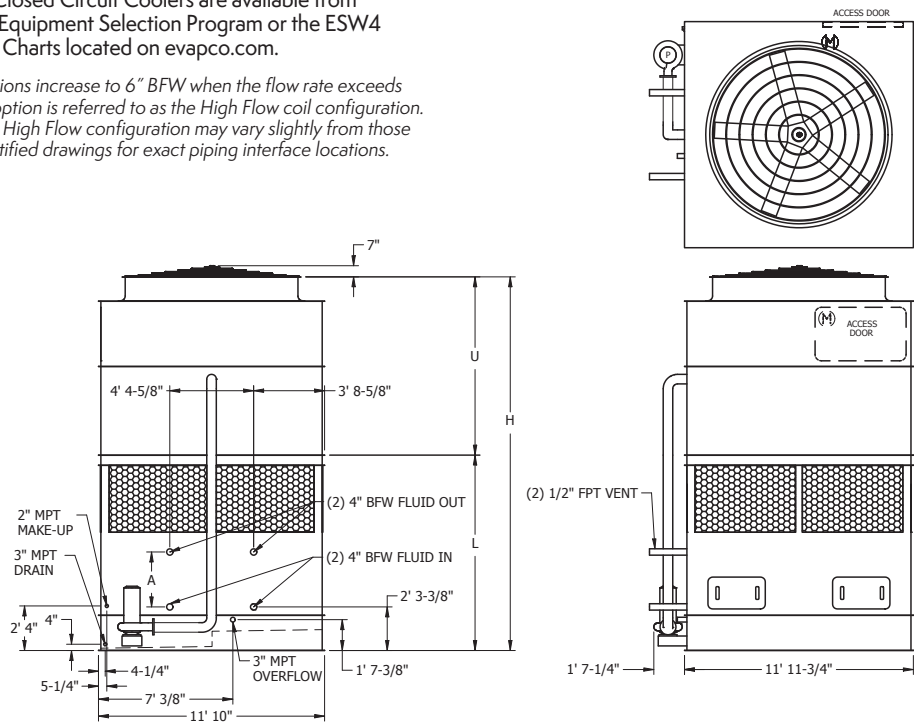
Model Number ¹	Weights (lbs.)			Fans		Spray Pump		Coil Volume (gallons)	Dimensions ³			
	Shipping (lbs)	Operating (lbs)	Heaviest Section ² (lbs)	HP	CFM	HP	GPM		Lower L	Upper U	Coil A	Height H
ESW4 12-25I12-LF	21,360	31,520	16,410	10	71,600	(1) 10	1,033	489	10' 2-5/8"	8' 4"	34-1/2"	18' 6-5/8"
ESW4 12-25J12-LF	21,430	31,590	16,410	15	81,400	(1) 10	1,033	489	10' 2-5/8"	8' 4"	34-1/2"	18' 6-5/8"
ESW4 12-25K12-LF	21,480	31,640	16,410	20	89,200	(1) 10	1,033	489	10' 2-5/8"	8' 4"	34-1/2"	18' 6-5/8"
ESW4 12-25L12-LF	21,530	31,690	16,410	25	95,800	(1) 10	1,033	489	10' 2-5/8"	8' 4"	34-1/2"	18' 6-5/8"
ESW4 12-25M12-LF	21,630	31,790	16,410	30	101,500	(1) 10	1,033	489	10' 2-5/8"	8' 4"	34-1/2"	18' 6-5/8"
ESW4 12-26I12-LF	23,560	34,510	18,610	10	71,600	(1) 10	1,033	584	10' 10-1/8"	8' 4"	42 0"	19' 2-1/8"
ESW4 12-26J12-LF	23,630	34,580	18,610	15	81,400	(1) 10	1,033	584	10' 10-1/8"	8' 4"	42 0"	19' 2-1/8"
ESW4 12-26K12-LF	23,680	34,630	18,610	20	89,200	(1) 10	1,033	584	10' 10-1/8"	8' 4"	42 0"	19' 2-1/8"
ESW4 12-26L12-LF	23,730	34,680	18,610	25	95,800	(1) 10	1,033	584	10' 10-1/8"	8' 4"	42 0"	19' 2-1/8"
ESW4 12-26M12-LF	23,830	34,780	18,610	30	101,500	(1) 10	1,033	584	10' 10-1/8"	8' 4"	42 0"	19' 2-1/8"
ESW4 12-35I12-LF	21,870	32,030	16,410	10	70,500	(1) 10	1,033	489	10' 2-5/8"	9' 4"	34-1/2"	19' 6-5/8"
ESW4 12-35J12-LF	21,940	32,100	16,410	15	80,000	(1) 10	1,033	489	10' 2-5/8"	9' 4"	34-1/2"	19' 6-5/8"
ESW4 12-35K12-LF	21,990	32,150	16,410	20	87,600	(1) 10	1,033	489	10' 2-5/8"	9' 4"	34-1/2"	19' 6-5/8"
ESW4 12-35L12-LF	22,040	32,200	16,410	25	93,900	(1) 10	1,033	489	10' 2-5/8"	9' 4"	34-1/2"	19' 6-5/8"
ESW4 12-35M12-LF	22,140	32,300	16,410	30	99,500	(1) 10	1,033	489	10' 2-5/8"	9' 4"	34-1/2"	19' 6-5/8"
ESW4 12-36I12-LF	24,070	35,020	18,610	10	70,500	(1) 10	1,033	584	10' 10-1/8"	9' 4"	42 0"	20' 2-1/8"
ESW4 12-36J12-LF	24,140	35,090	18,610	15	80,000	(1) 10	1,033	584	10' 10-1/8"	9' 4"	42 0"	20' 2-1/8"
ESW4 12-36K12-LF	24,190	35,140	18,610	20	87,600	(1) 10	1,033	584	10' 10-1/8"	9' 4"	42 0"	20' 2-1/8"
ESW4 12-36L12-LF	24,240	35,190	18,610	25	93,900	(1) 10	1,033	584	10' 10-1/8"	9' 4"	42 0"	20' 2-1/8"
ESW4 12-36M12-LF	24,340	35,290	18,610	30	99,500	(1) 10	1,033	584	10' 10-1/8"	9' 4"	42 0"	20' 2-1/8"

1 Model numbers will end in "-Z" for units with Series Flow piping configuration. Series Flow will require crossover piping. Model numbers will include "C" for units with stainless steel coil(s), "R" for units with low sound fan(s).
2 Heaviest section is the lower section.
3 Unit dimensions may vary slightly from catalog. See factory certified prints for exact dimensions. Coil connections are 4 inch bevel for weld (BFW). Other connection types such as grooved for mechanical coupling or flanged are also available as options.

ESW4 12-45I12-LF to 12-26M12-SF

Selections for ESW4 Closed Circuit Coolers are available from EVAPCO's Spectrum Equipment Selection Program or the ESW4 Thermal Performance Charts located on evapco.com.

NOTE: The coil connections increase to 6" BFW when the flow rate exceeds 450 gpm. This required option is referred to as the High Flow coil configuration. Connection locations for High Flow configuration may vary slightly from those shown here. Refer to certified drawings for exact piping interface locations.



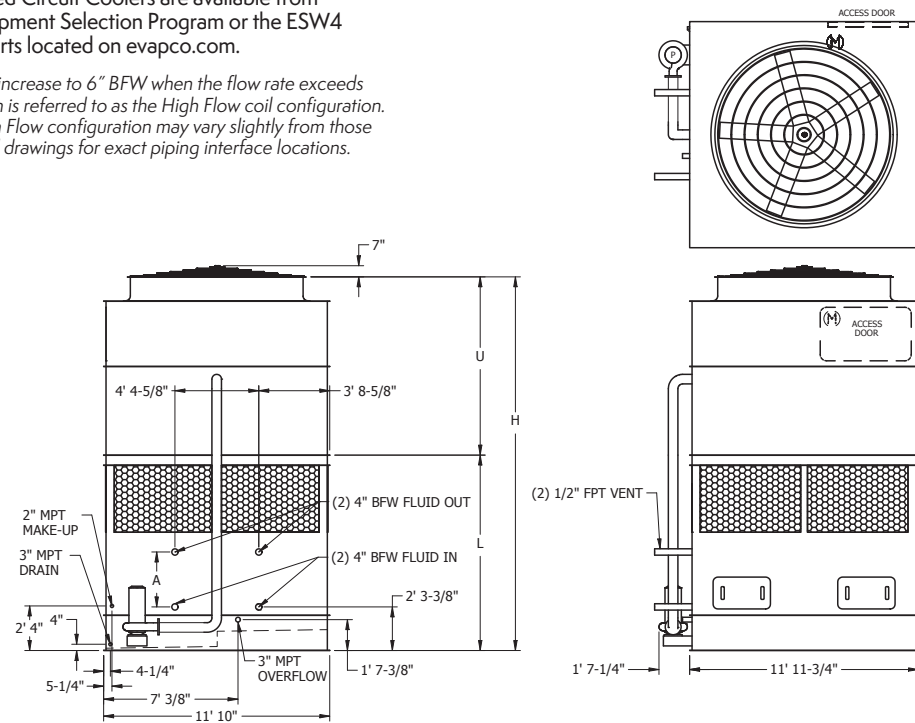
Model Number ¹	Weights (lbs.)			Fans		Spray Pump		Coil Volume (gallons)	Dimensions ³			
	Shipping (lbs)	Operating (lbs)	Heaviest Section ² (lbs)	HP	CFM	HP	GPM		Lower L	Upper U	Coil A	Height H
ESW4 12-45I12-LF	22,360	32,520	16,410	10	69,300	(1) 10	1,033	489	10' 2-5/8"	10' 4"	34-1/2"	20' 6-5/8"
ESW4 12-45J12-LF	22,430	32,590	16,410	15	78,800	(1) 10	1,033	489	10' 2-5/8"	10' 4"	34-1/2"	20' 6-5/8"
ESW4 12-45K12-LF	22,480	32,640	16,410	20	86,200	(1) 10	1,033	489	10' 2-5/8"	10' 4"	34-1/2"	20' 6-5/8"
ESW4 12-45L12-LF	22,530	32,690	16,410	25	92,400	(1) 10	1,033	489	10' 2-5/8"	10' 4"	34-1/2"	20' 6-5/8"
ESW4 12-45M12-LF	22,630	32,790	16,410	30	97,800	(1) 10	1,033	489	10' 2-5/8"	10' 4"	34-1/2"	20' 6-5/8"
ESW4 12-45N12-LF	22,880	33,040	16,410	40	107,100	(1) 10	1,033	489	10' 2-5/8"	10' 4"	34-1/2"	20' 6-5/8"
ESW4 12-46I12-LF	24,560	35,510	18,610	10	69,300	(1) 10	1,033	584	10' 10-1/8"	10' 4"	42 0"	21' 2-1/8"
ESW4 12-46J12-LF	24,630	35,580	18,610	15	78,800	(1) 10	1,033	584	10' 10-1/8"	10' 4"	42 0"	21' 2-1/8"
ESW4 12-46K12-LF	24,680	35,630	18,610	20	86,200	(1) 10	1,033	584	10' 10-1/8"	10' 4"	42 0"	21' 2-1/8"
ESW4 12-46L12-LF	24,730	35,680	18,610	25	92,400	(1) 10	1,033	584	10' 10-1/8"	10' 4"	42 0"	21' 2-1/8"
ESW4 12-46M12-LF	24,830	35,780	18,610	30	97,800	(1) 10	1,033	584	10' 10-1/8"	10' 4"	42 0"	21' 2-1/8"
ESW4 12-46N12-LF	25,080	36,030	18,610	40	107,100	(1) 10	1,033	584	10' 10-1/8"	10' 4"	42 0"	21' 2-1/8"
ESW4 12-25I12-SF	21,150	31,310	16,200	10	716,00	(1) 7.5	919	489	10' 2-5/8"	8' 4"	34-1/2"	18' 6-5/8"
ESW4 12-25J12-SF	21,220	31,380	16,200	15	81,400	(1) 7.5	919	489	10' 2-5/8"	8' 4"	34-1/2"	18' 6-5/8"
ESW4 12-25K12-SF	21,270	31,430	16,200	20	89,200	(1) 7.5	919	489	10' 2-5/8"	8' 4"	34-1/2"	18' 6-5/8"
ESW4 12-25L12-SF	21,320	31,480	16,200	25	95,800	(1) 7.5	919	489	10' 2-5/8"	8' 4"	34-1/2"	18' 6-5/8"
ESW4 12-25M12-SF	21,420	31,580	16,200	30	101,500	(1) 7.5	919	489	10' 2-5/8"	8' 4"	34-1/2"	18' 6-5/8"
ESW4 12-26I12-SF	23,350	34,300	18,400	10	716,00	(1) 7.5	919	584	10' 10-1/8"	8' 4"	42 0"	19' 2-1/8"
ESW4 12-26J12-SF	23,420	34,370	18,400	15	81,400	(1) 7.5	919	584	10' 10-1/8"	8' 4"	42 0"	19' 2-1/8"
ESW4 12-26K12-SF	23,470	34,420	18,400	20	89,200	(1) 7.5	919	584	10' 10-1/8"	8' 4"	42 0"	19' 2-1/8"
ESW4 12-26L12-SF	23,520	34,470	18,400	25	95,800	(1) 7.5	919	584	10' 10-1/8"	8' 4"	42 0"	19' 2-1/8"
ESW4 12-26M12-SF	23,620	34,570	18,400	30	101,500	(1) 7.5	919	584	10' 10-1/8"	8' 4"	42 0"	19' 2-1/8"

1 Model numbers will end in "-Z" for units with Series Flow piping configuration. Series Flow will require crossover piping. Model numbers will include "C" for units with stainless steel coil(s), "R" for units with low sound fan(s).
2 Heaviest section is the lower section.
3 Unit dimensions may vary slightly from catalog. See factory certified prints for exact dimensions. Coil connections are 4 inch bevel for weld (BFW). Other connection types such as grooved for mechanical coupling or flanged are also available as options.

ESW4 12-35I12-SF to 12-46N12-SF

Selections for ESW4 Closed Circuit Coolers are available from EVAPCO's Spectrum Equipment Selection Program or the ESW4 Thermal Performance Charts located on evapco.com.

NOTE: The coil connections increase to 6" BFW when the flow rate exceeds 450 gpm. This required option is referred to as the High Flow coil configuration. Connection locations for High Flow configuration may vary slightly from those shown here. Refer to certified drawings for exact piping interface locations.



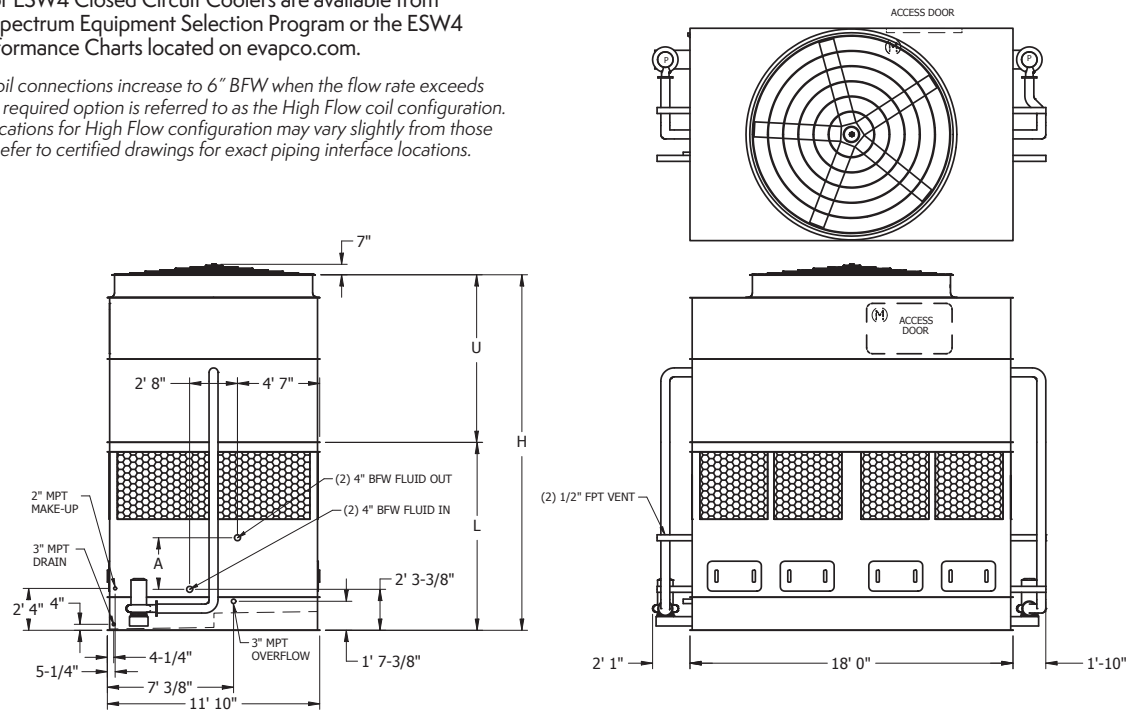
Model Number ¹	Weights (lbs.)			Fans		Spray Pump		Coil Volume (gallons)	Dimensions ³			
	Shipping (lbs)	Operating (lbs)	Heaviest Section ² (lbs)	HP	CFM	HP	GPM		Lower L	Upper U	Coil A	Height H
ESW4 12-35I12-SF	21,660	31,820	16,200	10	70,500	(1) 7.5	919	489	10' 2-5/8"	9' 4"	34-1/2"	19' 6-5/8"
ESW4 12-35J12-SF	21,730	31,890	16,200	15	80,000	(1) 7.5	919	489	10' 2-5/8"	9' 4"	34-1/2"	19' 6-5/8"
ESW4 12-35K12-SF	21,780	31,940	16,200	20	87,600	(1) 7.5	919	489	10' 2-5/8"	9' 4"	34-1/2"	19' 6-5/8"
ESW4 12-35L12-SF	21,830	31,990	16,200	25	93,900	(1) 7.5	919	489	10' 2-5/8"	9' 4"	34-1/2"	19' 6-5/8"
ESW4 12-35M12-SF	21,930	32,090	16,200	30	99,500	(1) 7.5	919	489	10' 2-5/8"	9' 4"	34-1/2"	19' 6-5/8"
ESW4 12-36I12-SF	23,860	34,810	18,400	10	70,500	(1) 7.5	919	584	10' 10-1/8"	9' 4"	42 0"	20' 2-1/8"
ESW4 12-36J12-SF	23,930	34,880	18,400	15	80,000	(1) 7.5	919	584	10' 10-1/8"	9' 4"	42 0"	20' 2-1/8"
ESW4 12-36K12-SF	23,980	34,930	18,400	20	87,600	(1) 7.5	919	584	10' 10-1/8"	9' 4"	42 0"	20' 2-1/8"
ESW4 12-36L12-SF	24,030	34,980	18,400	25	93,900	(1) 7.5	919	584	10' 10-1/8"	9' 4"	42 0"	20' 2-1/8"
ESW4 12-36M12-SF	24,130	35,080	18,400	30	99,500	(1) 7.5	919	584	10' 10-1/8"	9' 4"	42 0"	20' 2-1/8"
ESW4 12-45I12-SF	22,150	32,310	16,200	10	69,300	(1) 7.5	919	489	10' 2-5/8"	10' 4"	34-1/2"	20' 6-5/8"
ESW4 12-45J12-SF	22,220	32,380	16,200	15	78,800	(1) 7.5	919	489	10' 2-5/8"	10' 4"	34-1/2"	20' 6-5/8"
ESW4 12-45K12-SF	22,270	32,430	16,200	20	86,200	(1) 7.5	919	489	10' 2-5/8"	10' 4"	34-1/2"	20' 6-5/8"
ESW4 12-45L12-SF	22,320	32,480	16,200	25	92,400	(1) 7.5	919	489	10' 2-5/8"	10' 4"	34-1/2"	20' 6-5/8"
ESW4 12-45M12-SF	22,420	32,580	16,200	30	97,800	(1) 7.5	919	489	10' 2-5/8"	10' 4"	34-1/2"	20' 6-5/8"
ESW4 12-45N12-SF	22,670	32,830	16,200	40	107,100	(1) 7.5	919	489	10' 2-5/8"	10' 4"	34-1/2"	20' 6-5/8"
ESW4 12-46I12-SF	24,350	35,300	18,400	10	69,300	(1) 7.5	919	584	10' 10-1/8"	10' 4"	42 0"	21' 2-1/8"
ESW4 12-46J12-SF	24,420	35,370	18,400	15	78,800	(1) 7.5	919	584	10' 10-1/8"	10' 4"	42 0"	21' 2-1/8"
ESW4 12-46K12-SF	24,470	35,420	18,400	20	86,200	(1) 7.5	919	584	10' 10-1/8"	10' 4"	42 0"	21' 2-1/8"
ESW4 12-46L12-SF	24,520	35,470	18,400	25	92,400	(1) 7.5	919	584	10' 10-1/8"	10' 4"	42 0"	21' 2-1/8"
ESW4 12-46M12-SF	24,620	35,570	18,400	30	97,800	(1) 7.5	919	584	10' 10-1/8"	10' 4"	42 0"	21' 2-1/8"
ESW4 12-46N12-SF	24,870	35,820	18,400	40	107,100	(1) 7.5	919	584	10' 10-1/8"	10' 4"	42 0"	21' 2-1/8"

1 Model numbers will end in "-Z" for units with Series Flow piping configuration. Series Flow will require crossover piping. Model numbers will include "C" for units with stainless steel coil(s), "R" for units with low sound fan(s).
2 Heaviest section is the lower section.
3 Unit dimensions may vary slightly from catalog. See factory certified prints for exact dimensions. Coil connections are 4 inch bevel for weld (BFW). Other connection types such as grooved for mechanical coupling or flanged are also available as options.

ESW4 12-22J18X-LP to 12-26N18X-LP

Selections for ESW4 Closed Circuit Coolers are available from EVAPCO's Spectrum Equipment Selection Program or the ESW4 Thermal Performance Charts located on evapco.com.

NOTE: The coil connections increase to 6" BFW when the flow rate exceeds 450 gpm. This required option is referred to as the High Flow coil configuration. Connection locations for High Flow configuration may vary slightly from those shown here. Refer to certified drawings for exact piping interface locations.



Model Number ¹	Weights (lbs.)			Fans		Spray Pump		Coil Volume (gallons)	Dimensions ³			
	Shipping (lbs)	Operating (lbs)	Heaviest Section ² (lbs)	HP	CFM	HP	GPM		Lower L	Upper U	Coil A	Height H
ESW4 12-22J18X-LP	19,670	30,600	13,070	15	110,100	(2) 7.5	1,820	211	8' 7-1/8"	8' 4"	1' 0"	16' 11-1/8"
ESW4 12-22K18X-LP	19,730	30,660	13,070	20	120,600	(2) 7.5	1,820	211	8' 7-1/8"	8' 4"	1' 0"	16' 11-1/8"
ESW4 12-22L18X-LP	19,780	30,710	13,070	25	129,600	(2) 7.5	1,820	211	8' 7-1/8"	8' 4"	1' 0"	16' 11-1/8"
ESW4 12-22M18X-LP	19,890	30,820	13,070	30	137,400	(2) 7.5	1,820	211	8' 7-1/8"	8' 4"	1' 0"	16' 11-1/8"
ESW4 12-22N18X-LP	20,150	31,080	13,070	40	150,500	(2) 7.5	1,820	211	8' 7-1/8"	8' 4"	1' 0"	16' 11-1/8"
ESW4 12-23J18X-LP	21,970	33,700	15,370	15	110,100	(2) 7.5	1,820	307	9' 2-5/8"	8' 4"	19-1/2"	17' 6-5/8"
ESW4 12-23K18X-LP	22,030	33,760	15,370	20	120,600	(2) 7.5	1,820	307	9' 2-5/8"	8' 4"	19-1/2"	17' 6-5/8"
ESW4 12-23L18X-LP	22,080	33,810	15,370	25	129,600	(2) 7.5	1,820	307	9' 2-5/8"	8' 4"	19-1/2"	17' 6-5/8"
ESW4 12-23M18X-LP	22,190	33,920	15,370	30	137,400	(2) 7.5	1,820	307	9' 2-5/8"	8' 4"	19-1/2"	17' 6-5/8"
ESW4 12-23N18X-LP	22,450	34,180	15,370	40	150,500	(2) 7.5	1,820	307	9' 2-5/8"	8' 4"	19-1/2"	17' 6-5/8"
ESW4 12-24J18X-LP	24,280	36,810	17,680	15	110,100	(2) 7.5	1,820	403	9' 10-1/8"	8' 4"	27' 0"	18' 2-1/8"
ESW4 12-24K18X-LP	24,340	36,870	17,680	20	120,600	(2) 7.5	1,820	403	9' 10-1/8"	8' 4"	27' 0"	18' 2-1/8"
ESW4 12-24L18X-LP	24,390	36,920	17,680	25	129,600	(2) 7.5	1,820	403	9' 10-1/8"	8' 4"	27' 0"	18' 2-1/8"
ESW4 12-24M18X-LP	24,500	37,030	17,680	30	137,400	(2) 7.5	1,820	403	9' 10-1/8"	8' 4"	27' 0"	18' 2-1/8"
ESW4 12-24N18X-LP	24,760	37,290	17,680	40	150,500	(2) 7.5	1,820	403	9' 10-1/8"	8' 4"	27' 0"	18' 2-1/8"
ESW4 12-25J18X-LP	26,690	40,020	20,090	15	110,100	(2) 7.5	1,820	499	10' 5-5/8"	8' 4"	34-1/2"	18' 9-5/8"
ESW4 12-25K18X-LP	26,750	40,080	20,090	20	120,600	(2) 7.5	1,820	499	10' 5-5/8"	8' 4"	34-1/2"	18' 9-5/8"
ESW4 12-25L18X-LP	26,800	40,130	20,090	25	129,600	(2) 7.5	1,820	499	10' 5-5/8"	8' 4"	34-1/2"	18' 9-5/8"
ESW4 12-25M18X-LP	26,910	40,240	20,090	30	137,400	(2) 7.5	1,820	499	10' 5-5/8"	8' 4"	34-1/2"	18' 9-5/8"
ESW4 12-25N18X-LP	27,170	40,500	20,090	40	150,500	(2) 7.5	1,820	499	10' 5-5/8"	8' 4"	34-1/2"	18' 9-5/8"
ESW4 12-26J18X-LP	28,900	43,030	22,300	15	110,100	(2) 7.5	1,820	595	11' 1-1/8"	8' 4"	42' 0"	19' 5-1/8"
ESW4 12-26K18X-LP	28,960	43,090	22,300	20	120,600	(2) 7.5	1,820	595	11' 1-1/8"	8' 4"	42' 0"	19' 5-1/8"
ESW4 12-26L18X-LP	29,010	43,140	22,300	25	129,600	(2) 7.5	1,820	595	11' 1-1/8"	8' 4"	42' 0"	19' 5-1/8"
ESW4 12-26M18X-LP	29,120	43,250	22,300	30	137,400	(2) 7.5	1,820	595	11' 1-1/8"	8' 4"	42' 0"	19' 5-1/8"
ESW4 12-26N18X-LP	29,380	43,510	22,300	40	150,500	(2) 7.5	1,820	595	11' 1-1/8"	8' 4"	42' 0"	19' 5-1/8"

1 Model numbers will end in "-Z" for units with Series Flow piping configuration. Series Flow will require crossover piping. Model numbers will include "C" for units with stainless steel coil(s), "R" for units with low sound fan(s).

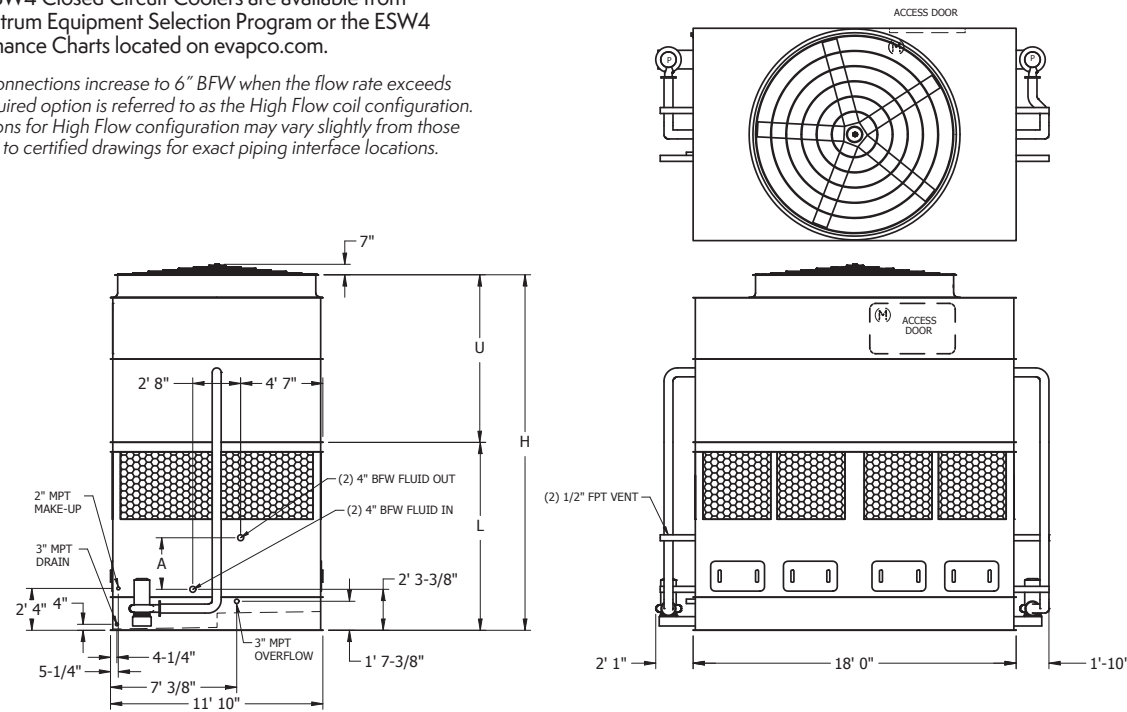
2 Heaviest section is the lower section.

3 Unit dimensions may vary slightly from catalog. See factory certified prints for exact dimensions. Coil connections are 4 inch bevel for weld (BFW). Other connection types such as grooved for mechanical coupling or flanged are also available as options.

ESW4 12-32J18X-LP to 12-36O18X-LP

Selections for ESW4 Closed Circuit Coolers are available from EVAPCO's Spectrum Equipment Selection Program or the ESW4 Thermal Performance Charts located on evapco.com.

NOTE: The coil connections increase to 6" BFW when the flow rate exceeds 450 gpm. This required option is referred to as the High Flow coil configuration. Connection locations for High Flow configuration may vary slightly from those shown here. Refer to certified drawings for exact piping interface locations.



Model Number ¹	Weights (lbs.)			Fans		Spray Pump		Coil Volume (gallons)	Dimensions ³			
	Shipping (lbs)	Operating (lbs)	Heaviest Section ² (lbs)	HP	CFM	HP	GPM		Lower L	Upper U	Coil A	Height H
ESW4 12-32J18X-LP	20,460	31,390	13,070	15	108,500	(2) 7.5	1,820	211	8' 7-1/8"	9' 4"	1' 0"	17' 11-1/8"
ESW4 12-32K18X-LP	20,520	31,450	13,070	20	118,700	(2) 7.5	1,820	211	8' 7-1/8"	9' 4"	1' 0"	17' 11-1/8"
ESW4 12-32L18X-LP	20,570	31,500	13,070	25	127,400	(2) 7.5	1,820	211	8' 7-1/8"	9' 4"	1' 0"	17' 11-1/8"
ESW4 12-32M18X-LP	20,680	31,610	13,070	30	134,900	(2) 7.5	1,820	211	8' 7-1/8"	9' 4"	1' 0"	17' 11-1/8"
ESW4 12-32N18X-LP	20,940	31,870	13,070	40	147,600	(2) 7.5	1,820	211	8' 7-1/8"	9' 4"	1' 0"	17' 11-1/8"
ESW4 12-32O18X-LP	21,000	31,930	13,070	50	158,500	(2) 7.5	1,820	211	8' 7-1/8"	9' 4"	1' 0"	17' 11-1/8"
ESW4 12-33J18X-LP	22,760	34,490	15,370	15	108,500	(2) 7.5	1,820	307	9' 2-5/8"	9' 4"	19-1/2"	18' 6-5/8"
ESW4 12-33K18X-LP	22,820	34,550	15,370	20	118,700	(2) 7.5	1,820	307	9' 2-5/8"	9' 4"	19-1/2"	18' 6-5/8"
ESW4 12-33L18X-LP	22,870	34,600	15,370	25	127,400	(2) 7.5	1,820	307	9' 2-5/8"	9' 4"	19-1/2"	18' 6-5/8"
ESW4 12-33M18X-LP	22,980	34,710	15,370	30	134,900	(2) 7.5	1,820	307	9' 2-5/8"	9' 4"	19-1/2"	18' 6-5/8"
ESW4 12-33N18X-LP	23,240	34,970	15,370	40	147,600	(2) 7.5	1,820	307	9' 2-5/8"	9' 4"	19-1/2"	18' 6-5/8"
ESW4 12-33O18X-LP	23,300	35,030	15,370	50	158,500	(2) 7.5	1,820	307	9' 2-5/8"	9' 4"	19-1/2"	18' 6-5/8"
ESW4 12-34J18X-LP	25,070	37,600	17,680	15	108,500	(2) 7.5	1,820	403	9' 10-1/8"	9' 4"	27' 0"	19' 2-1/8"
ESW4 12-34K18X-LP	25,130	37,660	17,680	20	118,700	(2) 7.5	1,820	403	9' 10-1/8"	9' 4"	27' 0"	19' 2-1/8"
ESW4 12-34L18X-LP	25,180	37,710	17,680	25	127,400	(2) 7.5	1,820	403	9' 10-1/8"	9' 4"	27' 0"	19' 2-1/8"
ESW4 12-34M18X-LP	25,290	37,820	17,680	30	134,900	(2) 7.5	1,820	403	9' 10-1/8"	9' 4"	27' 0"	19' 2-1/8"
ESW4 12-34N18X-LP	25,550	38,080	17,680	40	147,600	(2) 7.5	1,820	403	9' 10-1/8"	9' 4"	27' 0"	19' 2-1/8"
ESW4 12-34O18X-LP	25,610	38,140	17,680	50	158,500	(2) 7.5	1,820	403	9' 10-1/8"	9' 4"	27' 0"	19' 2-1/8"
ESW4 12-35J18X-LP	27,480	40,810	20,090	15	108,500	(2) 7.5	1,820	499	10' 5-5/8"	9' 4"	34-1/2"	19' 9-5/8"
ESW4 12-35K18X-LP	27,540	40,870	20,090	20	118,700	(2) 7.5	1,820	499	10' 5-5/8"	9' 4"	34-1/2"	19' 9-5/8"
ESW4 12-35L18X-LP	27,590	40,920	20,090	25	127,400	(2) 7.5	1,820	499	10' 5-5/8"	9' 4"	34-1/2"	19' 9-5/8"
ESW4 12-35M18X-LP	27,700	41,030	20,090	30	134,900	(2) 7.5	1,820	499	10' 5-5/8"	9' 4"	34-1/2"	19' 9-5/8"
ESW4 12-35N18X-LP	27,960	41,290	20,090	40	147,600	(2) 7.5	1,820	499	10' 5-5/8"	9' 4"	34-1/2"	19' 9-5/8"
ESW4 12-35O18X-LP	28,020	41,350	20,090	50	158,500	(2) 7.5	1,820	499	10' 5-5/8"	9' 4"	34-1/2"	19' 9-5/8"
ESW4 12-36J18X-LP	29,690	43,820	22,300	15	108,500	(2) 7.5	1,820	595	11' 1-1/8"	9' 4"	42' 0"	20' 5-1/8"
ESW4 12-36K18X-LP	29,750	43,880	22,300	20	118,700	(2) 7.5	1,820	595	11' 1-1/8"	9' 4"	42' 0"	20' 5-1/8"
ESW4 12-36L18X-LP	29,800	43,930	22,300	25	127,400	(2) 7.5	1,820	595	11' 1-1/8"	9' 4"	42' 0"	20' 5-1/8"
ESW4 12-36M18X-LP	29,910	44,040	22,300	30	134,900	(2) 7.5	1,820	595	11' 1-1/8"	9' 4"	42' 0"	20' 5-1/8"
ESW4 12-36N18X-LP	30,170	44,300	22,300	40	147,600	(2) 7.5	1,820	595	11' 1-1/8"	9' 4"	42' 0"	20' 5-1/8"
ESW4 12-36O18X-LP	30,230	44,360	22,300	50	158,500	(2) 7.5	1,820	595	11' 1-1/8"	9' 4"	42' 0"	20' 5-1/8"

1 Model numbers will end in "-Z" for units with Series Flow piping configuration. Series Flow will require crossover piping. Model numbers will include "C" for units with stainless steel coil(s), "R" for units with low sound fan(s).

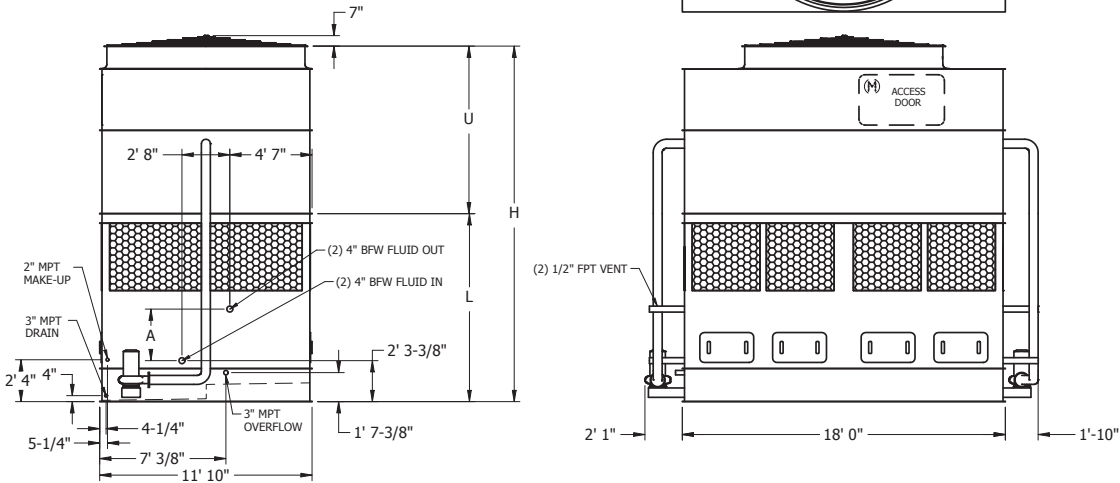
2 Heaviest section is the lower section.

3 Unit dimensions may vary slightly from catalog. See factory certified prints for exact dimensions. Coil connections are 4 inch bevel for weld (BFW). Other connection types such as grooved for mechanical coupling or flanged are also available as options.

ESW4 12-42J18X-LP to 12-46P18X-LP

Selections for ESW4 Closed Circuit Coolers are available from EVAPCO's Spectrum Equipment Selection Program or the ESW4 Thermal Performance Charts located on evapco.com.

NOTE: The coil connections increase to 6" BFW when the flow rate exceeds 450 gpm. This required option is referred to as the High Flow coil configuration. Connection locations for High Flow configuration may vary slightly from those shown here. Refer to certified drawings for exact piping interface locations.



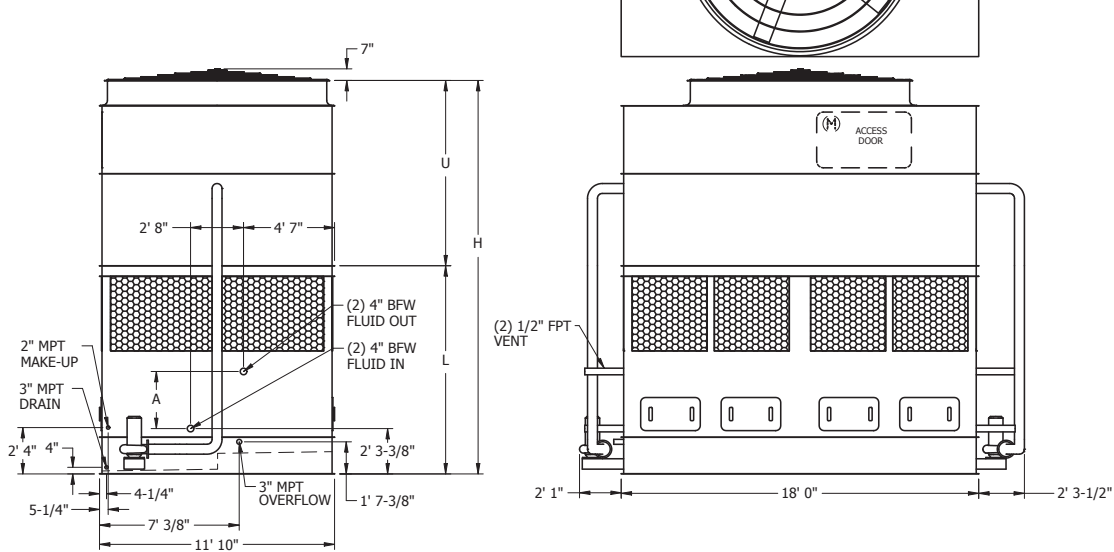
Model Number ¹	Weights (lbs.)			Fans		Spray Pump		Coil Volume (gallons)	Dimensions ³			
	Shipping (lbs)	Operating (lbs)	Heaviest Section ² (lbs)	HP	CFM	HP	GPM		Lower L	Upper U	Coil A	Height H
ESW4 12-42J18X-LP	21,160	32,090	13,070	15	106,700	(2) 7.5	1,820	211	8' 7-1/8"	10' 4"	1' 0"	18' 11-1/8"
ESW4 12-42K18X-LP	21,220	32,150	13,070	20	116,800	(2) 7.5	1,820	211	8' 7-1/8"	10' 4"	1' 0"	18' 11-1/8"
ESW4 12-42L18X-LP	21,270	32,200	13,070	25	125,400	(2) 7.5	3,695	211	8' 7-1/8"	10' 4"	1' 0"	18' 11-1/8"
ESW4 12-42M18X-LP	21,380	32,310	13,070	30	132,800	(2) 7.5	1,820	211	8' 7-1/8"	10' 4"	1' 0"	18' 11-1/8"
ESW4 12-42N18X-LP	21,640	32,570	13,070	40	145,200	(2) 7.5	1,820	211	8' 7-1/8"	10' 4"	1' 0"	18' 11-1/8"
ESW4 12-42O18X-LP	21,700	32,630	13,070	50	155,600	(2) 7.5	1,820	211	8' 7-1/8"	10' 4"	1' 0"	18' 11-1/8"
ESW4 12-42P18X-LP	21,810	32,740	13,070	60	164,900	(2) 7.5	1,820	211	8' 7-1/8"	10' 4"	1' 0"	18' 11-1/8"
ESW4 12-43J18X-LP	23,460	35,190	15,370	15	106,700	(2) 7.5	1,820	307	9' 2-5/8"	10' 4"	19-1/2"	19' 6-5/8"
ESW4 12-43K18X-LP	23,520	35,250	15,370	20	116,800	(2) 7.5	1,820	307	9' 2-5/8"	10' 4"	19-1/2"	19' 6-5/8"
ESW4 12-43L18X-LP	23,570	35,300	15,370	25	125,400	(2) 7.5	1,820	307	9' 2-5/8"	10' 4"	19-1/2"	19' 6-5/8"
ESW4 12-43M18X-LP	23,680	35,410	15,370	30	132,800	(2) 7.5	1,820	307	9' 2-5/8"	10' 4"	19-1/2"	19' 6-5/8"
ESW4 12-43N18X-LP	23,940	35,670	15,370	40	145,200	(2) 7.5	1,820	307	9' 2-5/8"	10' 4"	19-1/2"	19' 6-5/8"
ESW4 12-43O18X-LP	24,000	35,730	15,370	50	155,600	(2) 7.5	1,820	307	9' 2-5/8"	10' 4"	19-1/2"	19' 6-5/8"
ESW4 12-43P18X-LP	24,110	35,840	15,370	60	164,900	(2) 7.5	1,820	307	9' 2-5/8"	10' 4"	19-1/2"	19' 6-5/8"
ESW4 12-44J18X-LP	25,770	38,300	17,680	15	106,700	(2) 7.5	1,820	403	9' 10-1/8"	10' 4"	27' 0"	20' 2-1/8"
ESW4 12-44K18X-LP	25,830	38,360	17,680	20	116,800	(2) 7.5	1,820	403	9' 10-1/8"	10' 4"	27' 0"	20' 2-1/8"
ESW4 12-44L18X-LP	25,880	38,410	17,680	25	125,400	(2) 7.5	1,820	403	9' 10-1/8"	10' 4"	27' 0"	20' 2-1/8"
ESW4 12-44M18X-LP	25,990	38,520	17,680	30	132,800	(2) 7.5	1,820	403	9' 10-1/8"	10' 4"	27' 0"	20' 2-1/8"
ESW4 12-44N18X-LP	26,250	38,780	17,680	40	145,200	(2) 7.5	1,820	403	9' 10-1/8"	10' 4"	27' 0"	20' 2-1/8"
ESW4 12-44O18X-LP	26,310	38,840	17,680	50	155,600	(2) 7.5	1,820	403	9' 10-1/8"	10' 4"	27' 0"	20' 2-1/8"
ESW4 12-44P18X-LP	26,420	38,950	17,680	60	164,900	(2) 7.5	1,820	403	9' 10-1/8"	10' 4"	27' 0"	20' 2-1/8"
ESW4 12-45J18X-LP	28,180	41,510	20,090	15	106,700	(2) 7.5	1,820	499	10' 5-5/8"	10' 4"	34-1/2"	20' 9-5/8"
ESW4 12-45K18X-LP	28,240	41,570	20,090	20	116,800	(2) 7.5	1,820	499	10' 5-5/8"	10' 4"	34-1/2"	20' 9-5/8"
ESW4 12-45L18X-LP	28,290	41,620	20,090	25	125,400	(2) 7.5	1,820	499	10' 5-5/8"	10' 4"	34-1/2"	20' 9-5/8"
ESW4 12-45M18X-LP	28,400	41,730	20,090	30	132,800	(2) 7.5	1,820	499	10' 5-5/8"	10' 4"	34-1/2"	20' 9-5/8"
ESW4 12-45N18X-LP	28,660	41,990	20,090	40	145,200	(2) 7.5	1,820	499	10' 5-5/8"	10' 4"	34-1/2"	20' 9-5/8"
ESW4 12-45O18X-LP	28,720	42,050	20,090	50	155,600	(2) 7.5	1,820	499	10' 5-5/8"	10' 4"	34-1/2"	20' 9-5/8"
ESW4 12-45P18X-LP	28,830	42,160	20,090	60	164,900	(2) 7.5	1,820	499	10' 5-5/8"	10' 4"	34-1/2"	20' 9-5/8"
ESW4 12-46J18X-LP	30,390	44,520	22,300	15	106,700	(2) 7.5	1,820	595	11' 1-1/8"	10' 4"	42' 0"	21' 5-1/8"
ESW4 12-46K18X-LP	30,450	44,580	22,300	20	116,800	(2) 7.5	1,820	595	11' 1-1/8"	10' 4"	42' 0"	21' 5-1/8"
ESW4 12-46L18X-LP	30,500	44,630	22,300	25	125,400	(2) 7.5	1,820	595	11' 1-1/8"	10' 4"	42' 0"	21' 5-1/8"
ESW4 12-46M18X-LP	30,610	44,740	22,300	30	132,800	(2) 7.5	1,820	595	11' 1-1/8"	10' 4"	42' 0"	21' 5-1/8"
ESW4 12-46N18X-LP	30,870	45,000	22,300	40	145,200	(2) 7.5	1,820	595	11' 1-1/8"	10' 4"	42' 0"	21' 5-1/8"
ESW4 12-46O18X-LP	30,930	45,060	22,300	50	155,600	(2) 7.5	1,820	595	11' 1-1/8"	10' 4"	42' 0"	21' 5-1/8"
ESW4 12-46P18X-LP	31,040	45,170	22,300	60	164,900	(2) 7.5	1,820	595	11' 1-1/8"	10' 4"	42' 0"	21' 5-1/8"

1 Model numbers will end in "-Z" for units with Series Flow piping configuration. Series Flow will require crossover piping. Model numbers will include "C" for units with stainless steel coil[s], "R" for units with low sound fan[s].
2 Heaviest section is the lower section.
3 Unit dimensions may vary slightly from catalog. See factory certified prints for exact dimensions. Coil connections are 4 inch bevel for weld (BFW). Other connection types such as grooved for mechanical coupling or flanged are also available as options.

ESW4 12-22J18X-SP to 12-26N18X-SP

Selections for ESW4 Closed Circuit Coolers are available from EVAPCO's Spectrum Equipment Selection Program or the ESW4 Thermal Performance Charts located on evapco.com.

NOTE: The coil connections increase to 6" BFW when the flow rate exceeds 450 gpm. This required option is referred to as the High Flow coil configuration. Connection locations for High Flow configuration may vary slightly from those shown here. Refer to certified drawings for exact piping interface locations.



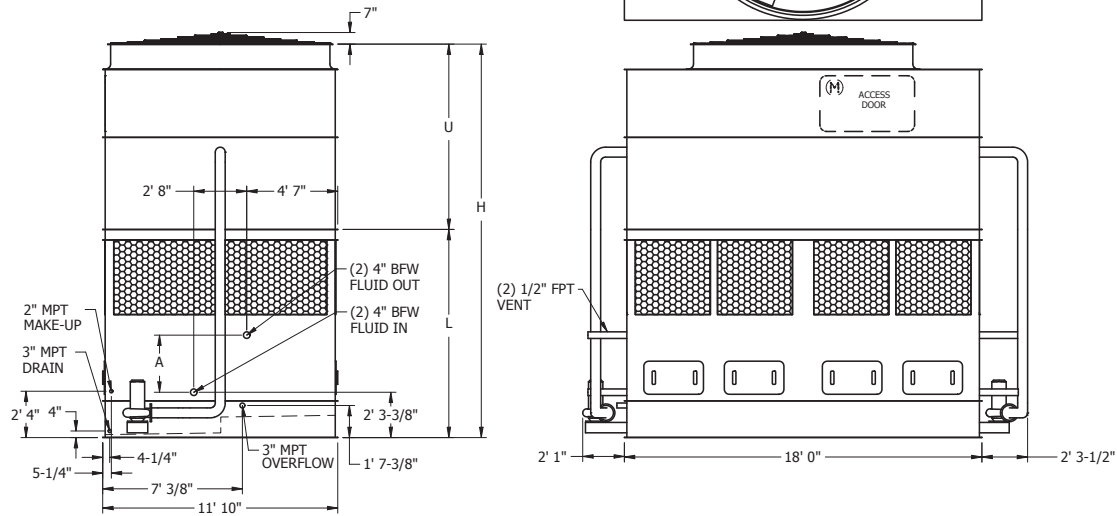
Model Number ¹	Weights (lbs.)			Fans		Spray Pump		Coil Volume (gallons)	Dimensions ³			
	Shipping (lbs)	Operating (lbs)	Heaviest Section ² (lbs)	HP	CFM	HP	GPM		Lower L	Upper U	Coil A	Height H
ESW4 12-22J18X-SP	19,580	30,510	12,980	15	110,100	(2) 5	1,334	211	8' 7-1/8"	8' 4"	1' 0"	16' 11-1/8"
ESW4 12-22K18X-SP	19,640	30,570	12,980	20	120,600	(2) 5	1,334	211	8' 7-1/8"	8' 4"	1' 0"	16' 11-1/8"
ESW4 12-22L18X-SP	19,690	30,620	12,980	25	129,600	(2) 5	1,334	211	8' 7-1/8"	8' 4"	1' 0"	16' 11-1/8"
ESW4 12-22M18X-SP	19,800	30,730	12,980	30	137,400	(2) 5	1,334	211	8' 7-1/8"	8' 4"	1' 0"	16' 11-1/8"
ESW4 12-22N18X-SP	20,060	30,990	12,980	40	150,500	(2) 5	1,334	211	8' 7-1/8"	8' 4"	1' 0"	16' 11-1/8"
ESW4 12-23J18X-SP	21,880	33,610	15,280	15	110,100	(2) 5	1,334	307	9' 2-5/8"	8' 4"	19-1/2"	17' 6-5/8"
ESW4 12-23K18X-SP	21,940	33,670	15,280	20	120,600	(2) 5	1,334	307	9' 2-5/8"	8' 4"	19-1/2"	17' 6-5/8"
ESW4 12-23L18X-SP	21,990	33,720	15,280	25	129,600	(2) 5	1,334	307	9' 2-5/8"	8' 4"	19-1/2"	17' 6-5/8"
ESW4 12-23M18X-SP	22,100	33,830	15,280	30	137,400	(2) 5	1,334	307	9' 2-5/8"	8' 4"	19-1/2"	17' 6-5/8"
ESW4 12-23N18X-SP	22,360	34,090	15,280	40	150,500	(2) 5	1,334	307	9' 2-5/8"	8' 4"	19-1/2"	17' 6-5/8"
ESW4 12-24J18X-SP	24,190	36,720	17,590	15	110,100	(2) 5	1,334	403	9' 10-1/8"	8' 4"	27' 0"	18' 2-1/8"
ESW4 12-24K18X-SP	24,250	36,780	17,590	20	120,600	(2) 5	1,334	403	9' 10-1/8"	8' 4"	27' 0"	18' 2-1/8"
ESW4 12-24L18X-SP	24,300	36,830	17,590	25	129,600	(2) 5	1,334	403	9' 10-1/8"	8' 4"	27' 0"	18' 2-1/8"
ESW4 12-24M18X-SP	24,410	36,940	17,590	30	137,400	(2) 5	1,334	403	9' 10-1/8"	8' 4"	27' 0"	18' 2-1/8"
ESW4 12-24N18X-SP	24,670	37,200	17,590	40	150,500	(2) 5	1,334	403	9' 10-1/8"	8' 4"	27' 0"	18' 2-1/8"
ESW4 12-25J18X-SP	26,600	39,930	20,000	15	110,100	(2) 5	1,334	499	10' 5-5/8"	8' 4"	34-1/2"	18' 9-5/8"
ESW4 12-25K18X-SP	26,660	39,990	20,000	20	120,600	(2) 5	1,334	499	10' 5-5/8"	8' 4"	34-1/2"	18' 9-5/8"
ESW4 12-25L18X-SP	26,710	40,040	20,000	25	129,600	(2) 5	1,334	499	10' 5-5/8"	8' 4"	34-1/2"	18' 9-5/8"
ESW4 12-25M18X-SP	26,820	40,150	20,000	30	137,400	(2) 5	1,334	499	10' 5-5/8"	8' 4"	34-1/2"	18' 9-5/8"
ESW4 12-25N18X-SP	27,080	40,410	20,000	40	150,500	(2) 5	1,334	499	10' 5-5/8"	8' 4"	34-1/2"	18' 9-5/8"
ESW4 12-26J18X-SP	28,810	42,940	22,210	15	110,100	(2) 5	1,334	595	11' 1-1/8"	8' 4"	42' 0"	19' 5-1/8"
ESW4 12-26K18X-SP	28,870	43,000	22,210	20	120,600	(2) 5	1,334	595	11' 1-1/8"	8' 4"	42' 0"	19' 5-1/8"
ESW4 12-26L18X-SP	28,920	43,050	22,210	25	129,600	(2) 5	1,334	595	11' 1-1/8"	8' 4"	42' 0"	19' 5-1/8"
ESW4 12-26M18X-SP	29,030	43,160	22,210	30	137,400	(2) 5	1,334	595	11' 1-1/8"	8' 4"	42' 0"	19' 5-1/8"
ESW4 12-26N18X-SP	29,290	43,420	22,210	40	150,500	(2) 5	1,334	595	11' 1-1/8"	8' 4"	42' 0"	19' 5-1/8"

1 Model numbers will end in "-Z" for units with Series Flow piping configuration. Series Flow will require crossover piping. Model numbers will include "C" for units with stainless steel coil[s], "R" for units with low sound fan[s].
2 Heaviest section is the lower section.
3 Unit dimensions may vary slightly from catalog. See factory certified prints for exact dimensions. Coil connections are 4 inch bevel for weld (BFW). Other connection types such as grooved for mechanical coupling or flanged are also available as options.

ESW4 12-32J18X-SP to 12-36O18X-SP

Selections for ESW4 Closed Circuit Coolers are available from EVAPCO's Spectrum Equipment Selection Program or the ESW4 Thermal Performance Charts located on evapco.com.

NOTE: The coil connections increase to 6" BFW when the flow rate exceeds 450 gpm. This required option is referred to as the High Flow coil configuration. Connection locations for High Flow configuration may vary slightly from those shown here. Refer to certified drawings for exact piping interface locations.



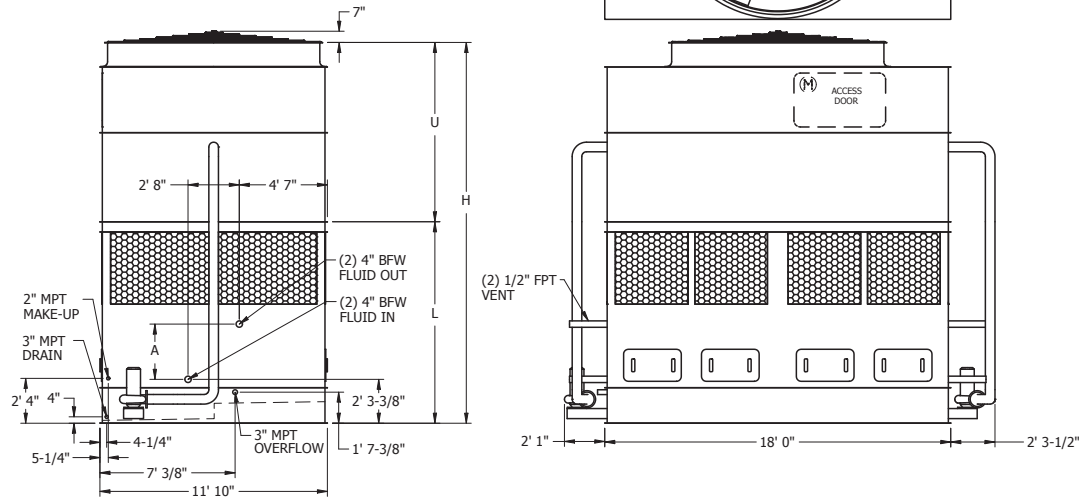
Model Number ¹	Weights (lbs.)			Fans		Spray Pump		Coil Volume (gallons)	Dimensions ³			
	Shipping (lbs)	Operating (lbs)	Heaviest Section ² (lbs)	HP	CFM	HP	GPM		Lower L	Upper U	Coil A	Height H
ESW4 12-32J18X-SP	20,370	31,300	12,980	15	108,500	(2) 5	1,334	211	8' 7-1/8"	9' 4"	1' 0"	17' 11-1/8"
ESW4 12-32K18X-SP	20,430	31,360	12,980	20	118,700	(2) 5	1,334	211	8' 7-1/8"	9' 4"	1' 0"	17' 11-1/8"
ESW4 12-32L18X-SP	20,480	31,410	12,980	25	127,400	(2) 5	1,334	211	8' 7-1/8"	9' 4"	1' 0"	17' 11-1/8"
ESW4 12-32M18X-SP	20,590	31,520	12,980	30	134,900	(2) 5	1,334	211	8' 7-1/8"	9' 4"	1' 0"	17' 11-1/8"
ESW4 12-32N18X-SP	20,850	31,780	12,980	40	147,600	(2) 5	1,334	211	8' 7-1/8"	9' 4"	1' 0"	17' 11-1/8"
ESW4 12-32O18X-SP	20,910	31,840	12,980	50	158,500	(2) 5	1,334	211	8' 7-1/8"	9' 4"	1' 0"	17' 11-1/8"
ESW4 12-33J18X-SP	22,670	34,400	15,280	15	108,500	(2) 5	1,334	307	9' 2-5/8"	9' 4"	19-1/2"	18' 6-5/8"
ESW4 12-33K18X-SP	22,730	34,460	15,280	20	118,700	(2) 5	1,334	307	9' 2-5/8"	9' 4"	19-1/2"	18' 6-5/8"
ESW4 12-33L18X-SP	22,780	34,510	15,280	25	127,400	(2) 5	1,334	307	9' 2-5/8"	9' 4"	19-1/2"	18' 6-5/8"
ESW4 12-33M18X-SP	22,890	34,620	15,280	30	134,900	(2) 5	1,334	307	9' 2-5/8"	9' 4"	19-1/2"	18' 6-5/8"
ESW4 12-33N18X-SP	23,150	34,880	15,280	40	147,600	(2) 5	1,334	307	9' 2-5/8"	9' 4"	19-1/2"	18' 6-5/8"
ESW4 12-33O18X-SP	23,210	34,940	15,280	50	158,500	(2) 5	1,334	307	9' 2-5/8"	9' 4"	19-1/2"	18' 6-5/8"
ESW4 12-34J18X-SP	24,980	37,510	17,590	15	108,500	(2) 5	1,334	403	9' 10-1/8"	9' 4"	27 0"	19' 2-1/8"
ESW4 12-34K18X-SP	25,040	37,570	17,590	20	118,700	(2) 5	1,334	403	9' 10-1/8"	9' 4"	27 0"	19' 2-1/8"
ESW4 12-34L18X-SP	25,090	37,620	17,590	25	127,400	(2) 5	1,334	403	9' 10-1/8"	9' 4"	27 0"	19' 2-1/8"
ESW4 12-34M18X-SP	25,200	37,730	17,590	30	134,900	(2) 5	1,334	403	9' 10-1/8"	9' 4"	27 0"	19' 2-1/8"
ESW4 12-34N18X-SP	25,460	37,990	17,590	40	147,600	(2) 5	1,334	403	9' 10-1/8"	9' 4"	27 0"	19' 2-1/8"
ESW4 12-34O18X-SP	25,520	38,050	17,590	50	158,500	(2) 5	1,334	403	9' 10-1/8"	9' 4"	27 0"	19' 2-1/8"
ESW4 12-35J18X-SP	27,390	40,720	20,000	15	108,500	(2) 5	1,334	499	10' 5-5/8"	9' 4"	34-1/2"	19' 9-5/8"
ESW4 12-35K18X-SP	27,450	40,780	20,000	20	118,700	(2) 5	1,334	499	10' 5-5/8"	9' 4"	34-1/2"	19' 9-5/8"
ESW4 12-35L18X-SP	27,500	40,830	20,000	25	127,400	(2) 5	1,334	499	10' 5-5/8"	9' 4"	34-1/2"	19' 9-5/8"
ESW4 12-35M18X-SP	27,610	40,940	20,000	30	134,900	(2) 5	1,334	499	10' 5-5/8"	9' 4"	34-1/2"	19' 9-5/8"
ESW4 12-35N18X-SP	27,870	41,200	20,000	40	147,600	(2) 5	1,334	499	10' 5-5/8"	9' 4"	34-1/2"	19' 9-5/8"
ESW4 12-35O18X-SP	27,930	41,260	20,000	50	158,500	(2) 5	1,334	499	10' 5-5/8"	9' 4"	34-1/2"	19' 9-5/8"
ESW4 12-36J18X-SP	29,600	43,730	22,210	15	108,500	(2) 5	1,334	595	11' 1-1/8"	9' 4"	42 0"	20' 5-1/8"
ESW4 12-36K18X-SP	29,660	43,790	22,210	20	118,700	(2) 5	1,334	595	11' 1-1/8"	9' 4"	42 0"	20' 5-1/8"
ESW4 12-36L18X-SP	29,710	43,840	22,210	25	127,400	(2) 5	1,334	595	11' 1-1/8"	9' 4"	42 0"	20' 5-1/8"
ESW4 12-36M18X-SP	29,820	43,950	22,210	30	134,900	(2) 5	1,334	595	11' 1-1/8"	9' 4"	42 0"	20' 5-1/8"
ESW4 12-36N18X-SP	30,080	44,210	22,210	40	147,600	(2) 5	1,334	595	11' 1-1/8"	9' 4"	42 0"	20' 5-1/8"
ESW4 12-36O18X-SP	30,140	44,270	22,210	50	158,500	(2) 5	1,334	595	11' 1-1/8"	9' 4"	42 0"	20' 5-1/8"

1 Model numbers will end in "-Z" for units with Series Flow piping configuration. Series Flow will require crossover piping. Model numbers will include "C" for units with stainless steel coil(s), "R" for units with low sound fan(s).
2 Heaviest section is the lower section.
3 Unit dimensions may vary slightly from catalog. See factory certified prints for exact dimensions. Coil connections are 4 inch bevel for weld (BFW). Other connection types such as grooved for mechanical coupling or flanged are also available as options.

ESW4 12-42J18X-SP to 12-46P18X-SP

Selections for ESW4 Closed Circuit Coolers are available from EVAPCO's Spectrum Equipment Selection Program or the ESW4 Thermal Performance Charts located on evapco.com.

NOTE: The coil connections increase to 6" BFW when the flow rate exceeds 450 gpm. This required option is referred to as the High Flow coil configuration. Connection locations for High Flow configuration may vary slightly from those shown here. Refer to certified drawings for exact piping interface locations.



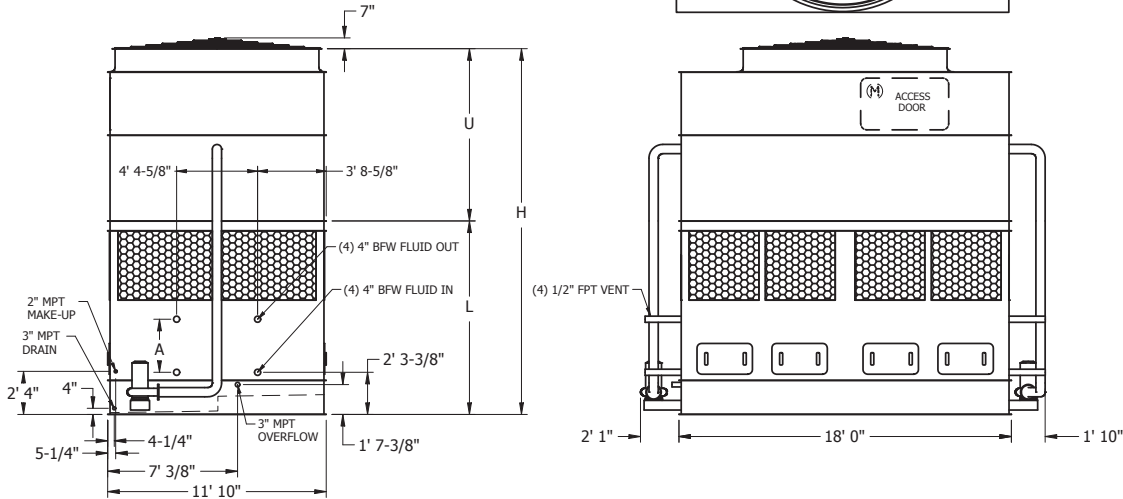
Model Number ¹	Weights (lbs.)			Fans		Spray Pump		Coil Volume (gallons)	Dimensions ³			
	Shipping (lbs)	Operating (lbs)	Heaviest Section ² (lbs)	HP	CFM	HP	GPM		Lower L	Upper U	Coil A	Height H
ESW4 12-42J18X-SP	21,070	32,000	12,980	15	106,700	(2) 5	1,334	211	8' 7-1/8"	10' 4"	1' 0"	18' 11-1/8"
ESW4 12-42K18X-SP	21,130	32,060	12,980	20	116,800	(2) 5	1,334	211	8' 7-1/8"	10' 4"	1' 0"	18' 11-1/8"
ESW4 12-42L18X-SP	21,180	32,110	12,980	25	125,400	(2) 5	1,334	211	8' 7-1/8"	10' 4"	1' 0"	18' 11-1/8"
ESW4 12-42M18X-SP	21,290	32,220	12,980	30	132,800	(2) 5	1,334	211	8' 7-1/8"	10' 4"	1' 0"	18' 11-1/8"
ESW4 12-42N18X-SP	21,550	32,480	12,980	40	145,200	(2) 5	1,334	211	8' 7-1/8"	10' 4"	1' 0"	18' 11-1/8"
ESW4 12-42O18X-SP	21,610	32,540	12,980	50	155,600	(2) 5	1,334	211	8' 7-1/8"	10' 4"	1' 0"	18' 11-1/8"
ESW4 12-42P18X-SP	21,720	32,650	12,980	60	164,900	(2) 5	1,334	211	8' 7-1/8"	10' 4"	1' 0"	18' 11-1/8"
ESW4 12-43J18X-SP	23,370	35,100	15,280	15	106,700	(2) 5	1,334	307	9' 2-5/8"	10' 4"	19-1/2"	19' 6-5/8"
ESW4 12-43K18X-SP	23,430	35,160	15,280	20	116,800	(2) 5	1,334	307	9' 2-5/8"	10' 4"	19-1/2"	19' 6-5/8"
ESW4 12-43L18X-SP	23,480	35,210	15,280	25	125,400	(2) 5	1,334	307	9' 2-5/8"	10' 4"	19-1/2"	19' 6-5/8"
ESW4 12-43M18X-SP	23,590	35,320	15,280	30	132,800	(2) 5	1,334	307	9' 2-5/8"	10' 4"	19-1/2"	19' 6-5/8"
ESW4 12-43N18X-SP	23,850	35,580	15,280	40	145,200	(2) 5	1,334	307	9' 2-5/8"	10' 4"	19-1/2"	19' 6-5/8"
ESW4 12-43O18X-SP	23,910	35,640	15,280	50	155,600	(2) 5	1,334	307	9' 2-5/8"	10' 4"	19-1/2"	19' 6-5/8"
ESW4 12-43P18X-SP	24,020	35,750	15,280	60	164,900	(2) 5	1,334	307	9' 2-5/8"	10' 4"	19-1/2"	19' 6-5/8"
ESW4 12-44J18X-SP	25,680	38,210	17,590	15	106,700	(2) 5	1,334	403	9' 10-1/8"	10' 4"	27 0"	20' 2-1/8"
ESW4 12-44K18X-SP	25,740	38,270	17,590	20	116,800	(2) 5	1,334	403	9' 10-1/8"	10' 4"	27 0"	20' 2-1/8"
ESW4 12-44L18X-SP	25,790	38,320	17,590	25	125,400	(2) 5	1,334	403	9' 10-1/8"	10' 4"	27 0"	20' 2-1/8"
ESW4 12-44M18X-SP	25,900	38,430	17,590	30	132,800	(2) 5	1,334	403	9' 10-1/8"	10' 4"	27 0"	20' 2-1/8"
ESW4 12-44N18X-SP	26,160	38,690	17,590	40	145,200	(2) 5	1,334	403	9' 10-1/8"	10' 4"	27 0"	20' 2-1/8"
ESW4 12-44O18X-SP	26,220	38,750	17,590	50	155,600	(2) 5	1,334	403	9' 10-1/8"	10' 4"	27 0"	20' 2-1/8"
ESW4 12-44P18X-SP	26,330	38,860	17,590	60	164,900	(2) 5	1,334	403	9' 10-1/8"	10' 4"	27 0"	20' 2-1/8"
ESW4 12-45J18X-SP	28,090	41,420	20,000	15	106,700	(2) 5	1,334	499	10' 5-5/8"	10' 4"	34-1/2"	20' 9-5/8"
ESW4 12-45K18X-SP	28,150	41,480	20,000	20	116,800	(2) 5	1,334	499	10' 5-5/8"	10' 4"	34-1/2"	20' 9-5/8"
ESW4 12-45L18X-SP	28,200	41,530	20,000	25	125,400	(2) 5	1,334	499	10' 5-5/8"	10' 4"	34-1/2"	20' 9-5/8"
ESW4 12-45M18X-SP	28,310	41,640	20,000	30	132,800	(2) 5	1,334	499	10' 5-5/8"	10' 4"	34-1/2"	20' 9-5/8"
ESW4 12-45N18X-SP	28,570	41,900	20,000	40	145,200	(2) 5	1,334	499	10' 5-5/8"	10' 4"	34-1/2"	20' 9-5/8"
ESW4 12-45O18X-SP	28,630	41,960	20,000	50	155,600	(2) 5	1,334	499	10' 5-5/8"	10' 4"	34-1/2"	20' 9-5/8"
ESW4 12-45P18X-SP	28,740	42,070	20,000	60	164,900	(2) 5	1,334	499	10' 5-5/8"	10' 4"	34-1/2"	20' 9-5/8"
ESW4 12-46J18X-SP	30,300	44,430	22,210	15	106,700	(2) 5	1,334	595	11' 1-1/8"	10' 4"	42 0"	21' 5-1/8"
ESW4 12-46K18X-SP	30,360	44,490	22,210	20	116,800	(2) 5	1,334	595	11' 1-1/8"	10' 4"	42 0"	21' 5-1/8"
ESW4 12-46L18X-SP	30,410	44,540	22,210	25	125,400	(2) 5	1,334	595	11' 1-1/8"	10' 4"	42 0"	21' 5-1/8"
ESW4 12-46M18X-SP	30,520	44,650	22,210	30	132,800	(2) 5	1,334	595	11' 1-1/8"	10' 4"	42 0"	21' 5-1/8"
ESW4 12-46N18X-SP	30,780	44,910	22,210	40	145,200	(2) 5	1,334	595	11' 1-1/8"	10' 4"	42 0"	21' 5-1/8"
ESW4 12-46O18X-SP	30,840	44,970	22,210	50	155,600	(2) 5	1,334	595	11' 1-1/8"	10' 4"	42 0"	21' 5-1/8"
ESW4 12-46P18X-SP	30,950	45,080	22,210	60	164,900	(2) 5	1,334	595	11' 1-1/8"	10' 4"	42 0"	21' 5-1/8"

1 Model numbers will end in "-Z" for units with Series Flow piping configuration. Series Flow will require crossover piping. Model numbers will include "C" for units with stainless steel coil(s), "R" for units with low sound fan(s).
2 Heaviest section is the lower section.
3 Unit dimensions may vary slightly from catalog. See factory certified prints for exact dimensions. Coil connections are 4 inch bevel for weld (BFW). Other connection types such as grooved for mechanical coupling or flanged are also available as options.

ESW4 12-24J18X-LF to 12-36O18X-LF

Selections for ESW4 Closed Circuit Coolers are available from EVAPCO's Spectrum Equipment Selection Program or the ESW4 Thermal Performance Charts located on evapco.com.

NOTE: The coil connections increase to 6" BFW when the flow rate exceeds 450 gpm. This required option is referred to as the High Flow coil configuration. Connection locations for High Flow configuration may vary slightly from those shown here. Refer to certified drawings for exact piping interface locations.



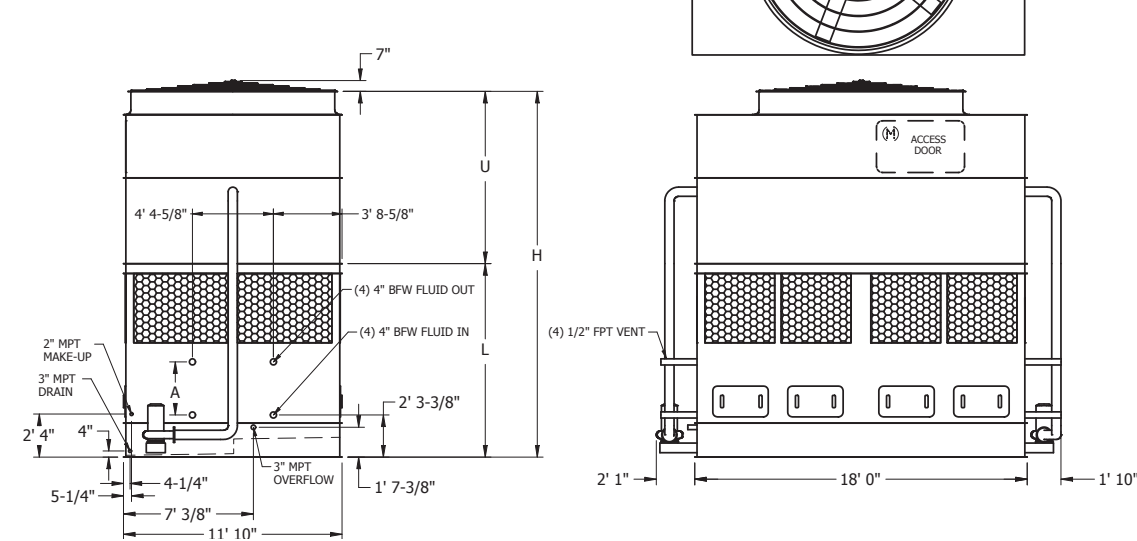
Model Number ¹	Weights (lbs.)			Fans		Spray Pump		Coil Volume (gallons)	Dimensions ³			
	Shipping (lbs)	Operating (lbs)	Heaviest Section ² (lbs)	HP	CFM	HP	GPM		Lower L	Upper U	Coil A	Height H
ESW4 12-24J18X-LF	28,580	42,780	21,980	15	110,100	(2) 7.5	1,820	604	9' 10-1/8"	8' 4"	27 0"	18' 2-1/8"
ESW4 12-24K18X-LF	28,640	42,840	21,980	20	120,600	(2) 7.5	1,820	604	9' 10-1/8"	8' 4"	27 0"	18' 2-1/8"
ESW4 12-24L18X-LF	28,690	42,890	21,980	25	129,600	(2) 7.5	1,820	604	9' 10-1/8"	8' 4"	27 0"	18' 2-1/8"
ESW4 12-24M18X-LF	28,800	43,000	21,980	30	137,400	(2) 7.5	1,820	604	9' 10-1/8"	8' 4"	270"	18' 2-1/8"
ESW4 12-24N18X-LF	29,060	43,260	21,980	40	150,500	(2) 7.5	1,820	604	9' 10-1/8"	8' 4"	27 0"	18' 2-1/8"
ESW4 12-25J18X-LF	32,050	47,450	25,450	15	110,100	(2) 7.5	1,820	747	10' 5-5/8"	8' 4"	34-1/2"	18' 9-5/8"
ESW4 12-25K18X-LF	32,110	47,510	25,450	20	120,600	(2) 7.5	1,820	747	10' 5-5/8"	8' 4"	34-1/2"	18' 9-5/8"
ESW4 12-25L18X-LF	32,160	47,560	25,450	25	129,600	(2) 7.5	1,820	747	10' 5-5/8"	8' 4"	34-1/2"	18' 9-5/8"
ESW4 12-25M18X-LF	32,270	47,670	25,450	30	137,400	(2) 7.5	1,820	747	10' 5-5/8"	8' 4"	34-1/2"	18' 9-5/8"
ESW4 12-25N18X-LF	32,530	47,930	25,450	40	150,500	(2) 7.5	1,820	747	10' 5-5/8"	8' 4"	34-1/2"	18' 9-5/8"
ESW4 12-26J18X-LF	35,300	51,890	28,700	15	110,100	(2) 7.5	1,820	890	11' 1-1/8"	8' 4"	42 0"	19' 5-1/8"
ESW4 12-26K18X-LF	35,360	51,950	28,700	20	120,600	(2) 7.5	1,820	890	11' 1-1/8"	8' 4"	42 0"	19' 5-1/8"
ESW4 12-26L18X-LF	35,410	52,000	28,700	25	129,600	(2) 7.5	1,820	890	11' 1-1/8"	8' 4"	42 0"	19' 5-1/8"
ESW4 12-26M18X-LF	35,520	52,110	28,700	30	137,400	(2) 7.5	1,820	890	11' 1-1/8"	8' 4"	42 0"	19' 5-1/8"
ESW4 12-26N18X-LF	35,780	52,370	28,700	40	150,500	(2) 7.5	1,820	890	11' 1-1/8"	8' 4"	42 0"	19' 5-1/8"
ESW4 12-34J18X-LF	29,370	43,570	21,980	15	108,500	(2) 7.5	1,820	604	9' 10-1/8"	9' 4"	27 0"	19' 2-1/8"
ESW4 12-34K18X-LF	29,430	43,630	21,980	20	118,700	(2) 7.5	1,820	604	9' 10-1/8"	9' 4"	27 0"	19' 2-1/8"
ESW4 12-34L18X-LF	29,480	43,680	21,980	25	127,400	(2) 7.5	1,820	604	9' 10-1/8"	9' 4"	27 0"	19' 2-1/8"
ESW4 12-34M18X-LF	29,590	43,790	21,980	30	134,900	(2) 7.5	1,820	604	9' 10-1/8"	9' 4"	27 0"	19' 2-1/8"
ESW4 12-34N18X-LF	29,850	44,050	21,980	40	147,600	(2) 7.5	1,820	604	9' 10-1/8"	9' 4"	27 0"	19' 2-1/8"
ESW4 12-34O18X-LF	29,910	44,110	21,980	50	158,500	(2) 7.5	1,820	604	9' 10-1/8"	9' 4"	27 0"	19' 2-1/8"
ESW4 12-35J18X-LF	32,840	48,240	25,450	15	108,500	(2) 7.5	1,820	747	10' 5-5/8"	9' 4"	34-1/2"	19' 9-5/8"
ESW4 12-35K18X-LF	32,900	48,300	25,450	20	118,700	(2) 7.5	1,820	747	10' 5-5/8"	9' 4"	34-1/2"	19' 9-5/8"
ESW4 12-35L18X-LF	32,950	48,350	25,450	25	127,400	(2) 7.5	1,820	747	10' 5-5/8"	9' 4"	34-1/2"	19' 9-5/8"
ESW4 12-35M18X-LF	33,060	48,460	25,450	30	134,900	(2) 7.5	1,820	747	10' 5-5/8"	9' 4"	34-1/2"	19' 9-5/8"
ESW4 12-35N18X-LF	33,320	48,720	25,450	40	147,600	(2) 7.5	1,820	747	10' 5-5/8"	9' 4"	34-1/2"	19' 9-5/8"
ESW4 12-35O18X-LF	33,380	48,780	25,450	50	158,500	(2) 7.5	1,820	747	10' 5-5/8"	9' 4"	34-1/2"	19' 9-5/8"
ESW4 12-36J18X-LF	36,090	52,680	28,700	15	108,500	(2) 7.5	1,820	890	11' 1-1/8"	9' 4"	42 0"	20' 5-1/8"
ESW4 12-36K18X-LF	36,150	52,740	28,700	20	118,700	(2) 7.5	1,820	890	11' 1-1/8"	9' 4"	42 0"	20' 5-1/8"
ESW4 12-36L18X-LF	36,200	52,790	28,700	25	127,400	(2) 7.5	1,820	890	11' 1-1/8"	9' 4"	42 0"	20' 5-1/8"
ESW4 12-36M18X-LF	36,310	52,900	28,700	30	134,900	(2) 7.5	1,820	890	11' 1-1/8"	9' 4"	42 0"	20' 5-1/8"
ESW4 12-36N18X-LF	36,570	53,160	28,700	40	147,600	(2) 7.5	1,820	890	11' 1-1/8"	9' 4"	42 0"	20' 5-1/8"
ESW4 12-36O18X-LF	36,630	53,220	28,700	50	158,500	(2) 7.5	1,820	890	11' 1-1/8"	9' 4"	42 0"	20' 5-1/8"

1 Model numbers will end in "-Z" for units with Series Flow piping configuration. Series Flow will require crossover piping. Model numbers will include "C" for units with stainless steel coil(s), "R" for units with low sound fan(s).
2 Heaviest section is the lower section.
3 Unit dimensions may vary slightly from catalog. See factory certified prints for exact dimensions. Coil connections are 4 inch bevel for weld (BFW). Other connection types such as grooved for mechanical coupling or flanged are also available as options.

ESW4 12-44J18X-LF to 12-46P18X-LF

Selections for ESW4 Closed Circuit Coolers are available from EVAPCO's Spectrum Equipment Selection Program or the ESW4 Thermal Performance Charts located on evapco.com.

NOTE: The coil connections increase to 6" BFW when the flow rate exceeds 450 gpm. This required option is referred to as the High Flow coil configuration. Connection locations for High Flow configuration may vary slightly from those shown here. Refer to certified drawings for exact piping interface locations.



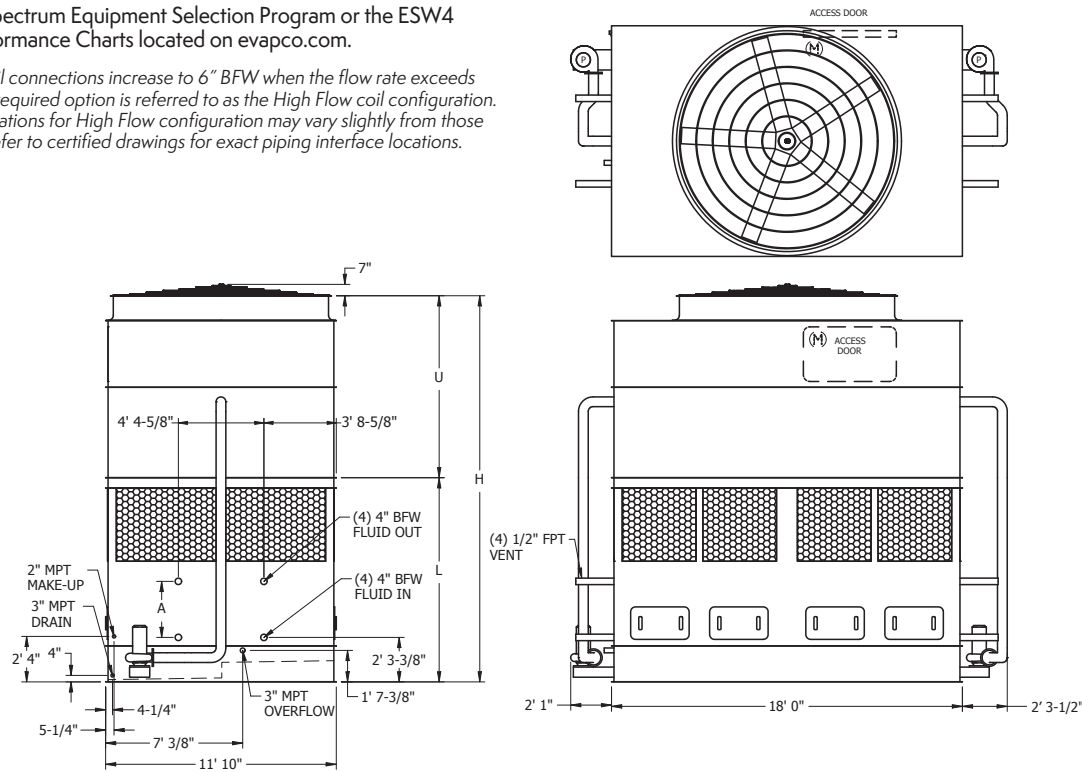
Model Number ¹	Weights (lbs.)			Fans		Spray Pump		Coil Volume (gallons)	Dimensions ³			
	Shipping (lbs)	Operating (lbs)	Heaviest Section ² (lbs)	HP	CFM	HP	GPM		Lower L	Upper U	Coil A	Height H
ESW4 12-44J18X-LF	30,070	44,270	21,980	15	106,700	(2) 7.5	1,820	604	9' 10-1/8"	10' 4"	27 0"	20' 2-1/8"
ESW4 12-44K18X-LF	30,130	44,330	21,980	20	116,800	(2) 7.5	1,820	604	9' 10-1/8"	10' 4"	27 0"	20' 2-1/8"
ESW4 12-44L18X-LF	30,180	44,380	21,980	25	125,400	(2) 7.5	1,820	604	9' 10-1/8"	10' 4"	27 0"	20' 2-1/8"
ESW4 12-44M18X-LF	30,290	44,490	21,980	30	132,800	(2) 7.5	1,820	604	9' 10-1/8"	10' 4"	27 0"	20' 2-1/8"
ESW4 12-44N18X-LF	30,550	44,750	21,980	40	145,200	(2) 7.5	1,820	604	9' 10-1/8"	10' 4"	27 0"	20' 2-1/8"
ESW4 12-44O18X-LF	30,610	44,810	21,980	50	155,600	(2) 7.5	1,820	604	9' 10-1/8"	10' 4"	27 0"	20' 2-1/8"
ESW4 12-44P18X-LF	30,720	44,920	21,980	60	164,900	(2) 7.5	1,820	604	9' 10-1/8"	10' 4"	27 0"	20' 2-1/8"
ESW4 12-45J18X-LF	33,540	48,940	25,450	15	106,700	(2) 7.5	1,820	747	10' 5-5/8"	10' 4"	34-1/2"	20' 9-5/8"
ESW4 12-45K18X-LF	33,600	49,000	25,450	20	116,800	(2) 7.5	1,820	747	10' 5-5/8"	10' 4"	34-1/2"	20' 9-5/8"
ESW4 12-45L18X-LF	33,650	49,050	25,450	25	125,400	(2) 7.5	1,820	747	10' 5-5/8"	10' 4"	34-1/2"	20' 9-5/8"
ESW4 12-45M18X-LF	33,760	49,160	25,450	30	132,800	(2) 7.5	1,820	747	10' 5-5/8"	10' 4"	34-1/2"	20' 9-5/8"
ESW4 12-45N18X-LF	34,020	49,420	25,450	40	145,200	(2) 7.5	1,820	747	10' 5-5/8"	10' 4"	34-1/2"	20' 9-5/8"
ESW4 12-45O18X-LF	34,080	49,480	25,450	50	155,600	(2) 7.5	1,820	747	10' 5-5/8"	10' 4"	34-1/2"	20' 9-5/8"
ESW4 12-45P18X-LF	34,190	49,590	25,450	60	164,900	(2) 7.5	1,820	747	10' 5-5/8"	10' 4"	34-1/2"	20' 9-5/8"
ESW4 12-46J18X-LF	36,790	53,380	28,700	15	106,700	(2) 7.5	1,820	890	11' 1-1/8"	10' 4"	42 0"	21' 5-1/8"
ESW4 12-46K18X-LF	36,850	53,440	28,700	20	116,800	(2) 7.5	1,820	890	11' 1-1/8"	10' 4"	42 0"	21' 5-1/8"
ESW4 12-46L18X-LF	36,900	53,490	28,700	25	125,400	(2) 7.5	1,820	890	11' 1-1/8"	10' 4"	42 0"	21' 5-1/8"
ESW4 12-46M18X-LF	37,010	53,600	28,700	30	132,800	(2) 7.5	1,820	890	11' 1-1/8"	10' 4"	42 0"	21' 5-1/8"
ESW4 12-46N18X-LF	37,270	53,860	28,700	40	145,200	(2) 7.5	1,820	890	11' 1-1/8"	10' 4"	42 0"	21' 5-1/8"
ESW4 12-46O18X-LF	37,330	53,920	28,700	50	155,600	(2) 7.5	1,820	890	11' 1-1/8"	10' 4"	42 0"	21' 5-1/8"
ESW4 12-46P18X-LF	37,440	54,030	28,700	60	164,900	(2) 7.5	1,820	890	11' 1-1/8"	10' 4"	42 0"	21' 5-1/8"

1 Model numbers will end in "-Z" for units with Series Flow piping configuration. Series Flow will require crossover piping. Model numbers will include "C" for units with stainless steel coil(s), "R" for units with low sound fan(s).
2 Heaviest section is the lower section.
3 Unit dimensions may vary slightly from catalog. See factory certified prints for exact dimensions. Coil connections are 4 inch bevel for weld (BFW). Other connection types such as grooved for mechanical coupling or flanged are also available as options.

ESW4 12-24J18X-SF to 12-34O18X-SF

Selections for ESW4 Closed Circuit Coolers are available from EVAPCO's Spectrum Equipment Selection Program or the ESW4 Thermal Performance Charts located on evapco.com.

NOTE: The coil connections increase to 6" BFW when the flow rate exceeds 450 gpm. This required option is referred to as the High Flow coil configuration. Connection locations for High Flow configuration may vary slightly from those shown here. Refer to certified drawings for exact piping interface locations.



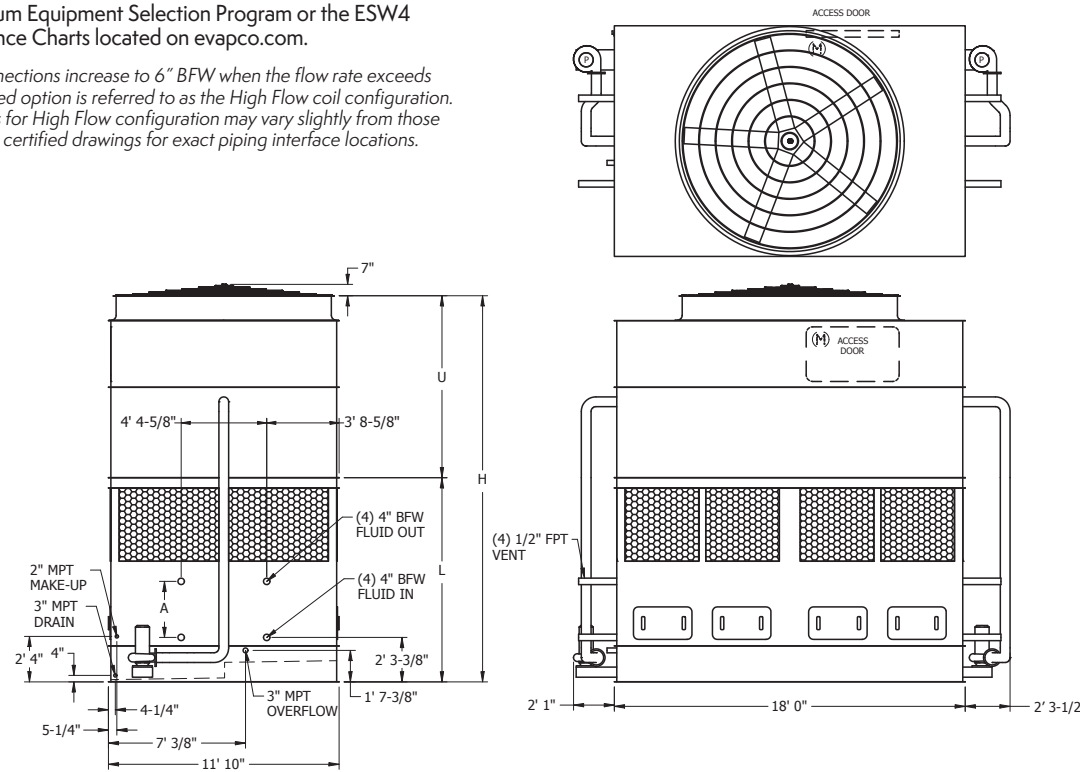
Model Number ¹	Weights (lbs.)			Fans		Spray Pump		Coil Volume (gallons)	Dimensions ³			
	Shipping (lbs)	Operating (lbs)	Heaviest Section ² (lbs)	HP	CFM	HP	GPM		Lower L	Upper U	Coil A	Height H
ESW4 12-24J18X-SF	28,490	42,690	21,890	15	110,100	(2) 5	1,334	604	9' 10-1/8"	8' 4"	27 0"	18' 2-1/8"
ESW4 12-24K18X-SF	28,550	42,750	21,890	20	120,600	(2) 5	1,334	604	9' 10-1/8"	8' 4"	27 0"	18' 2-1/8"
ESW4 12-24L18X-SF	28,600	42,800	21,890	25	129,600	(2) 5	1,334	604	9' 10-1/8"	8' 4"	27 0"	18' 2-1/8"
ESW4 12-24M18X-SF	28,710	42,910	21,890	30	137,400	(2) 5	1,334	604	9' 10-1/8"	8' 4"	27 0"	18' 2-1/8"
ESW4 12-24N18X-SF	28,970	43,170	21,890	40	150,500	(2) 5	1,334	604	9' 10-1/8"	8' 4"	27 0"	18' 2-1/8"
ESW4 12-25J18X-SF	31,960	47,360	25,360	15	110,100	(2) 5	1,334	747	10' 5-5/8"	8' 4"	34-1/2"	18' 9-5/8"
ESW4 12-25K18X-SF	32,020	47,420	25,360	20	120,600	(2) 5	1,334	747	10' 5-5/8"	8' 4"	34-1/2"	18' 9-5/8"
ESW4 12-25L18X-SF	32,070	47,470	25,360	25	129,600	(2) 5	1,334	747	10' 5-5/8"	8' 4"	34-1/2"	18' 9-5/8"
ESW4 12-25M18X-SF	32,180	47,580	25,360	30	137,400	(2) 5	1,334	747	10' 5-5/8"	8' 4"	34-1/2"	18' 9-5/8"
ESW4 12-25N18X-SF	32,440	47,840	25,360	40	150,500	(2) 5	1,334	747	10' 5-5/8"	8' 4"	34-1/2"	18' 9-5/8"
ESW4 12-26J18X-SF	35,210	51,800	28,610	15	110,100	(2) 5	1,334	890	11' 1-1/8"	8' 4"	42 0"	19' 5-1/8"
ESW4 12-26K18X-SF	35,270	51,860	28,610	20	120,600	(2) 5	1,334	890	11' 1-1/8"	8' 4"	42 0"	19' 5-1/8"
ESW4 12-26L18X-SF	35,320	51,910	28,610	25	129,600	(2) 5	1,334	890	11' 1-1/8"	8' 4"	42 0"	19' 5-1/8"
ESW4 12-26M18X-SF	35,430	52,020	28,610	30	137,400	(2) 5	1,334	890	11' 1-1/8"	8' 4"	42 0"	19' 5-1/8"
ESW4 12-26N18X-SF	35,690	52,280	28,610	40	150,500	(2) 5	1,334	890	11' 1-1/8"	8' 4"	42 0"	19' 5-1/8"
ESW4 12-34J18X-SF	29,280	43,480	21,890	15	108,500	(2) 5	1,334	604	9' 10-1/8"	9' 4"	27 0"	19' 2-1/8"
ESW4 12-34K18X-SF	29,340	43,540	21,890	20	118,700	(2) 5	1,334	604	9' 10-1/8"	9' 4"	27 0"	19' 2-1/8"
ESW4 12-34L18X-SF	29,390	43,590	21,890	25	127,400	(2) 5	1,334	604	9' 10-1/8"	9' 4"	27 0"	19' 2-1/8"
ESW4 12-34N18X-SF	29,500	43,700	21,890	30	134,900	(2) 5	1,334	604	9' 10-1/8"	9' 4"	27 0"	19' 2-1/8"
ESW4 12-34N18X-SF	29,760	43,960	21,890	40	147,600	(2) 5	1,334	604	9' 10-1/8"	9' 4"	27 0"	19' 2-1/8"
ESW4 12-34O18X-SF	29,820	44,020	21,890	50	158,500	(2) 5	1,334	604	9' 10-1/8"	9' 4"	27 0"	19' 2-1/8"

1 Model numbers will end in "-Z" for units with Series Flow piping configuration. Series Flow will require crossover piping. Model numbers will include "C" for units with stainless steel coil(s), "R" for units with low sound fan(s).
2 Heaviest section is the lower section.
3 Unit dimensions may vary slightly from catalog. See factory certified prints for exact dimensions. Coil connections are 4 inch bevel for weld (BFW). Other connection types such as grooved for mechanical coupling or flanged are also available as options.

ESW4 12-35J18X-SF to 12-44P18X-SF

Selections for ESW4 Closed Circuit Coolers are available from EVAPCO's Spectrum Equipment Selection Program or the ESW4 Thermal Performance Charts located on evapco.com.

NOTE: The coil connections increase to 6" BFW when the flow rate exceeds 450 gpm. This required option is referred to as the High Flow coil configuration. Connection locations for High Flow configuration may vary slightly from those shown here. Refer to certified drawings for exact piping interface locations.



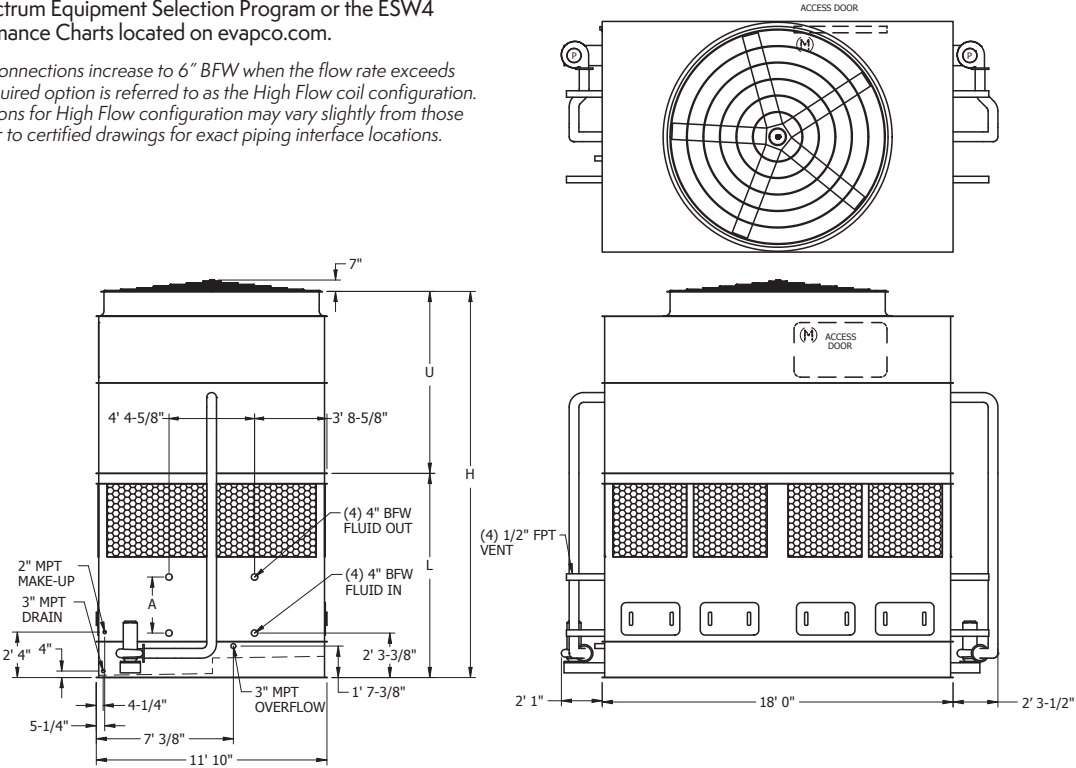
Model Number ¹	Weights (lbs.)			Fans		Spray Pump		Coil Volume (gallons)	Dimensions ³			
	Shipping (lbs)	Operating (lbs)	Heaviest Section ² (lbs)	HP	CFM	HP	GPM		Lower L	Upper U	Coil A	Height H
ESW4 12-35J18X-SF	32,750	48,150	25,360	15	108,500	(2) 5	1,334	747	10' 5-5/8"	9' 4"	34-1/2"	19' 9-5/8"
ESW4 12-35K18X-SF	32,810	48,210	25,360	20	118,700	(2) 5	1,334	747	10' 5-5/8"	9' 4"	34-1/2"	19' 9-5/8"
ESW4 12-35L18X-SF	32,860	48,260	25,360	25	127,400	(2) 5	1,334	747	10' 5-5/8"	9' 4"	34-1/2"	19' 9-5/8"
ESW4 12-35M18X-SF	32,970	48,370	25,360	30	134,900	(2) 5	1,334	747	10' 5-5/8"	9' 4"	34-1/2"	19' 9-5/8"
ESW4 12-35N18X-SF	33,230	48,630	25,360	40	147,600	(2) 5	1,334	747	10' 5-5/8"	9' 4"	34-1/2"	19' 9-5/8"
ESW4 12-35O18X-SF	33,290	48,690	25,360	50	158,500	(2) 5	1,334	747	10' 5-5/8"	9' 4"	34-1/2"	19' 9-5/8"
ESW4 12-36J18X-SF	36,000	52,590	28,610	15	108,500	(2) 5	1,334	890	11' 1-1/8"	9' 4"	42 0"	20' 5-1/8"
ESW4 12-36K18X-SF	36,060	52,650	28,610	20	118,700	(2) 5	1,334	890	11' 1-1/8"	9' 4"	42 0"	20' 5-1/8"
ESW4 12-36L18X-SF	36,110	52,700	28,610	25	127,400	(2) 5	1,334	890	11' 1-1/8"	9' 4"	42 0"	20' 5-1/8"
ESW4 12-36M18X-SF	36,220	52,810	28,610	30	134,900	(2) 5	1,334	890	11' 1-1/8"	9' 4"	42 0"	20' 5-1/8"
ESW4 12-36N18X-SF	36,480	53,070	28,610	40	147,600	(2) 5	1,334	890	11' 1-1/8"	9' 4"	42 0"	20' 5-1/8"
ESW4 12-36O18X-SF	36,540	53,130	28,610	50	158,500	(2) 5	1,334	890	11' 1-1/8"	9' 4"	42 0"	20' 5-1/8"
ESW4 12-44J18X-SF	29,980	44,180	21,890	15	106,700	(2) 5	1,334	604	9' 10-1/8"	10' 4"	27 0"	20' 2-1/8"
ESW4 12-44K18X-SF	30,040	44,240	21,890	20	116,800	(2) 5	1,334	604	9' 10-1/8"	10' 4"	27 0"	20' 2-1/8"
ESW4 12-44L18X-SF	30,090	44,290	21,890	25	125,400	(2) 5	1,334	604	9' 10-1/8"	10' 4"	27 0"	20' 2-1/8"
ESW4 12-44M18X-SF	30,200	44,400	21,890	30	132,800	(2) 5	1,334	604	9' 10-1/8"	10' 4"	27 0"	20' 2-1/8"
ESW4 12-44N18X-SF	30,460	44,660	21,890	40	145,200	(2) 5	1,334	604	9' 10-1/8"	10' 4"	27 0"	20' 2-1/8"
ESW4 12-44O18X-SF	30,520	44,720	21,890	50	155,600	(2) 5	1,334	604	9' 10-1/8"	10' 4"	27 0"	20' 2-1/8"
ESW4 12-44P18X-SF	30,630	44,830	21,890	60	164,900	(2) 5	1,334	604	9' 10-1/8"	10' 4"	27 0"	20' 2-1/8"

1 Model numbers will end in "-Z" for units with Series Flow piping configuration. Series Flow will require crossover piping. Model numbers will include "C" for units with stainless steel coil(s), "R" for units with low sound fan(s).
2 Heaviest section is the lower section.
3 Unit dimensions may vary slightly from catalog. See factory certified prints for exact dimensions. Coil connections are 4 inch bevel for weld (BFW). Other connection types such as grooved for mechanical coupling or flanged are also available as options.

ESW4 12-45J18X-SF to 12-46P18X-SF

Selections for ESW4 Closed Circuit Coolers are available from EVAPCO's Spectrum Equipment Selection Program or the ESW4 Thermal Performance Charts located on evapco.com.

NOTE: The coil connections increase to 6" BFW when the flow rate exceeds 450 gpm. This required option is referred to as the High Flow coil configuration. Connection locations for High Flow configuration may vary slightly from those shown here. Refer to certified drawings for exact piping interface locations.



Model Number ¹	Weights (lbs.)			Fans		Spray Pump		Coil Volume (gallons)	Dimensions ³			
	Shipping (lbs)	Operating (lbs)	Heaviest Section ² (lbs)	HP	CFM	HP	GPM		Lower L	Upper U	Coil A	Height H
ESW4 12-45J18X-SF	33,450	48,850	25,360	15	106,700	(2) 5	1,334	747	10' 5-5/8"	10' 4"	34-1/2"	20' 9-5/8"
ESW4 12-45K18X-SF	33,510	48,910	25,360	20	116,800	(2) 5	1,334	747	10' 5-5/8"	10' 4"	34-1/2"	20' 9-5/8"
ESW4 12-45L18X-SF	33,560	48,960	25,360	25	125,400	(2) 5	1,334	747	10' 5-5/8"	10' 4"	34-1/2"	20' 9-5/8"
ESW4 12-45M18X-SF	33,670	49,070	25,360	30	132,800	(2) 5	1,334	747	10' 5-5/8"	10' 4"	34-1/2"	20' 9-5/8"
ESW4 12-45N18X-SF	33,930	49,330	25,360	40	145,200	(2) 5	1,334	747	10' 5-5/8"	10' 4"	34-1/2"	20' 9-5/8"
ESW4 12-45O18X-SF	33,990	49,390	25,360	50	155,600	(2) 5	1,334	747	10' 5-5/8"	10' 4"	34-1/2"	20' 9-5/8"
ESW4 12-45P18X-SF	34,100	49,500	25,360	60	164,900	(2) 5	1,334	747	10' 5-5/8"	10' 4"	34-1/2"	20' 9-5/8"
ESW4 12-46J18X-SF	36,700	53,290	28,610	15	106,700	(2) 5	1,334	890	11' 1-1/8"	10' 4"	42 0"	21' 5-1/8"
ESW4 12-46K18X-SF	36,760	53,350	28,610	20	116,800	(2) 5	1,334	890	11' 1-1/8"	10' 4"	42 0"	21' 5-1/8"
ESW4 12-46L18X-SF	36,810	53,400	28,610	25	125,400	(2) 5	1,334	890	11' 1-1/8"	10' 4"	42 0"	21' 5-1/8"
ESW4 12-46M18X-SF	36,920	53,510	28,610	30	132,800	(2) 5	1,334	890	11' 1-1/8"	10' 4"	42 0"	21' 5-1/8"
ESW4 12-46N18X-SF	37,180	53,770	28,610	40	145,200	(2) 5	1,334	890	11' 1-1/8"	10' 4"	42 0"	21' 5-1/8"
ESW4 12-46O18X-SF	37,240	53,830	28,610	50	155,600	(2) 5	1,334	890	11' 1-1/8"	10' 4"	42 0"	21' 5-1/8"
ESW4 12-46P18X-SF	37,350	53,940	28,610	60	164,900	(2) 5	1,334	890	11' 1-1/8"	10' 4"	42 0"	21' 5-1/8"

1 Model numbers will end in "-Z" for units with Series Flow piping configuration. Series Flow will require crossover piping. Model numbers will include "C" for units with stainless steel coil(s), "R" for units with low sound fan(s).

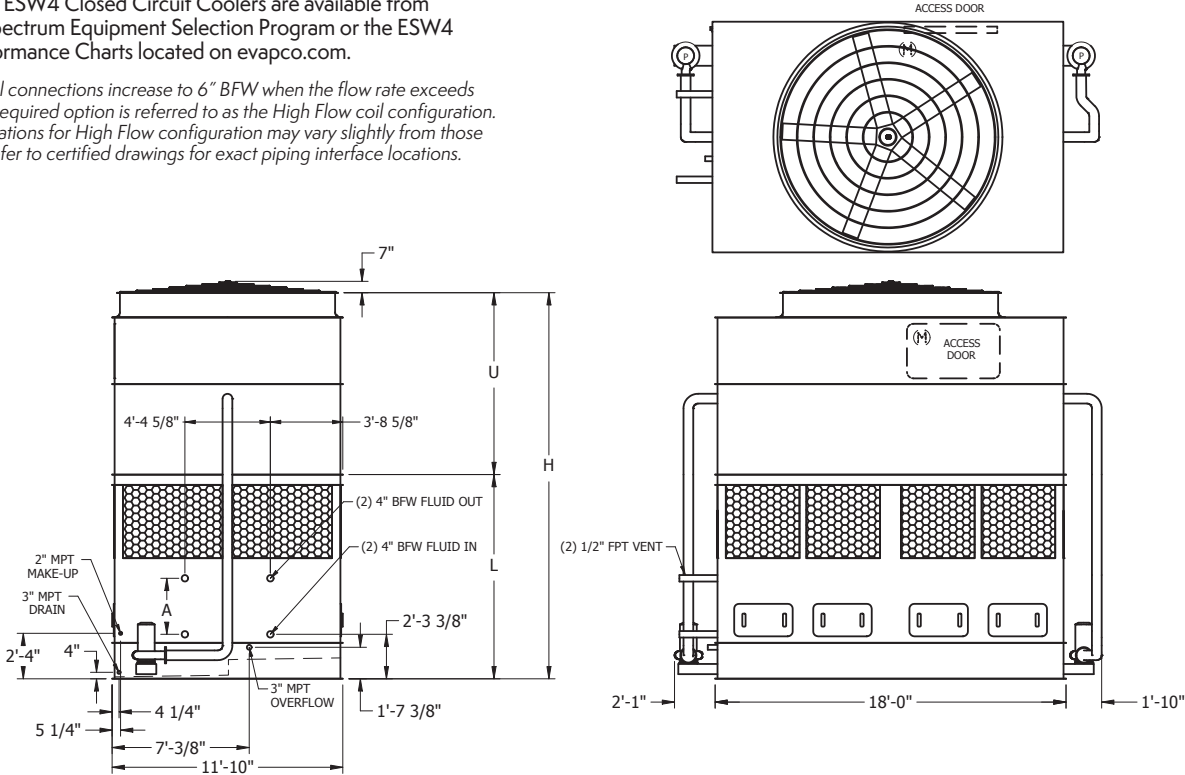
2 Heaviest section is the lower section.

3 Unit dimensions may vary slightly from catalog. See factory certified prints for exact dimensions. Coil connections are 4 inch bevel for weld (BFW). Other connection types such as grooved for mechanical coupling or flanged are also available as options.

ESW4 12-24J18-LF to 12-35O18-LF

Selections for ESW4 Closed Circuit Coolers are available from EVAPCO's Spectrum Equipment Selection Program or the ESW4 Thermal Performance Charts located on evapco.com.

NOTE: The coil connections increase to 6" BFW when the flow rate exceeds 450 gpm. This required option is referred to as the High Flow coil configuration. Connection locations for High Flow configuration may vary slightly from those shown here. Refer to certified drawings for exact piping interface locations.



Model Number ¹	Weights (lbs.)			Fans		Spray Pump		Coil Volume (gallons)	Dimensions ³			
	Shipping (lbs)	Operating (lbs)	Heaviest Section ² (lbs)	HP	CFM	HP	GPM		Lower L	Upper U	Coil A	Height H
ESW4 12-24J18-LF	28,220	42,370	21,620	15	110,100	(2) 7.5	1,820	597	9' 10-1/8"	8' 4"	27 0"	18' 2-1/8"
ESW4 12-24K18-LF	28,280	42,430	21,620	20	120,600	(2) 7.5	1,820	597	9' 10-1/8"	8' 4"	27 0"	18' 2-1/8"
ESW4 12-24L18-LF	28,330	42,480	21,620	25	129,600	(2) 7.5	1,820	597	9' 10-1/8"	8' 4"	27 0"	18' 2-1/8"
ESW4 12-24M18-LF	28,440	42,590	21,620	30	137,400	(2) 7.5	1,820	597	9' 10-1/8"	8' 4"	27 0"	18' 2-1/8"
ESW4 12-24N18-LF	28,700	42,850	21,620	40	150,500	(2) 7.5	1,820	597	9' 10-1/8"	8' 4"	27 0"	18' 2-1/8"
ESW4 12-25J18-LF	31,590	46,950	24,990	15	110,100	(2) 7.5	1,820	742	10' 5-5/8"	8' 4"	34-1/2"	18' 9-5/8"
ESW4 12-25K18-LF	31,650	47,010	24,990	20	120,600	(2) 7.5	1,820	742	10' 5-5/8"	8' 4"	34-1/2"	18' 9-5/8"
ESW4 12-25L18-LF	31,700	47,060	24,990	25	129,600	(2) 7.5	1,820	742	10' 5-5/8"	8' 4"	34-1/2"	18' 9-5/8"
ESW4 12-25M18-LF	31,810	47,170	24,990	30	137,400	(2) 7.5	1,820	742	10' 5-5/8"	8' 4"	34-1/2"	18' 9-5/8"
ESW4 12-25N18-LF	32,070	47,430	24,990	40	150,500	(2) 7.5	1,820	742	10' 5-5/8"	8' 4"	34-1/2"	18' 9-5/8"
ESW4 12-26J18-LF	34,800	51,370	28,200	15	110,100	(2) 7.5	1,820	888	11' 1-1/8"	8' 4"	42 0"	19' 5-1/8"
ESW4 12-26K18-LF	34,860	51,430	28,200	20	120,600	(2) 7.5	1,820	888	11' 1-1/8"	8' 4"	42 0"	19' 5-1/8"
ESW4 12-26L18-LF	34,910	51,480	28,200	25	129,600	(2) 7.5	1,820	888	11' 1-1/8"	8' 4"	42 0"	19' 5-1/8"
ESW4 12-26M18-LF	35,020	51,590	28,200	30	137,400	(2) 7.5	1,820	888	11' 1-1/8"	8' 4"	42 0"	19' 5-1/8"
ESW4 12-26N18-LF	35,280	51,850	28,200	40	150,500	(2) 7.5	1,820	888	11' 1-1/8"	8' 4"	42 0"	19' 5-1/8"
ESW4 12-34J18-LF	29,010	43,160	21,620	15	108,500	(2) 7.5	1,820	597	9' 10-1/8"	9' 4"	27 0"	19' 2-1/8"
ESW4 12-34K18-LF	29,070	43,220	21,620	20	118,700	(2) 7.5	1,820	597	9' 10-1/8"	9' 4"	27 0"	19' 2-1/8"
ESW4 12-34L18-LF	29,120	43,270	21,620	25	127,400	(2) 7.5	1,820	597	9' 10-1/8"	9' 4"	27 0"	19' 2-1/8"
ESW4 12-34M18-LF	29,230	43,380	21,620	30	134,900	(2) 7.5	1,820	597	9' 10-1/8"	9' 4"	27 0"	19' 2-1/8"
ESW4 12-34N18-LF	29,490	43,640	21,620	40	147,600	(2) 7.5	1,820	597	9' 10-1/8"	9' 4"	27 0"	19' 2-1/8"
ESW4 12-34O18-LF	29,550	43,700	21,620	50	158,500	(2) 7.5	1,820	597	9' 10-1/8"	9' 4"	27 0"	19' 2-1/8"
ESW4 12-35J18-LF	32,380	47,740	24,990	15	108,500	(2) 7.5	1,820	742	10' 5-5/8"	9' 4"	34-1/2"	19' 9-5/8"
ESW4 12-35K18-LF	32,440	47,800	24,990	20	118,700	(2) 7.5	1,820	742	10' 5-5/8"	9' 4"	34-1/2"	19' 9-5/8"
ESW4 12-35L18-LF	32,490	47,850	24,990	25	127,400	(2) 7.5	1,820	742	10' 5-5/8"	9' 4"	34-1/2"	19' 9-5/8"
ESW4 12-35M18-LF	32,600	47,960	24,990	30	134,900	(2) 7.5	1,820	742	10' 5-5/8"	9' 4"	34-1/2"	19' 9-5/8"
ESW4 12-35N18-LF	32,860	48,220	24,990	40	147,600	(2) 7.5	1,820	742	10' 5-5/8"	9' 4"	34-1/2"	19' 9-5/8"
ESW4 12-35O18-LF	32,920	48,280	24,990	50	158,500	(2) 7.5	1,820	742	10' 5-5/8"	9' 4"	34-1/2"	19' 9-5/8"

1 Model numbers will end in "-Z" for units with Series Flow piping configuration. Series Flow will require crossover piping. Model numbers will include "C" for units with stainless steel coil(s), "R" for units with low sound fan(s).

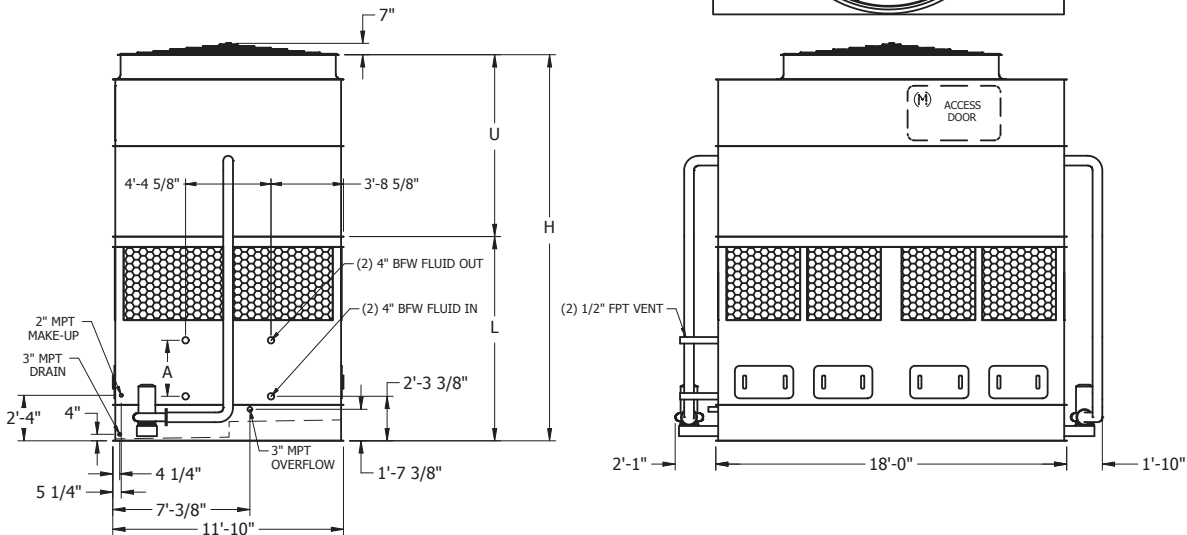
2 Heaviest section is the lower section.

3 Unit dimensions may vary slightly from catalog. See factory certified prints for exact dimensions. Coil connections are 4 inch bevel for weld (BFW). Other connection types such as grooved for mechanical coupling or flanged are also available as options.

ESW4 12-36J18-LF to 12-46P18-LF

Selections for ESW4 Closed Circuit Coolers are available from EVAPCO's Spectrum Equipment Selection Program or the ESW4 Thermal Performance Charts located on evapco.com.

NOTE: The coil connections increase to 6" BFW when the flow rate exceeds 450 gpm. This required option is referred to as the High Flow coil configuration. Connection locations for High Flow configuration may vary slightly from those shown here. Refer to certified drawings for exact piping interface locations.



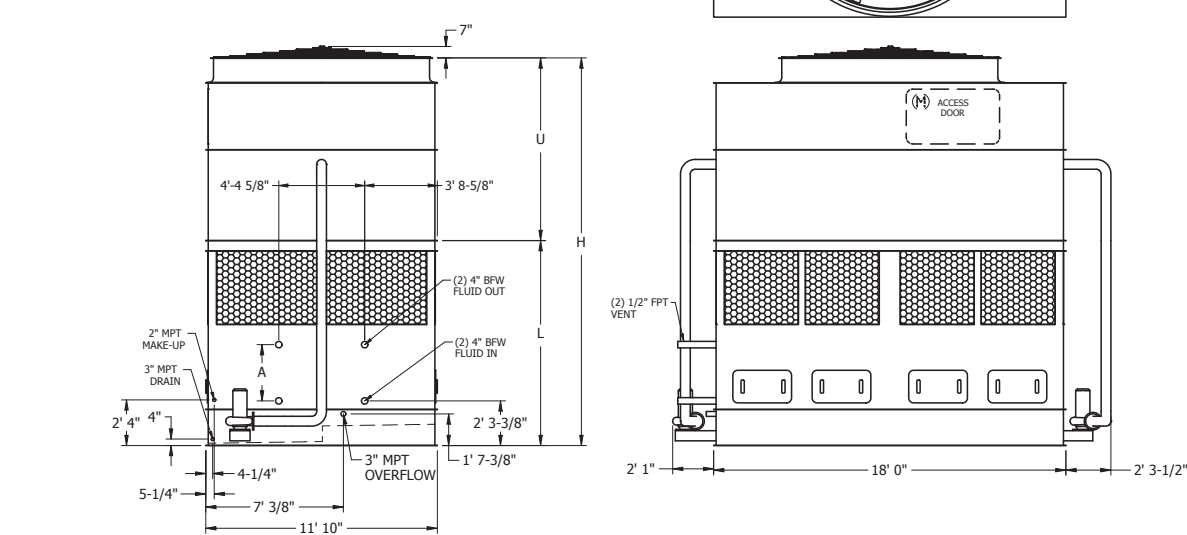
Model Number ¹	Weights (lbs.)			Fans		Spray Pump		Coil Volume (gallons)	Dimensions ³			
	Shipping (lbs)	Operating (lbs)	Heaviest Section ² (lbs)	HP	CFM	HP	GPM		Lower L	Upper U	Coil A	Height H
ESW4 12-36J18-LF	35,590	52,160	28,200	15	108,500	(2) 7.5	1,820	888	11' 1-1/8"	9' 4"	42 0"	20' 5-1/8"
ESW4 12-36K18-LF	35,650	52,220	28,200	20	118,700	(2) 7.5	1,820	888	11' 1-1/8"	9' 4"	42 0"	20' 5-1/8"
ESW4 12-36L18-LF	35,700	52,270	28,200	25	127,400	(2) 7.5	1,820	888	11' 1-1/8"	9' 4"	42 0"	20' 5-1/8"
ESW4 12-36M18-LF	35,810	52,380	28,200	30	134,900	(2) 7.5	1,820	888	11' 1-1/8"	9' 4"	42 0"	20' 5-1/8"
ESW4 12-36N18-LF	36,070	52,640	28,200	40	147,600	(2) 7.5	1,820	888	11' 1-1/8"	9' 4"	42 0"	20' 5-1/8"
ESW4 12-36O18-LF	36,130	52,700	28,200	50	158,500	(2) 7.5	1,820	888	11' 1-1/8"	9' 4"	42 0"	20' 5-1/8"
ESW4 12-44J18-LF	29,710	43,860	21,620	15	106,700	(2) 7.5	1,820	597	9' 10-1/8"	10' 4"	27 0"	20' 2-1/8"
ESW4 12-44K18-LF	29,770	43,920	21,620	20	116,800	(2) 7.5	1,820	597	9' 10-1/8"	10' 4"	27 0"	20' 2-1/8"
ESW4 12-44L18-LF	29,820	43,970	21,620	25	125,400	(2) 7.5	1,820	597	9' 10-1/8"	10' 4"	27 0"	20' 2-1/8"
ESW4 12-44M18-LF	29,930	44,080	21,620	30	132,800	(2) 7.5	1,820	597	9' 10-1/8"	10' 4"	27 0"	20' 2-1/8"
ESW4 12-44N18-LF	30,190	44,340	21,620	40	145,200	(2) 7.5	1,820	597	9' 10-1/8"	10' 4"	27 0"	20' 2-1/8"
ESW4 12-44O18-LF	30,250	44,400	21,620	50	155,600	(2) 7.5	1,820	597	9' 10-1/8"	10' 4"	27 0"	20' 2-1/8"
ESW4 12-44P18-LF	30,360	44,510	21,620	60	164,900	(2) 7.5	1,820	597	9' 10-1/8"	10' 4"	27 0"	20' 2-1/8"
ESW4 12-45J18-LF	33,080	48,440	24,990	15	106,700	(2) 7.5	1,820	742	10' 5-5/8"	10' 4"	34-1/2"	20' 9-5/8"
ESW4 12-45K18-LF	33,140	48,500	24,990	20	116,800	(2) 7.5	1,820	742	10' 5-5/8"	10' 4"	34-1/2"	20' 9-5/8"
ESW4 12-45L18-LF	33,190	48,550	24,990	25	125,400	(2) 7.5	1,820	742	10' 5-5/8"	10' 4"	34-1/2"	20' 9-5/8"
ESW4 12-45M18-LF	33,300	48,660	24,990	30	132,800	(2) 7.5	1,820	742	10' 5-5/8"	10' 4"	34-1/2"	20' 9-5/8"
ESW4 12-45N18-LF	33,560	48,920	24,990	40	145,200	(2) 7.5	1,820	742	10' 5-5/8"	10' 4"	34-1/2"	20' 9-5/8"
ESW4 12-45O18-LF	33,620	48,980	24,990	50	155,600	(2) 7.5	1,820	742	10' 5-5/8"	10' 4"	34-1/2"	20' 9-5/8"
ESW4 12-45P18-LF	33,730	49,090	24,990	60	164,900	(2) 7.5	1,820	742	10' 5-5/8"	10' 4"	34-1/2"	20' 9-5/8"
ESW4 12-46J18-LF	36,290	52,860	28,200	15	106,700	(2) 7.5	1,820	888	11' 1-1/8"	10' 4"	42 0"	21' 5-1/8"
ESW4 12-46K18-LF	36,350	52,920	28,200	20	116,800	(2) 7.5	1,820	888	11' 1-1/8"	10' 4"	42 0"	21' 5-1/8"
ESW4 12-46L18-LF	36,400	52,970	28,200	25	125,400	(2) 7.5	1,820	888	11' 1-1/8"	10' 4"	42 0"	21' 5-1/8"
ESW4 12-46M18-LF	36,510	53,080	28,200	30	132,800	(2) 7.5	1,820	888	11' 1-1/8"	10' 4"	42 0"	21' 5-1/8"
ESW4 12-46N18-LF	36,770	53,340	28,200	40	145,200	(2) 7.5	1,820	888	11' 1-1/8"	10' 4"	42 0"	21' 5-1/8"
ESW4 12-46O18-LF	36,830	53,400	28,200	50	155,600	(2) 7.5	1,820	888	11' 1-1/8"	10' 4"	42 0"	21' 5-1/8"
ESW4 12-46P18-LF	36,940	53,510	28,200	60	164,900	(2) 7.5	1,820	888	11' 1-1/8"	10' 4"	42 0"	21' 5-1/8"

1 Model numbers will end in "-Z" for units with Series Flow piping configuration. Series Flow will require crossover piping. Model numbers will include "C" for units with stainless steel coil(s), "R" for units with low sound fan(s).
2 Heaviest section is the lower section.
3 Unit dimensions may vary slightly from catalog. See factory certified prints for exact dimensions. Coil connections are 4 inch bevel for weld (BFW). Other connection types such as grooved for mechanical coupling or flanged are also available as options.

ESW4 12-24J18-SF to 12-35O18-SF

Selections for ESW4 Closed Circuit Coolers are available from EVAPCO's Spectrum Equipment Selection Program or the ESW4 Thermal Performance Charts located on evapco.com.

NOTE: The coil connections increase to 6" BFW when the flow rate exceeds 450 gpm. This required option is referred to as the High Flow coil configuration. Connection locations for High Flow configuration may vary slightly from those shown here. Refer to certified drawings for exact piping interface locations.



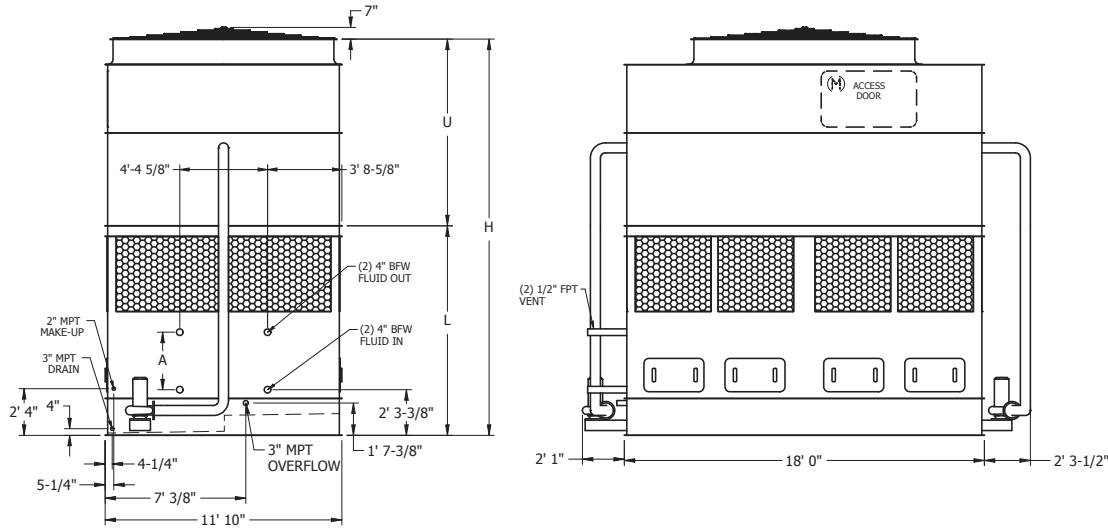
Model Number ¹	Weights (lbs.)			Fans		Spray Pump		Coil Volume (gallons)	Dimensions ³			
	Shipping (lbs)	Operating (lbs)	Heaviest Section ² (lbs)	HP	CFM	HP	GPM		Lower L	Upper U	Coil A	Height H
ESW4 12-24J18-SF	28,130	42,280	21,530	15	110,100	(2) 5	1,334	597	9' 10-1/8"	8' 4"	27 0"	18' 2-1/8"
ESW4 12-24K18-SF	28,190	42,340	21,530	20	120,600	(2) 5	1,334	597	9' 10-1/8"	8' 4"	27 0"	18' 2-1/8"
ESW4 12-24L18-SF	28,240	42,390	21,530	25	129,600	(2) 5	1,334	597	9' 10-1/8"	8' 4"	27 0"	18' 2-1/8"
ESW4 12-24M18-SF	28,350	42,500	21,530	30	137,400	(2) 5	1,334	597	9' 10-1/8"	8' 4"	27 0"	18' 2-1/8"
ESW4 12-24N18-SF	28,610	42,760	21,530	40	150,500	(2) 5	1,334	597	9' 10-1/8"	8' 4"	27 0"	18' 2-1/8"
ESW4 12-25J18-SF	31,500	46,860	24,900	15	110,100	(2) 5	1,334	742	10' 5-5/8"	8' 4"	34-1/2"	18' 9-5/8"
ESW4 12-25K18-SF	31,560	46,920	24,900	20	120,600	(2) 5	1,334	742	10' 5-5/8"	8' 4"	34-1/2"	18' 9-5/8"
ESW4 12-25L18-SF	31,610	46,970	24,900	25	129,600	(2) 5	1,334	742	10' 5-5/8"	8' 4"	34-1/2"	18' 9-5/8"
ESW4 12-25M18-SF	31,720	47,080	24,900	30	137,400	(2) 5	1,334	742	10' 5-5/8"	8' 4"	34-1/2"	18' 9-5/8"
ESW4 12-25N18-SF	31,980	47,340	24,900	40	150,500	(2) 5	1,334	742	10' 5-5/8"	8' 4"	34-1/2"	18' 9-5/8"
ESW4 12-26J18-SF	34,710	51,280	28,110	15	110,100	(2) 5	1,334	888	11' 1-1/8"	8' 4"	42 0"	19' 5-1/8"
ESW4 12-26K18-SF	34,770	51,340	28,110	20	120,600	(2) 5	1,334	888	11' 1-1/8"	8' 4"	42 0"	19' 5-1/8"
ESW4 12-26L18-SF	34,820	51,390	28,110	25	129,600	(2) 5	1,334	888	11' 1-1/8"	8' 4"	42 0"	19' 5-1/8"
ESW4 12-26M18-SF	34,930	51,500	28,110	30	137,400	(2) 5	1,334	888	11' 1-1/8"	8' 4"	42 0"	19' 5-1/8"
ESW4 12-26N18-SF	35,190	51,760	28,110	40	150,500	(2) 5	1,334	888	11' 1-1/8"	8' 4"	42 0"	19' 5-1/8"
ESW4 12-34J18-SF	28,920	43,070	21,530	15	108,500	(2) 5	1,334	597	9' 10-1/8"	9' 4"	27 0"	19' 2-1/8"
ESW4 12-34K18-SF	28,980	43,130	21,530	20	118,700	(2) 5	1,334	597	9' 10-1/8"	9' 4"	27 0"	19' 2-1/8"
ESW4 12-34L18-SF	29,030	43,180	21,530	25	127,400	(2) 5	1,334	597	9' 10-1/8"	9' 4"	27 0"	19' 2-1/8"
ESW4 12-34M18-SF	29,140	43,290	21,530	30	134,900	(2) 5	1,334	597	9' 10-1/8"	9' 4"	27 0"	19' 2-1/8"
ESW4 12-34N18-SF	29,400	43,550	21,530	40	147,600	(2) 5	1,334	597	9' 10-1/8"	9' 4"	27 0"	19' 2-1/8"
ESW4 12-34O18-SF	29,460	43,610	21,530	50	158,500	(2) 5	1,334	597	9' 10-1/8"	9' 4"	27 0"	19' 2-1/8"
ESW4 12-35J18-SF	32,290	47,650	24,900	15	108,500	(2) 5	1,334	742	10' 5-5/8"	9' 4"	34-1/2"	19' 9-5/8"
ESW4 12-35K18-SF	32,350	47,710	24,900	20	118,700	(2) 5	1,334	742	10' 5-5/8"	9' 4"	34-1/2"	19' 9-5/8"
ESW4 12-35L18-SF	32,400	47,760	24,900	25	127,400	(2) 5	1,334	742	10' 5-5/8"	9' 4"	34-1/2"	19' 9-5/8"
ESW4 12-35M18-SF	32,510	47,870	24,900	30	134,900	(2) 5	1,334	742	10' 5-5/8"	9' 4"	34-1/2"	19' 9-5/8"
ESW4 12-35N18-SF	32,770	48,130	24,900	40	147,600	(2) 5	1,334	742	10' 5-5/8"	9' 4"	34-1/2"	19' 9-5/8"
ESW4 12-35O18-SF	32,830	48,190	24,900	50	158,500	(2) 5	1,334	742	10' 5-5/8"	9' 4"	34-1/2"	19' 9-5/8"

1 Model numbers will end in "-Z" for units with Series Flow piping configuration. Series Flow will require crossover piping. Model numbers will include "C" for units with stainless steel coil(s), "R" for units with low sound fan(s).
2 Heaviest section is the lower section.
3 Unit dimensions may vary slightly from catalog. See factory certified prints for exact dimensions. Coil connections are 4 inch bevel for weld (BFW). Other connection types such as grooved for mechanical coupling or flanged are also available as options.

ESW4 12-36J18-SF to 12-46P18-SF

Selections for ESW4 Closed Circuit Coolers are available from EVAPCO's Spectrum Equipment Selection Program or the ESW4 Thermal Performance Charts located on evapco.com.

NOTE: The coil connections increase to 6" BFW when the flow rate exceeds 450 gpm. This required option is referred to as the High Flow coil configuration. Connection locations for High Flow configuration may vary slightly from those shown here. Refer to certified drawings for exact piping interface locations.



Model Number ¹	Weights (lbs.)			Fans		Spray Pump		Coil Volume (gallons)	Dimensions ³			
	Shipping (lbs)	Operating (lbs)	Heaviest Section ² (lbs)	HP	CFM	HP	GPM		Lower L	Upper U	Coil A	Height H
ESW4 12-36J18-SF	35,500	52,070	28,110	15	108,500	(2) 5	1,334	888	11' 1-1/8"	9' 4"	42 0"	20' 5-1/8"
ESW4 12-36K18-SF	35,560	52,130	28,110	20	118,700	(2) 5	1,334	888	11' 1-1/8"	9' 4"	42 0"	20' 5-1/8"
ESW4 12-36L18-SF	35,610	52,180	28,110	25	127,400	(2) 5	1,334	888	11' 1-1/8"	9' 4"	42 0"	20' 5-1/8"
ESW4 12-36M18-SF	35,720	52,290	28,110	30	134,900	(2) 5	1,334	888	11' 1-1/8"	9' 4"	42 0"	20' 5-1/8"
ESW4 12-36N18-SF	35,980	52,550	28,110	40	147,600	(2) 5	1,334	888	11' 1-1/8"	9' 4"	42 0"	20' 5-1/8"
ESW4 12-36O18-SF	36,040	52,610	28,110	50	158,500	(2) 5	1,334	888	11' 1-1/8"	9' 4"	42 0"	20' 5-1/8"
ESW4 12-44J18-SF	29,620	43,770	21,530	15	106,700	(2) 5	1,334	597	9' 10-1/8"	10' 4"	27 0"	20' 2-1/8"
ESW4 12-44K18-SF	29,680	43,830	21,530	20	116,800	(2) 5	1,334	597	9' 10-1/8"	10' 4"	27 0"	20' 2-1/8"
ESW4 12-44L18-SF	29,730	43,880	21,530	25	125,400	(2) 5	1,334	597	9' 10-1/8"	10' 4"	27 0"	20' 2-1/8"
ESW4 12-44M18-SF	29,840	43,990	21,530	30	132,800	(2) 5	1,334	597	9' 10-1/8"	10' 4"	27 0"	20' 2-1/8"
ESW4 12-44N18-SF	30,100	44,250	21,530	40	145,200	(2) 5	1,334	597	9' 10-1/8"	10' 4"	27 0"	20' 2-1/8"
ESW4 12-44O18-SF	30,160	44,310	21,530	50	155,600	(2) 5	1,334	597	9' 10-1/8"	10' 4"	27 0"	20' 2-1/8"
ESW4 12-44P18-SF	30,270	44,420	21,530	60	164,900	(2) 5	1,334	597	9' 10-1/8"	10' 4"	27 0"	20' 2-1/8"
ESW4 12-45J18-SF	32,990	48,350	24,900	15	106,700	(2) 5	1,334	742	10' 5-5/8"	10' 4"	34-1/2"	20' 9-5/8"
ESW4 12-45K18-SF	33,050	48,410	24,900	20	116,800	(2) 5	1,334	742	10' 5-5/8"	10' 4"	34-1/2"	20' 9-5/8"
ESW4 12-45L18-SF	33,100	48,460	24,900	25	125,400	(2) 5	1,334	742	10' 5-5/8"	10' 4"	34-1/2"	20' 9-5/8"
ESW4 12-45M18-SF	33,210	48,570	24,900	30	132,800	(2) 5	1,334	742	10' 5-5/8"	10' 4"	34-1/2"	20' 9-5/8"
ESW4 12-45N18-SF	33,470	48,830	24,900	40	145,200	(2) 5	1,334	742	10' 5-5/8"	10' 4"	34-1/2"	20' 9-5/8"
ESW4 12-45O18-SF	33,530	48,890	24,900	50	155,600	(2) 5	1,334	742	10' 5-5/8"	10' 4"	34-1/2"	20' 9-5/8"
ESW4 12-45P18-SF	33,640	49,000	24,900	60	164,900	(2) 5	1,334	742	10' 5-5/8"	10' 4"	34-1/2"	20' 9-5/8"
ESW4 12-46J18-SF	36,200	52,770	28,110	15	106,700	(2) 5	1,334	888	11' 1-1/8"	10' 4"	42 0"	21' 5-1/8"
ESW4 12-46K18-SF	36,260	52,830	28,110	20	116,800	(2) 5	1,334	888	11' 1-1/8"	10' 4"	42 0"	21' 5-1/8"
ESW4 12-46L18-SF	36,310	52,880	28,110	25	125,400	(2) 5	1,334	888	11' 1-1/8"	10' 4"	42 0"	21' 5-1/8"
ESW4 12-46M18-SF	36,420	52,990	28,110	30	132,800	(2) 5	1,334	888	11' 1-1/8"	10' 4"	42 0"	21' 5-1/8"
ESW4 12-46N18-SF	36,680	53,250	28,110	40	145,200	(2) 5	1,334	888	11' 1-1/8"	10' 4"	42 0"	21' 5-1/8"
ESW4 12-46O18-SF	36,740	53,310	28,110	50	155,600	(2) 5	1,334	888	11' 1-1/8"	10' 4"	42 0"	21' 5-1/8"
ESW4 12-46P18-SF	36,850	53,420	28,110	60	164,900	(2) 5	1,334	888	11' 1-1/8"	10' 4"	42 0"	21' 5-1/8"

1 Model numbers will end in "-Z" for units with Series Flow piping configuration. Series Flow will require crossover piping. Model numbers will include "C" for units with stainless steel coil(s), "R" for units with low sound fan(s).

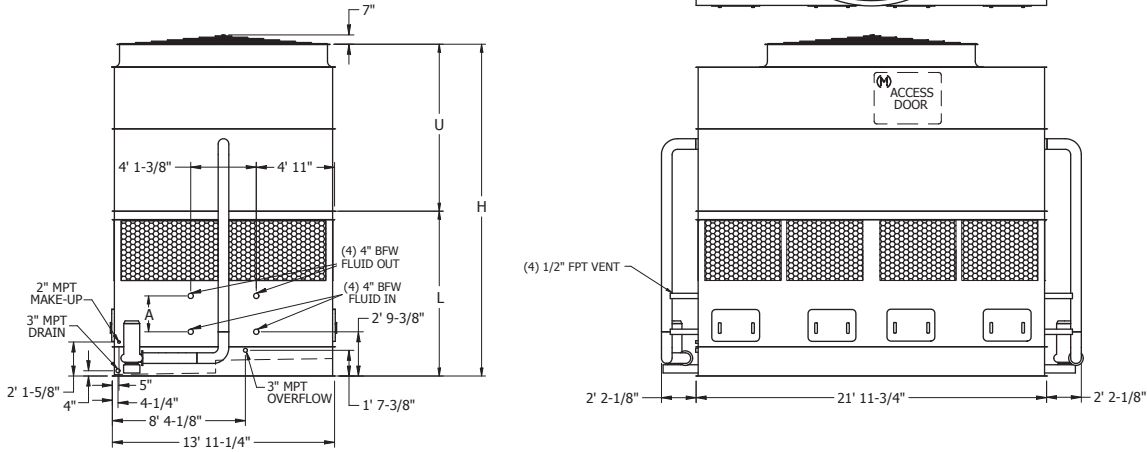
2 Heaviest section is the lower section.

3 Unit dimensions may vary slightly from catalog. See factory certified prints for exact dimensions. Coil connections are 4 inch bevel for weld (BFW). Other connection types such as grooved for mechanical coupling or flanged are also available as options.

ESW4 14-22K22-LP to 14-26O22-LP

Selections for ESW4 Closed Circuit Coolers are available from EVAPCO's Spectrum Equipment Selection Program or the ESW4 Thermal Performance Charts located on evapco.com.

NOTE: The coil connections increase to 6" BFW when the flow rate exceeds 450 gpm. This required option is referred to as the High Flow coil configuration. Connection locations for High Flow configuration may vary slightly from those shown here. Refer to certified drawings for exact piping interface locations.



Model Number ¹	Weights (lbs.)			Fans		Spray Pump		Coil Volume (gallons)	Dimensions ³			
	Shipping (lbs)	Operating (lbs)	Heaviest Section ² (lbs)	HP	CFM	HP	GPM		Lower L	Upper U	Coil A	Height H
ESW4 14-22K22-LP	30,320	46,810	19,240	20	159,500	(2) 10	2,672	359	9' 1-1/8"	9' 5-5/8"	12"	18' 6-3/4"
ESW4 14-22L22-LP	30,370	46,860	19,240	25	171,200	(2) 10	2,672	359	9' 1-1/8"	9' 5-5/8"	12"	18' 6-3/4"
ESW4 14-22M22-LP	30,390	46,880	19,240	30	181,500	(2) 10	2,672	359	9' 1-1/8"	9' 5-5/8"	12"	18' 6-3/4"
ESW4 14-22N22-LP	30,540	47,030	19,240	40	199,100	(2) 10	2,672	359	9' 1-1/8"	9' 5-5/8"	12"	18' 6-3/4"
ESW4 14-22O22-LP	30,890	47,380	19,240	50	213,800	(2) 10	2,672	359	9' 1-1/8"	9' 5-5/8"	12"	18' 6-3/4"
ESW4 14-23K22-LP	34,320	52,180	23,240	20	159,500	(2) 10	2,672	524	9' 8-5/8"	9' 5-5/8"	19-1/2"	19' 2-1/4"
ESW4 14-23L22-LP	34,370	52,230	23,240	25	171,200	(2) 10	2,672	524	9' 8-5/8"	9' 5-5/8"	19-1/2"	19' 2-1/4"
ESW4 14-23M22-LP	34,390	52,250	23,240	30	181,500	(2) 10	2,672	524	9' 8-5/8"	9' 5-5/8"	19-1/2"	19' 2-1/4"
ESW4 14-23N22-LP	34,540	524,00	23,240	40	199,100	(2) 10	2,672	524	9' 8-5/8"	9' 5-5/8"	19-1/2"	19' 2-1/4"
ESW4 14-23O22-LP	34,890	52,750	23,240	50	213,800	(2) 10	2,672	524	9' 8-5/8"	9' 5-5/8"	19-1/2"	19' 2-1/4"
ESW4 14-24K22-LP	37,970	57,210	26,890	20	159,500	(2) 10	2,672	689	10' 4-1/8"	9' 5-5/8"	27"	19' 9-3/4"
ESW4 14-24L22-LP	38,020	572,60	26,890	25	171,200	(2) 10	2,672	689	10' 4-1/8"	9' 5-5/8"	27"	19' 9-3/4"
ESW4 14-24M22-LP	38,040	572,80	26,890	30	181,500	(2) 10	2,672	689	10' 4-1/8"	9' 5-5/8"	27"	19' 9-3/4"
ESW4 14-24N22-LP	38,190	57,430	26,890	40	199,100	(2) 10	2,672	689	10' 4-1/8"	9' 5-5/8"	27"	19' 9-3/4"
ESW4 14-24O22-LP	38,540	577,80	26,890	50	213,800	(2) 10	2,672	689	10' 4-1/8"	9' 5-5/8"	27"	19' 9-3/4"
ESW4 14-25K22-LP	41,740	62,360	30,660	20	159,500	(2) 10	2,672	854	10' 11-5/8"	9' 5-5/8"	34-1/2"	20' 5-1/4"
ESW4 14-25L22-LP	41,790	62,410	30,660	25	171,200	(2) 10	2,672	854	10' 11-5/8"	9' 5-5/8"	34-1/2"	20' 5-1/4"
ESW4 14-25M22-LP	41,810	62,430	30,660	30	181,500	(2) 10	2,672	854	10' 11-5/8"	9' 5-5/8"	34-1/2"	20' 5-1/4"
ESW4 14-25N22-LP	41,960	62,580	30,660	40	199,100	(2) 10	2,672	854	10' 11-5/8"	9' 5-5/8"	34-1/2"	20' 5-1/4"
ESW4 14-25O22-LP	42,310	62,930	30,660	50	213,800	(2) 10	2,672	854	10' 11-5/8"	9' 5-5/8"	34-1/2"	20' 5-1/4"
ESW4 14-26K22-LP	45,430	67,430	34,350	20	159,500	(2) 10	2,672	1,019	11' 1/8"	9' 5-5/8"	42"	20' 5-3/4"
ESW4 14-26L22-LP	45,480	67,480	34,350	25	171,200	(2) 10	2,672	1,019	11' 1/8"	9' 5-5/8"	42"	20' 5-3/4"
ESW4 14-26M22-LP	45,500	675,00	34,350	30	181,500	(2) 10	2,672	1,019	11' 1/8"	9' 5-5/8"	42"	20' 5-3/4"
ESW4 14-26N22-LP	45,650	67,650	34,350	40	199,100	(2) 10	2,672	1,019	11' 1/8"	9' 5-5/8"	42"	20' 5-3/4"
ESW4 14-26O22-LP	46,000	68,000	34,350	50	213,800	(2) 10	2,672	1,019	11' 1/8"	9' 5-5/8"	42"	20' 5-3/4"

1 Model numbers will end in "-Z" for units with Series Flow piping configuration. Series Flow will require crossover piping. Model numbers will include "C" for units with stainless steel coil(s), "R" for units with low sound fan(s).

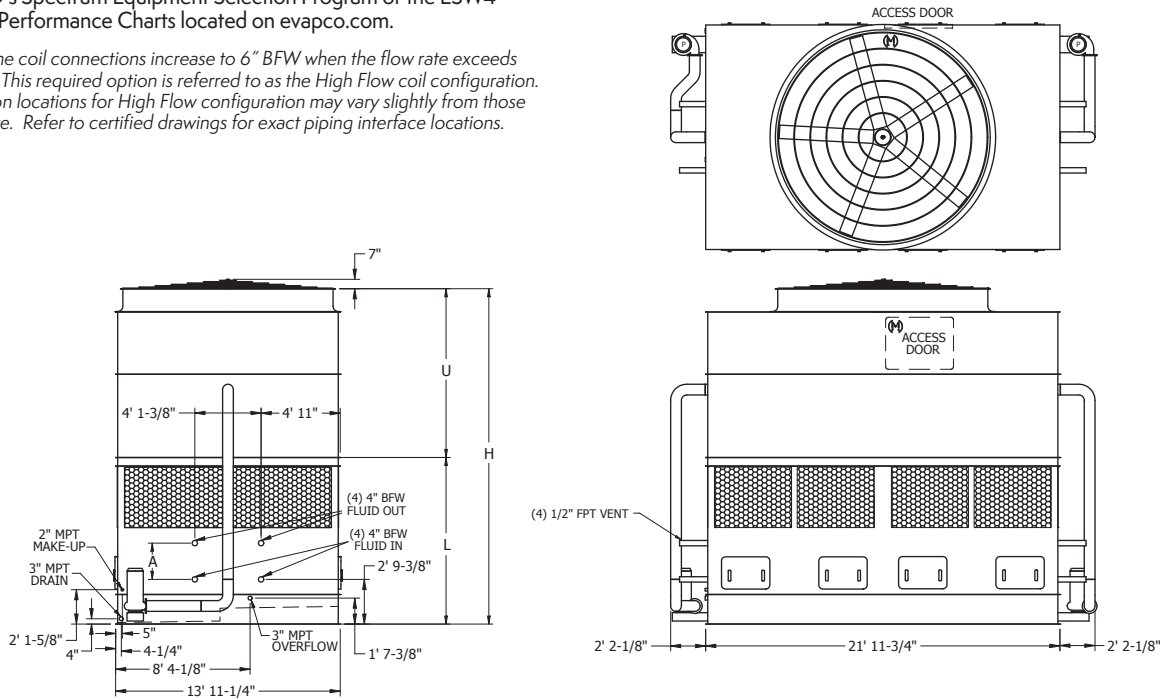
2 Heaviest section is the lower section.

3 Unit dimensions may vary slightly from catalog. See factory certified prints for exact dimensions. Coil connections are 4 inch bevel for weld (BFW). Other connection types such as grooved for mechanical coupling or flanged are also available as options.

ESW4 14-32K22-LP to 14-35P22-LP

Selections for ESW4 Closed Circuit Coolers are available from EVAPCO's Spectrum Equipment Selection Program or the ESW4 Thermal Performance Charts located on evapco.com.

NOTE: The coil connections increase to 6" BFW when the flow rate exceeds 450 gpm. This required option is referred to as the High Flow coil configuration. Connection locations for High Flow configuration may vary slightly from those shown here. Refer to certified drawings for exact piping interface locations.



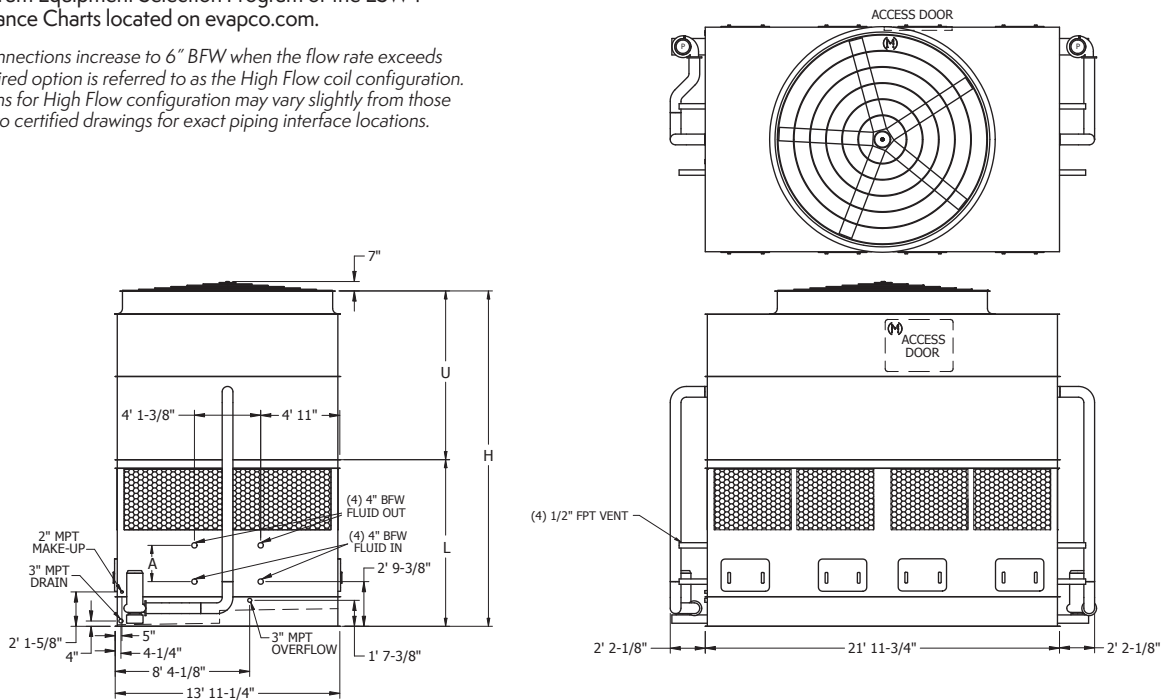
Model Number ¹	Weights (lbs.)			Fans		Spray Pump		Coil Volume (gallons)	Dimensions ³			
	Shipping (lbs)	Operating (lbs)	Heaviest Section ² (lbs)	HP	CFM	HP	GPM		Lower L	Upper U	Coil A	Height H
ESW4 14-32K22-LP	31,400	47,890	19,240	20	157,100	(2) 10	2,672	359	9' 1-1/8"	10' 5-5/8"	12"	19' 6-3/4"
ESW4 14-32L22-LP	31,450	47,940	19,240	25	168,500	(2) 10	2,672	359	9' 1-1/8"	10' 5-5/8"	12"	19' 6-3/4"
ESW4 14-32M22-LP	31,470	47,960	19,240	30	178,600	(2) 10	2,672	359	9' 1-1/8"	10' 5-5/8"	12"	19' 6-3/4"
ESW4 14-32N22-LP	31,620	48,110	19,240	40	195,500	(2) 10	2,672	359	9' 1-1/8"	10' 5-5/8"	12"	19' 6-3/4"
ESW4 14-32O22-LP	31,970	48,460	19,240	50	209,800	(2) 10	2,672	359	9' 1-1/8"	10' 5-5/8"	12"	19' 6-3/4"
ESW4 14-32P22-LP	32,140	48,630	19,240	60	222,100	(2) 10	2,672	359	9' 1-1/8"	10' 5-5/8"	12"	19' 6-3/4"
ESW4 14-33K22-LP	35,400	53,260	23,240	20	157,100	(2) 10	2,672	524	9' 8-5/8"	10' 5-5/8"	19-1/2"	20' 2-1/4"
ESW4 14-33L22-LP	35,450	53,310	23,240	25	168,500	(2) 10	2,672	524	9' 8-5/8"	10' 5-5/8"	19-1/2"	20' 2-1/4"
ESW4 14-33M22-LP	35,470	53,330	23,240	30	178,600	(2) 10	2,672	524	9' 8-5/8"	10' 5-5/8"	19-1/2"	20' 2-1/4"
ESW4 14-33N22-LP	35,620	53,480	23,240	40	195,500	(2) 10	2,672	524	9' 8-5/8"	10' 5-5/8"	19-1/2"	20' 2-1/4"
ESW4 14-33O22-LP	35,970	53,830	23,240	50	209,800	(2) 10	2,672	524	9' 8-5/8"	10' 5-5/8"	19-1/2"	20' 2-1/4"
ESW4 14-33P22-LP	36,140	54,000	23,240	60	222,100	(2) 10	2,672	524	9' 8-5/8"	10' 5-5/8"	19-1/2"	20' 2-1/4"
ESW4 14-34K22-LP	39,050	58,290	26,890	20	157,100	(2) 10	2,672	689	10' 4-1/8"	10' 5-5/8"	27"	20' 9-3/4"
ESW4 14-34L22-LP	39,100	58,340	26,890	25	168,500	(2) 10	2,672	689	10' 4-1/8"	10' 5-5/8"	27"	20' 9-3/4"
ESW4 14-34M22-LP	39,120	58,360	26,890	30	178,600	(2) 10	2,672	689	10' 4-1/8"	10' 5-5/8"	27"	20' 9-3/4"
ESW4 14-34N22-LP	39,270	58,510	26,890	40	195,500	(2) 10	2,672	689	10' 4-1/8"	10' 5-5/8"	27"	20' 9-3/4"
ESW4 14-34O22-LP	39,620	58,860	26,890	50	209,800	(2) 10	2,672	689	10' 4-1/8"	10' 5-5/8"	27"	20' 9-3/4"
ESW4 14-34P22-LP	39,790	59,030	26,890	60	222,100	(2) 10	2,672	689	10' 4-1/8"	10' 5-5/8"	27"	20' 9-3/4"
ESW4 14-35K22-LP	42,820	63,440	30,660	20	157,100	(2) 10	2,672	854	10' 11-5/8"	10' 5-5/8"	34-1/2"	21' 5-1/4"
ESW4 14-35L22-LP	42,870	63,490	30,660	25	168,500	(2) 10	2,672	854	10' 11-5/8"	10' 5-5/8"	34-1/2"	21' 5-1/4"
ESW4 14-35M22-LP	42,890	63,510	30,660	30	178,600	(2) 10	2,672	854	10' 11-5/8"	10' 5-5/8"	34-1/2"	21' 5-1/4"
ESW4 14-35N22-LP	43,040	63,660	30,660	40	195,500	(2) 10	2,672	854	10' 11-5/8"	10' 5-5/8"	34-1/2"	21' 5-1/4"
ESW4 14-35O22-LP	43,390	64,010	30,660	50	209,800	(2) 10	2,672	854	10' 11-5/8"	10' 5-5/8"	34-1/2"	21' 5-1/4"
ESW4 14-35P22-LP	43,560	64,180	30,660	60	222,100	(2) 10	2,672	854	10' 11-5/8"	10' 5-5/8"	34-1/2"	21' 5-1/4"

1 Model numbers will end in "-Z" for units with Series Flow piping configuration. Series Flow will require crossover piping. Model numbers will include "C" for units with stainless steel coil(s), "R" for units with low sound fan(s).
2 Heaviest section is the lower section.
3 Unit dimensions may vary slightly from catalog. See factory certified prints for exact dimensions. Coil connections are 4 inch bevel for weld (BFW). Other connection types such as grooved for mechanical coupling or flanged are also available as options.

ESW4 14-36K22-LP to 14-43R22-LP

Selections for ESW4 Closed Circuit Coolers are available from EVAPCO's Spectrum Equipment Selection Program or the ESW4 Thermal Performance Charts located on evapco.com.

NOTE: The coil connections increase to 6" BFW when the flow rate exceeds 450 gpm. This required option is referred to as the High Flow coil configuration. Connection locations for High Flow configuration may vary slightly from those shown here. Refer to certified drawings for exact piping interface locations.



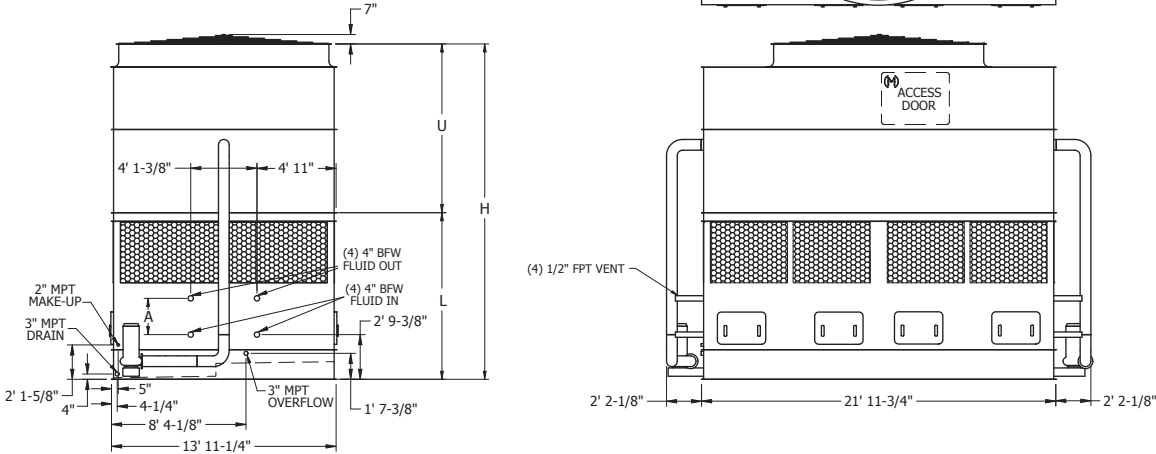
Model Number ¹	Weights (lbs.)			Fans		Spray Pump		Coil Volume (gallons)	Dimensions ³			
	Shipping (lbs)	Operating (lbs)	Heaviest Section ² (lbs)	HP	CFM	HP	GPM		Lower L	Upper U	Coil A	Height H
ESW4 14-36K22-LP	46,510	68,510	34,350	20	157,100	(2) 10	2,672	1,019	11' 1/8"	10' 5-5/8"	42"	21' 5-3/4"
ESW4 14-36L22-LP	46,560	68,560	34,350	25	168,500	(2) 10	2,672	1,019	11' 1/8"	10' 5-5/8"	42"	21' 5-3/4"
ESW4 14-36M22-LP	46,580	68,580	34,350	30	178,600	(2) 10	2,672	1,019	11' 1/8"	10' 5-5/8"	42"	21' 5-3/4"
ESW4 14-36N22-LP	46,730	68,730	34,350	40	195,500	(2) 10	2,672	1,019	11' 1/8"	10' 5-5/8"	42"	21' 5-3/4"
ESW4 14-36O22-LP	47,080	69,080	34,350	50	209,800	(2) 10	2,672	1,019	11' 1/8"	10' 5-5/8"	42"	21' 5-3/4"
ESW4 14-36P22-LP	47,250	69,250	34,350	60	222,100	(2) 10	2,672	1,019	11' 1/8"	10' 5-5/8"	42"	21' 5-3/4"
ESW4 14-42K22-LP	32,420	48,910	19,240	20	154,300	(2) 10	2,672	359	9' 1-1/8"	11' 5-5/8"	12"	20' 6-3/4"
ESW4 14-42L22-LP	32,470	48,960	19,240	25	165,600	(2) 10	2,672	359	9' 1-1/8"	11' 5-5/8"	12"	20' 6-3/4"
ESW4 14-42M22-LP	32,490	48,980	19,240	30	175,500	(2) 10	2,672	359	9' 1-1/8"	11' 5-5/8"	12"	20' 6-3/4"
ESW4 14-42N22-LP	32,640	49,130	19,240	40	192,300	(2) 10	2,672	359	9' 1-1/8"	11' 5-5/8"	12"	20' 6-3/4"
ESW4 14-42O22-LP	32,990	49,480	19,240	50	206,500	(2) 10	2,672	359	9' 1-1/8"	11' 5-5/8"	12"	20' 6-3/4"
ESW4 14-42P22-LP	33,160	49,650	19,240	60	218,600	(2) 10	2,672	359	9' 1-1/8"	11' 5-5/8"	12"	20' 6-3/4"
ESW4 14-42Q22-LP	33,400	49,890	19,240	75	234,300	(2) 10	2,672	359	9' 1-1/8"	11' 5-5/8"	12"	20' 6-3/4"
ESW4 14-42R22-LP	33,840	50,330	19,240	100	256,700	(2) 10	2,672	359	9' 1-1/8"	11' 5-5/8"	12"	20' 6-3/4"
ESW4 14-43K22-LP	36,420	54,280	23,240	20	154,300	(2) 10	2,672	524	9' 8-5/8"	11' 5-5/8"	19-1/2"	21' 2-1/4"
ESW4 14-43L22-LP	36,470	54,330	23,240	25	165,600	(2) 10	2,672	524	9' 8-5/8"	11' 5-5/8"	19-1/2"	21' 2-1/4"
ESW4 14-43M22-LP	36,490	54,350	23,240	30	175,500	(2) 10	2,672	524	9' 8-5/8"	11' 5-5/8"	19-1/2"	21' 2-1/4"
ESW4 14-43N22-LP	36,640	54,500	23,240	40	192,300	(2) 10	2,672	524	9' 8-5/8"	11' 5-5/8"	19-1/2"	21' 2-1/4"
ESW4 14-43O22-LP	36,990	54,850	23,240	50	206,500	(2) 10	2,672	524	9' 8-5/8"	11' 5-5/8"	19-1/2"	21' 2-1/4"
ESW4 14-43P22-LP	37,160	55,020	23,240	60	218,600	(2) 10	2,672	524	9' 8-5/8"	11' 5-5/8"	19-1/2"	21' 2-1/4"
ESW4 14-43Q22-LP	37,400	55,260	23,240	75	234,300	(2) 10	2,672	524	9' 8-5/8"	11' 5-5/8"	19-1/2"	21' 2-1/4"
ESW4 14-43R22-LP	37,840	55,700	23,240	100	256,700	(2) 10	2,672	524	9' 8-5/8"	11' 5-5/8"	19-1/2"	21' 2-1/4"

1 Model numbers will end in "-Z" for units with Series Flow piping configuration. Series Flow will require crossover piping. Model numbers will include "C" for units with stainless steel coil(s), "R" for units with low sound fan(s).
2 Heaviest section is the lower section.
3 Unit dimensions may vary slightly from catalog. See factory certified prints for exact dimensions. Coil connections are 4 inch bevel for weld (BFW). Other connection types such as grooved for mechanical coupling or flanged are also available as options.

ESW4 14-44K22-LP to 14-46R22-LP

Selections for ESW4 Closed Circuit Coolers are available from EVAPCO's Spectrum Equipment Selection Program or the ESW4 Thermal Performance Charts located on evapco.com.

NOTE: The coil connections increase to 6" BFW when the flow rate exceeds 450 gpm. This required option is referred to as the High Flow coil configuration. Connection locations for High Flow configuration may vary slightly from those shown here. Refer to certified drawings for exact piping interface locations.



Model Number ¹	Weights (lbs.)			Fans		Spray Pump		Coil Volume (gallons)	Dimensions ³			
	Shipping (lbs)	Operating (lbs)	Heaviest Section ² (lbs)	HP	CFM	HP	GPM		Lower L	Upper U	Coil A	Height H
ESW4 14-44K22-LP	40,070	59,310	26,890	20	154,300	(2) 10	2,672	689	10' 4-1/8"	11' 5-5/8"	27"	21' 9-3/4"
ESW4 14-44L22-LP	40,120	59,360	26,890	25	165,600	(2) 10	2,672	689	10' 4-1/8"	11' 5-5/8"	27"	21' 9-3/4"
ESW4 14-44M22-LP	40,140	59,380	26,890	30	175,500	(2) 10	2,672	689	10' 4-1/8"	11' 5-5/8"	27"	21' 9-3/4"
ESW4 14-44N22-LP	40,290	59,530	26,890	40	192,300	(2) 10	2,672	689	10' 4-1/8"	11' 5-5/8"	27"	21' 9-3/4"
ESW4 14-44O22-LP	40,640	59,880	26,890	50	206,500	(2) 10	2,672	689	10' 4-1/8"	11' 5-5/8"	27"	21' 9-3/4"
ESW4 14-44P22-LP	40,810	60,050	26,890	60	218,600	(2) 10	2,672	689	10' 4-1/8"	11' 5-5/8"	27"	21' 9-3/4"
ESW4 14-44Q22-LP	41,050	60,290	26,890	75	234,300	(2) 10	2,672	689	10' 4-1/8"	11' 5-5/8"	27"	21' 9-3/4"
ESW4 14-44R22-LP	41,490	60,730	26,890	100	256,700	(2) 10	2,672	689	10' 4-1/8"	11' 5-5/8"	27"	21' 9-3/4"
ESW4 14-45K22-LP	43,840	64,460	30,660	20	154,300	(2) 10	2,672	854	10' 11-5/8"	11' 5-5/8"	34-1/2"	22' 5-1/4"
ESW4 14-45L22-LP	43,890	64,510	30,660	25	165,600	(2) 10	2,672	854	10' 11-5/8"	11' 5-5/8"	34-1/2"	22' 5-1/4"
ESW4 14-45M22-LP	43,910	64,530	30,660	30	175,500	(2) 10	2,672	854	10' 11-5/8"	11' 5-5/8"	34-1/2"	22' 5-1/4"
ESW4 14-45N22-LP	44,060	64,680	30,660	40	192,300	(2) 10	2,672	854	10' 11-5/8"	11' 5-5/8"	34-1/2"	22' 5-1/4"
ESW4 14-45O22-LP	44,410	65,030	30,660	50	206,500	(2) 10	2,672	854	10' 11-5/8"	11' 5-5/8"	34-1/2"	22' 5-1/4"
ESW4 14-45P22-LP	44,580	65,200	30,660	60	218,600	(2) 10	2,672	854	10' 11-5/8"	11' 5-5/8"	34-1/2"	22' 5-1/4"
ESW4 14-45Q22-LP	44,820	65,440	30,660	75	234,300	(2) 10	2,672	854	10' 11-5/8"	11' 5-5/8"	34-1/2"	22' 5-1/4"
ESW4 14-45R22-LP	45,260	65,880	30,660	100	256,700	(2) 10	2,672	854	10' 11-5/8"	11' 5-5/8"	34-1/2"	22' 5-1/4"
ESW4 14-46K22-LP	47,530	69,530	34,350	20	154,300	(2) 10	2,672	1,019	11' 1/8"	11' 5-5/8"	42"	22' 5-3/4"
ESW4 14-46L22-LP	47,580	69,580	34,350	25	165,600	(2) 10	2,672	1,019	11' 1/8"	11' 5-5/8"	42"	22' 5-3/4"
ESW4 14-46M22-LP	47,600	69,600	34,350	30	175,500	(2) 10	2,672	1,019	11' 1/8"	11' 5-5/8"	42"	22' 5-3/4"
ESW4 14-46N22-LP	47,750	69,750	34,350	40	192,300	(2) 10	2,672	1,019	11' 1/8"	11' 5-5/8"	42"	22' 5-3/4"
ESW4 14-46O22-LP	48,100	70,100	34,350	50	206,500	(2) 10	2,672	1,019	11' 1/8"	11' 5-5/8"	42"	22' 5-3/4"
ESW4 14-46P22-LP	48,270	70,270	34,350	60	218,600	(2) 10	2,672	1,019	11' 1/8"	11' 5-5/8"	42"	22' 5-3/4"
ESW4 14-46Q22-LP	48,510	70,510	34,350	75	234,300	(2) 10	2,672	1,019	11' 1/8"	11' 5-5/8"	42"	22' 5-3/4"
ESW4 14-46R22-LP	48,950	70,950	34,350	100	256,700	(2) 10	2,672	1,019	11' 1/8"	11' 5-5/8"	42"	22' 5-3/4"

1 Model numbers will end in "-Z" for units with Series Flow piping configuration. Series Flow will require crossover piping. Model numbers will include "C" for units with stainless steel coil(s), "R" for units with low sound fan(s).

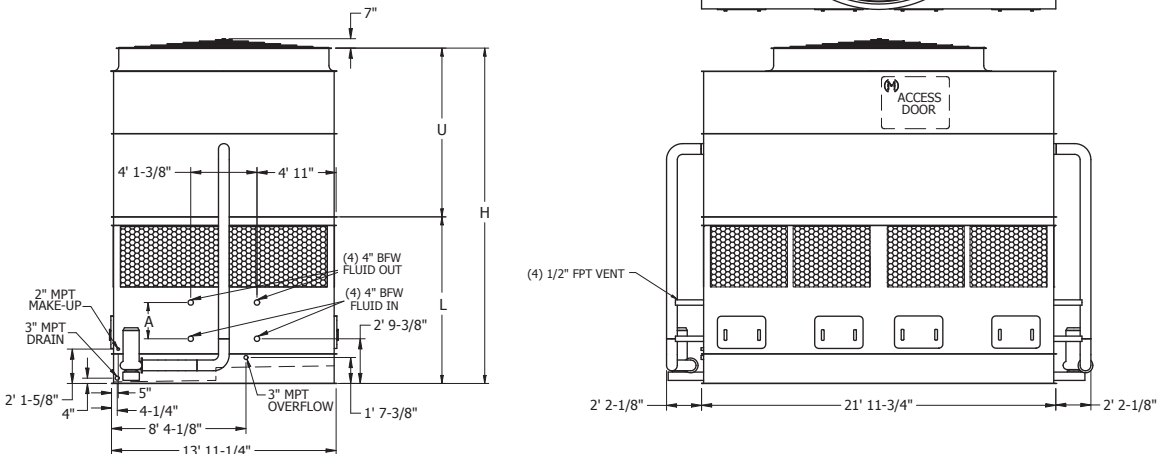
2 Heaviest section is the lower section.

3 Unit dimensions may vary slightly from catalog. See factory certified prints for exact dimensions. Coil connections are 4 inch bevel for weld (BFW). Other connection types such as grooved for mechanical coupling or flanged are also available as options.

ESW4 14-52K22-LP to 14-54R22-LP

Selections for ESW4 Closed Circuit Coolers are available from EVAPCO's Spectrum Equipment Selection Program or the ESW4 Thermal Performance Charts located on evapco.com.

NOTE: The coil connections increase to 6" BFW when the flow rate exceeds 450 gpm. This required option is referred to as the High Flow coil configuration. Connection locations for High Flow configuration may vary slightly from those shown here. Refer to certified drawings for exact piping interface locations.



Model Number ¹	Weights (lbs.)			Fans		Spray Pump		Coil Volume (gallons)	Dimensions ³			
	Shipping (lbs)	Operating (lbs)	Heaviest Section ² (lbs)	HP	CFM	HP	GPM		Lower L	Upper U	Coil A	Height H
ESW4 14-52K22-LP	34,740	49,880	19,240	20	151,800	(2) 10	2,672	359	9' 1-1/8"	12' 5-5/8"	12"	21' 6-3/4"
ESW4 14-52L22-LP	34,790	49,930	19,240	25	162,800	(2) 10	2,672	359	9' 1-1/8"	12' 5-5/8"	12"	21' 6-3/4"
ESW4 14-52M22-LP	34,810	49,950	19,240	30	172,500	(2) 10	2,672	359	9' 1-1/8"	12' 5-5/8"	12"	21' 6-3/4"
ESW4 14-52N22-LP	34,960	50,100	19,240	40	188,800	(2) 10	2,672	359	9' 1-1/8"	12' 5-5/8"	12"	21' 6-3/4"
ESW4 14-52O22-LP	35,310	50,450	19,240	50	202,700	(2) 10	2,672	359	9' 1-1/8"	12' 5-5/8"	12"	21' 6-3/4"
ESW4 14-52P22-LP	35,480	50,620	19,240	60	214,000	(2) 10	2,672	359	9' 1-1/8"	12' 5-5/8"	12"	21' 6-3/4"
ESW4 14-52Q22-LP	35,720	50,860	19,240	75	229,000	(2) 10	2,672	359	9' 1-1/8"	12' 5-5/8"	12"	21' 6-3/4"
ESW4 14-52R22-LP	36,160	51,300	19,240	100	250,500	(2) 10	2,672	359	9' 1-1/8"	12' 5-5/8"	12"	21' 6-3/4"
ESW4 14-53K22-LP	38,740	55,250	23,240	20	151,800	(2) 10	2,672	524	9' 8-5/8"	12' 5-5/8"	19-1/2"	22' 2-1/4"
ESW4 14-53L22-LP	38,790	55,300	23,240	25	162,800	(2) 10	2,672	524	9' 8-5/8"	12' 5-5/8"	19-1/2"	22' 2-1/4"
ESW4 14-53M22-LP	38,810	55,320	23,240	30	172,500	(2) 10	2,672	524	9' 8-5/8"	12' 5-5/8"	19-1/2"	22' 2-1/4"
ESW4 14-53N22-LP	38,960	55,470	23,240	40	188,800	(2) 10	2,672	524	9' 8-5/8"	12' 5-5/8"	19-1/2"	22' 2-1/4"
ESW4 14-53O22-LP	39,310	55,820	23,240	50	202,700	(2) 10	2,672	524	9' 8-5/8"	12' 5-5/8"	19-1/2"	22' 2-1/4"
ESW4 14-53P22-LP	39,480	55,990	23,240	60	214,000	(2) 10	2,672	524	9' 8-5/8"	12' 5-5/8"	19-1/2"	22' 2-1/4"
ESW4 14-53Q22-LP	39,720	56,230	23,240	75	229,000	(2) 10	2,672	524	9' 8-5/8"	12' 5-5/8"	19-1/2"	22' 2-1/4"
ESW4 14-53R22-LP	40,160	56,670	23,240	100	250,500	(2) 10	2,672	524	9' 8-5/8"	12' 5-5/8"	19-1/2"	22' 2-1/4"
ESW4 14-54K22-LP	42,390	60,280	26,890	20	151,800	(2) 10	2,672	689	10' 4-1/8"	12' 5-5/8"	27"	22' 9-3/4"
ESW4 14-54L22-LP	42,440	60,330	26,890	25	162,800	(2) 10	2,672	689	10' 4-1/8"	12' 5-5/8"	27"	22' 9-3/4"
ESW4 14-54M22-LP	42,460	60,350	26,890	30	172,500	(2) 10	2,672	689	10' 4-1/8"	12' 5-5/8"	27"	22' 9-3/4"
ESW4 14-54N22-LP	42,610	60,500	26,890	40	188,800	(2) 10	2,672	689	10' 4-1/8"	12' 5-5/8"	27"	22' 9-3/4"
ESW4 14-54O22-LP	42,960	60,850	26,890	50	202,700	(2) 10	2,672	689	10' 4-1/8"	12' 5-5/8"	27"	22' 9-3/4"
ESW4 14-54P22-LP	43,130	61,020	26,890	60	214,000	(2) 10	2,672	689	10' 4-1/8"	12' 5-5/8"	27"	22' 9-3/4"
ESW4 14-54Q22-LP	43,370	61,260	26,890	75	229,000	(2) 10	2,672	689	10' 4-1/8"	12' 5-5/8"	27"	22' 9-3/4"
ESW4 14-54R22-LP	43,810	61,700	26,890	100	250,500	(2) 10	2,672	689	10' 4-1/8"	12' 5-5/8"	27"	22' 9-3/4"

1 Model numbers will end in "-Z" for units with Series Flow piping configuration. Series Flow will require crossover piping. Model numbers will include "C" for units with stainless steel coil(s), "R" for units with low sound fan(s).

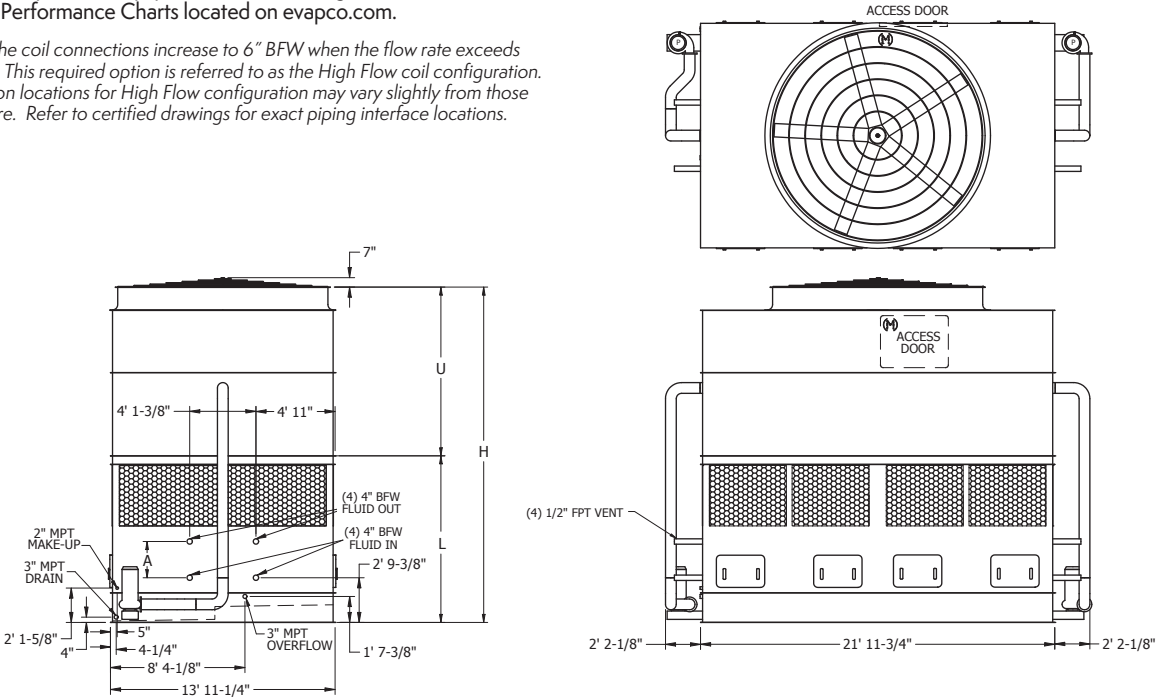
2 Heaviest section is the lower section.

3 Unit dimensions may vary slightly from catalog. See factory certified prints for exact dimensions. Coil connections are 4 inch bevel for weld (BFW). Other connection types such as grooved for mechanical coupling or flanged are also available as options.

ESW4 14-55K22-LP to 14-56R22-LP

Selections for ESW4 Closed Circuit Coolers are available from EVAPCO's Spectrum Equipment Selection Program or the ESW4 Thermal Performance Charts located on evapco.com.

NOTE: The coil connections increase to 6" BFW when the flow rate exceeds 450 gpm. This required option is referred to as the High Flow coil configuration. Connection locations for High Flow configuration may vary slightly from those shown here. Refer to certified drawings for exact piping interface locations.



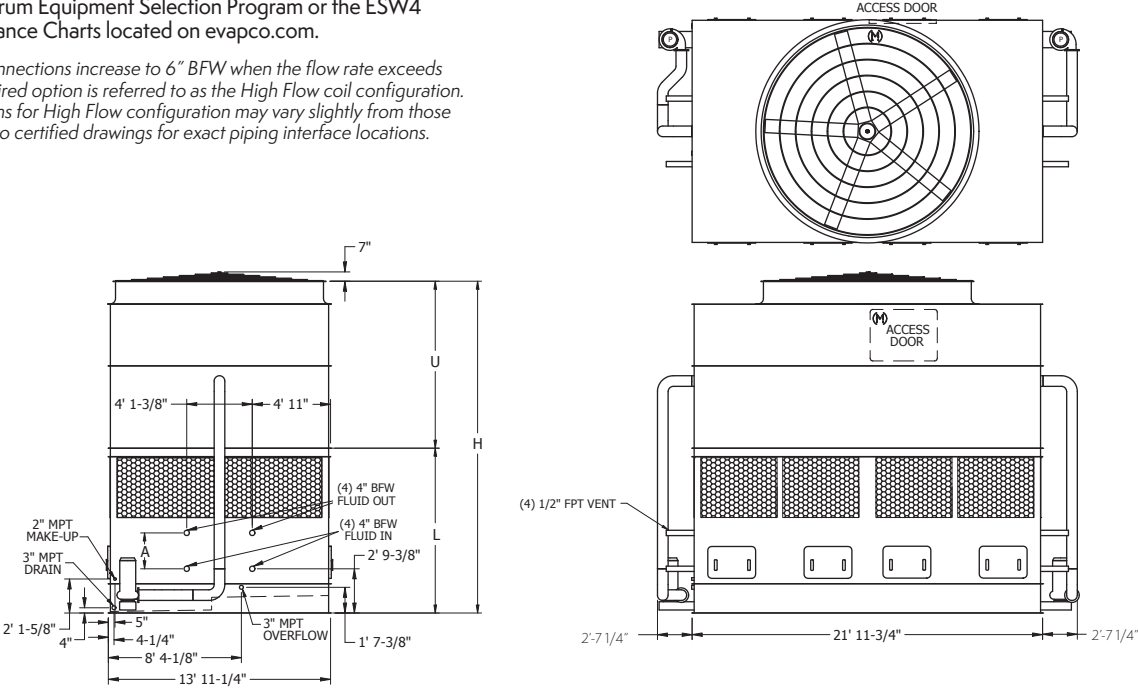
Model Number ¹	Weights (lbs.)			Fans		Spray Pump		Coil Volume (gallons)	Dimensions ³			
	Shipping (lbs)	Operating (lbs)	Heaviest Section ² (lbs)	HP	CFM	HP	GPM		Lower L	Upper U	Coil A	Height H
ESW4 14-55K22-LP	46,160	65,430	30,660	20	151,800	(2) 10	2,672	854	10' 11-5/8"	12' 5-5/8"	34-1/2"	23' 5-1/4"
ESW4 14-55L22-LP	46,210	65,480	30,660	25	162,800	(2) 10	2,672	854	10' 11-5/8"	12' 5-5/8"	34-1/2"	23' 5-1/4"
ESW4 14-55M22-LP	46,230	65,500	30,660	30	172,500	(2) 10	2,672	854	10' 11-5/8"	12' 5-5/8"	34-1/2"	23' 5-1/4"
ESW4 14-55N22-LP	46,380	65,650	30,660	40	188,800	(2) 10	2,672	854	10' 11-5/8"	12' 5-5/8"	34-1/2"	23' 5-1/4"
ESW4 14-55O22-LP	46,730	66,000	30,660	50	202,700	(2) 10	2,672	854	10' 11-5/8"	12' 5-5/8"	34-1/2"	23' 5-1/4"
ESW4 14-55P22-LP	46,900	66,170	30,660	60	214,000	(2) 10	2,672	854	10' 11-5/8"	12' 5-5/8"	34-1/2"	23' 5-1/4"
ESW4 14-55Q22-LP	47,140	66,410	30,660	75	229,000	(2) 10	2,672	854	10' 11-5/8"	12' 5-5/8"	34-1/2"	23' 5-1/4"
ESW4 14-55R22-LP	47,580	66,850	30,660	100	250,500	(2) 10	2,672	854	10' 11-5/8"	12' 5-5/8"	34-1/2"	23' 5-1/4"
ESW4 14-56K22-LP	49,850	70,500	34,350	20	151,800	(2) 10	2,672	1,019	11' 1/8"	12' 5-5/8"	42"	23' 5-3/4"
ESW4 14-56L22-LP	49,900	70,550	34,350	25	162,800	(2) 10	2,672	1,019	11' 1/8"	12' 5-5/8"	42"	23' 5-3/4"
ESW4 14-56M22-LP	49,920	70,570	34,350	30	172,500	(2) 10	2,672	1,019	11' 1/8"	12' 5-5/8"	42"	23' 5-3/4"
ESW4 14-56N22-LP	50,070	70,720	34,350	40	188,800	(2) 10	2,672	1,019	11' 1/8"	12' 5-5/8"	42"	23' 5-3/4"
ESW4 14-56O22-LP	50,420	71,070	34,350	50	202,700	(2) 10	2,672	1,019	11' 1/8"	12' 5-5/8"	42"	23' 5-3/4"
ESW4 14-56P22-LP	50,590	71,240	34,350	60	214,000	(2) 10	2,672	1,019	11' 1/8"	12' 5-5/8"	42"	23' 5-3/4"
ESW4 14-56Q22-LP	50,830	71,480	34,350	75	229,000	(2) 10	2,672	1,019	11' 1/8"	12' 5-5/8"	42"	23' 5-3/4"
ESW4 14-56R22-LP	51,270	71,920	34,350	100	250,500	(2) 10	2,672	1,019	11' 1/8"	12' 5-5/8"	42"	23' 5-3/4"

1 Model numbers will end in "-Z" for units with Series Flow piping configuration. Series Flow will require crossover piping. Model numbers will include "C" for units with stainless steel coil(s), "R" for units with low sound fan(s).
2 Heaviest section is the lower section.
3 Unit dimensions may vary slightly from catalog. See factory certified prints for exact dimensions. Coil connections are 4 inch bevel for weld (BFW). Other connection types such as grooved for mechanical coupling or flanged are also available as options.

ESW4 14-22K22-AP to 14-26O22-AP

Selections for ESW4 Closed Circuit Coolers are available from EVAPCO's Spectrum Equipment Selection Program or the ESW4 Thermal Performance Charts located on evapco.com.

NOTE: The coil connections increase to 6" BFW when the flow rate exceeds 450 gpm. This required option is referred to as the High Flow coil configuration. Connection locations for High Flow configuration may vary slightly from those shown here. Refer to certified drawings for exact piping interface locations.



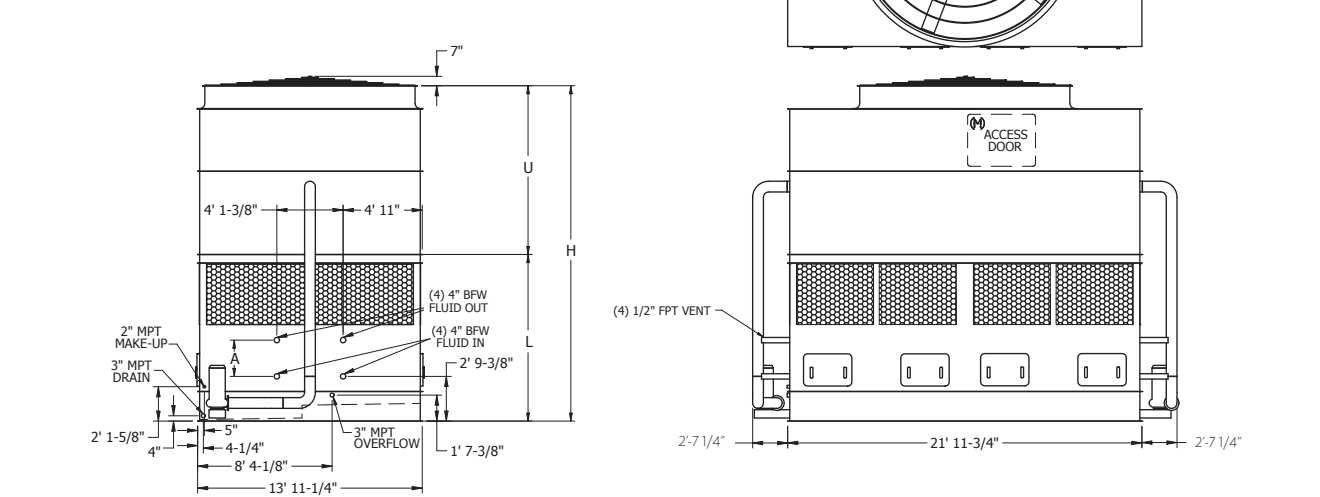
Model Number ¹	Weights (lbs.)			Fans		Spray Pump		Coil Volume (gallons)	Dimensions ³			
	Shipping (lbs)	Operating (lbs)	Heaviest Section ² (lbs)	HP	CFM	HP	GPM		Lower L	Upper U	Coil A	Height H
ESW4 14-22K22-AP	30,070	46,560	18,990	20	159500	(2) 15	2,672	359	9'-11 1/8"	9'-5 5/8"	1'-0"	18'-6 3/4"
ESW4 14-22L22-AP	30,120	46,610	18,990	25	171200	(2) 15	2,672	359	9'-11 1/8"	9'-5 5/8"	1'-0"	18'-6 3/4"
ESW4 14-22M22-AP	30,140	46,630	18,990	30	181500	(2) 15	2,672	359	9'-11 1/8"	9'-5 5/8"	1'-0"	18'-6 3/4"
ESW4 14-22N22-AP	30,290	46,780	18,990	40	199100	(2) 15	2,672	359	9'-11 1/8"	9'-5 5/8"	1'-0"	18'-6 3/4"
ESW4 14-22O22-AP	30,640	47,130	18,990	50	213800	(2) 15	2,672	359	9'-11 1/8"	9'-5 5/8"	1'-0"	18'-6 3/4"
ESW4 14-23K22-AP	34,070	51,930	22,990	20	159500	(2) 15	2,672	524	9'-8 5/8"	9'-5 5/8"	19'-1/2"	19'-2 1/4"
ESW4 14-23L22-AP	34,120	51,980	22,990	25	171200	(2) 15	2,672	524	9'-8 5/8"	9'-5 5/8"	19'-1/2"	19'-2 1/4"
ESW4 14-23M22-AP	34,140	52,000	22,990	30	181500	(2) 15	2,672	524	9'-8 5/8"	9'-5 5/8"	19'-1/2"	19'-2 1/4"
ESW4 14-23N22-AP	34,290	52,150	22,990	40	199100	(2) 15	2,672	524	9'-8 5/8"	9'-5 5/8"	19'-1/2"	19'-2 1/4"
ESW4 14-23O22-AP	34,640	52,500	22,990	50	213800	(2) 15	2,672	524	9'-8 5/8"	9'-5 5/8"	19'-1/2"	19'-2 1/4"
ESW4 14-24K22-AP	37,720	56,960	26,640	20	159500	(2) 15	2,672	689	10'-4 1/8"	9'-5 5/8"	27'-0"	19'-9 3/4"
ESW4 14-24L22-AP	37,770	57,010	26,640	25	171200	(2) 15	2,672	689	10'-4 1/8"	9'-5 5/8"	27'-0"	19'-9 3/4"
ESW4 14-24M22-AP	37,790	57,030	26,640	30	181500	(2) 15	2,672	689	10'-4 1/8"	9'-5 5/8"	27'-0"	19'-9 3/4"
ESW4 14-24N22-AP	37,940	57,180	26,640	40	199100	(2) 15	2,672	689	10'-4 1/8"	9'-5 5/8"	27'-0"	19'-9 3/4"
ESW4 14-24O22-AP	38,290	57,530	26,640	50	213800	(2) 15	2,672	689	10'-4 1/8"	9'-5 5/8"	27'-0"	19'-9 3/4"
ESW4 14-25K22-AP	41,490	62,110	30,410	20	159500	(2) 15	2,672	854	10'-11 5/8"	9'-5 5/8"	34-1/2"	20'-5 1/4"
ESW4 14-25L22-AP	41,540	62,160	30,410	25	171200	(2) 15	2,672	854	10'-11 5/8"	9'-5 5/8"	34-1/2"	20'-5 1/4"
ESW4 14-25M22-AP	41,560	62,180	30,410	30	181500	(2) 15	2,672	854	10'-11 5/8"	9'-5 5/8"	34-1/2"	20'-5 1/4"
ESW4 14-25N22-AP	41,710	62,330	30,410	40	199100	(2) 15	2,672	854	10'-11 5/8"	9'-5 5/8"	34-1/2"	20'-5 1/4"
ESW4 14-25O22-AP	42,060	62,680	30,410	50	213800	(2) 15	2,672	854	10'-11 5/8"	9'-5 5/8"	34-1/2"	20'-5 1/4"
ESW4 14-26K22-AP	45,180	67,180	34,100	20	159500	(2) 15	2,672	1,019	11'-1/8"	9'-5 5/8"	42'-0"	20'-5 3/4"
ESW4 14-26L22-AP	45,230	67,230	34,100	25	171200	(2) 15	2,672	1,019	11'-1/8"	9'-5 5/8"	42'-0"	20'-5 3/4"
ESW4 14-26M22-AP	45,250	67,250	34,100	30	181500	(2) 15	2,672	1,019	11'-1/8"	9'-5 5/8"	42'-0"	20'-5 3/4"
ESW4 14-26N22-AP	45,400	67,400	34,100	40	199100	(2) 15	2,672	1,019	11'-1/8"	9'-5 5/8"	42'-0"	20'-5 3/4"
ESW4 14-26O22-AP	45,750	67,750	34,100	50	213800	(2) 15	2,672	1,019	11'-1/8"	9'-5 5/8"	42'-0"	20'-5 3/4"

1 Model numbers will end in "-Z" for units with Series Flow piping configuration. Series Flow will require crossover piping. Model numbers will include "C" for units with stainless steel coil(s), "R" for units with low sound fan(s).
2 Heaviest section is the lower section.
3 Unit dimensions may vary slightly from catalog. See factory certified prints for exact dimensions. Coil connections are 4 inch bevel for weld (BFW). Other connection types such as grooved for mechanical coupling or flanged are also available as options.

ESW4 14-32K22-AP to 14-35P22-AP

Selections for ESW4 Closed Circuit Coolers are available from EVAPCO's Spectrum Equipment Selection Program or the ESW4 Thermal Performance Charts located on evapco.com.

NOTE: The coil connections increase to 6" BFW when the flow rate exceeds 450 gpm. This required option is referred to as the High Flow coil configuration. Connection locations for High Flow configuration may vary slightly from those shown here. Refer to certified drawings for exact piping interface locations.



Model Number ¹	Weights (lbs.)			Fans		Spray Pump		Coil Volume (gallons)	Dimensions ³			
	Shipping (lbs)	Operating (lbs)	Heaviest Section ² (lbs)	HP	CFM	HP	GPM		Lower L	Upper U	Coil A	Height H
ESW4 14-32K22-AP	31,150	47,640	18,990	20	157,100	(2) 15	2,672	359	9'-11 1/8"	10'-5 5/8"	1'-0"	19'-6 3/4"
ESW4 14-32L22-AP	31,200	47,690	18,990	25	168,500	(2) 15	2,672	359	9'-11 1/8"	10'-5 5/8"	1'-0"	19'-6 3/4"
ESW4 14-32M22-AP	31,220	47,710	18,990	30	178,600	(2) 15	2,672	359	9'-11 1/8"	10'-5 5/8"	1'-0"	19'-6 3/4"
ESW4 14-32N22-AP	31,370	47,860	18,990	40	195,500	(2) 15	2,672	359	9'-11 1/8"	10'-5 5/8"	1'-0"	19'-6 3/4"
ESW4 14-32O22-AP	31,720	48,210	18,990	50	209,800	(2) 15	2,672	359	9'-11 1/8"	10'-5 5/8"	1'-0"	19'-6 3/4"
ESW4 14-32P22-AP	31,890	48,380	18,990	60	222,100	(2) 15	2,672	359	9'-11 1/8"	10'-5 5/8"	1'-0"	19'-6 3/4"
ESW4 14-33K22-AP	35,150	53,010	22,990	20	157,100	(2) 15	2,672	524	9'-8 5/8"	10'-5 5/8"	19-1/2"	20'-2 1/4"
ESW4 14-33L22-AP	35,200	53,060	22,990	25	168,500	(2) 15	2,672	524	9'-8 5/8"	10'-5 5/8"	19-1/2"	20'-2 1/4"
ESW4 14-33M22-AP	35,220	53,080	22,990	30	178,600	(2) 15	2,672	524	9'-8 5/8"	10'-5 5/8"	19-1/2"	20'-2 1/4"
ESW4 14-33N22-AP	35,370	53,230	22,990	40	195,500	(2) 15	2,672	524	9'-8 5/8"	10'-5 5/8"	19-1/2"	20'-2 1/4"
ESW4 14-33O22-AP	35,720	53,580	22,990	50	209,800	(2) 15	2,672	524	9'-8 5/8"	10'-5 5/8"	19-1/2"	20'-2 1/4"
ESW4 14-33P22-AP	35,890	53,750	22,990	60	222,100	(2) 15	2,672	524	9'-8 5/8"	10'-5 5/8"	19-1/2"	20'-2 1/4"
ESW4 14-34K22-AP	38,800	58,040	26,640	20	157,100	(2) 15	2,672	689	10'-4 1/8"	10'-5 5/8"	27-0"	20'-9 3/4"
ESW4 14-34L22-AP	38,850	58,090	26,640	25	168,500	(2) 15	2,672	689	10'-4 1/8"	10'-5 5/8"	27-0"	20'-9 3/4"
ESW4 14-34M22-AP	38,870	58,110	26,640	30	178,600	(2) 15	2,672	689	10'-4 1/8"	10'-5 5/8"	27-0"	20'-9 3/4"
ESW4 14-34N22-AP	39,020	58,260	26,640	40	195,500	(2) 15	2,672	689	10'-4 1/8"	10'-5 5/8"	27-0"	20'-9 3/4"
ESW4 14-34O22-AP	39,370	58,610	26,640	50	209,800	(2) 15	2,672	689	10'-4 1/8"	10'-5 5/8"	27-0"	20'-9 3/4"
ESW4 14-34P22-AP	39,540	58,780	26,640	60	222,100	(2) 15	2,672	689	10'-4 1/8"	10'-5 5/8"	27-0"	20'-9 3/4"
ESW4 14-35K22-AP	42,570	63,190	30,410	20	157,100	(2) 15	2,672	854	10'-11 5/8"	10'-5 5/8"	34-1/2"	21'-5 1/4"
ESW4 14-35L22-AP	42,620	63,240	30,410	25	168,500	(2) 15	2,672	854	10'-11 5/8"	10'-5 5/8"	34-1/2"	21'-5 1/4"
ESW4 14-35M22-AP	42,640	63,260	30,410	30	178,600	(2) 15	2,672	854	10'-11 5/8"	10'-5 5/8"	34-1/2"	21'-5 1/4"
ESW4 14-35N22-AP	42,790	63,410	30,410	40	195,500	(2) 15	2,672	854	10'-11 5/8"	10'-5 5/8"	34-1/2"	21'-5 1/4"
ESW4 14-35O22-AP	43,140	63,760	30,410	50	209,800	(2) 15	2,672	854	10'-11 5/8"	10'-5 5/8"	34-1/2"	21'-5 1/4"
ESW4 14-35P22-AP	43,310	63,930	30,410	60	222,100	(2) 15	2,672	854	10'-11 5/8"	10'-5 5/8"	34-1/2"	21'-5 1/4"

1 Model numbers will end in "-Z" for units with Series Flow piping configuration. Series Flow will require crossover piping. Model numbers will include "C" for units with stainless steel coil(s), "R" for units with low sound fan(s).

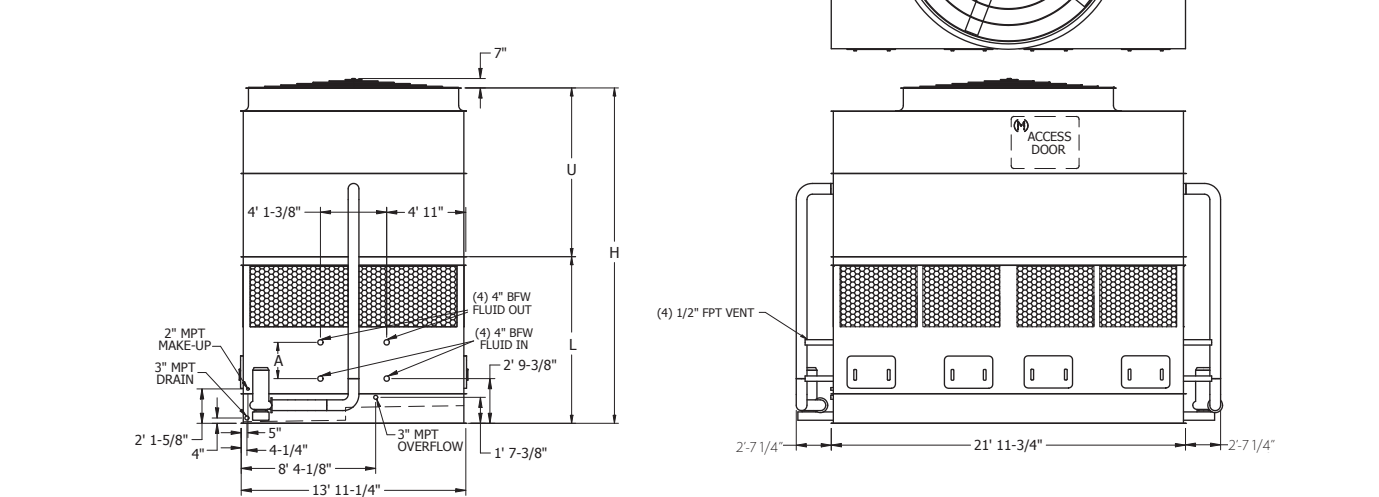
2 Heaviest section is the lower section.

3 Unit dimensions may vary slightly from catalog. See factory certified prints for exact dimensions. Coil connections are 4 inch bevel for weld (BFW). Other connection types such as grooved for mechanical coupling or flanged are also available as options.

ESW4 14-36K22-AP to 14-43R22-AP

Selections for ESW4 Closed Circuit Coolers are available from EVAPCO's Spectrum Equipment Selection Program or the ESW4 Thermal Performance Charts located on evapco.com.

NOTE: The coil connections increase to 6" BFW when the flow rate exceeds 450 gpm. This required option is referred to as the High Flow coil configuration. Connection locations for High Flow configuration may vary slightly from those shown here. Refer to certified drawings for exact piping interface locations.



Model Number ¹	Weights (lbs.)			Fans		Spray Pump		Coil Volume (gallons)	Dimensions ³			
	Shipping (lbs)	Operating (lbs)	Heaviest Section ² (lbs)	HP	CFM	HP	GPM		Lower L	Upper U	Coil A	Height H
ESW4 14-36K22-AP	46,260	68,260	34,100	20	157,100	(2) 15	2,672	1,019	11'-1/8"	10'-5 5/8"	42-0"	21'-5 3/4"
ESW4 14-36L22-AP	46,310	68,310	34,100	25	168,500	(2) 15	2,672	1,019	11'-1/8"	10'-5 5/8"	42-0"	21'-5 3/4"
ESW4 14-36M22-AP	46,330	68,330	34,100	30	178,600	(2) 15	2,672	1,019	11'-1/8"	10'-5 5/8"	42-0"	21'-5 3/4"
ESW4 14-36N22-AP	46,480	68,480	34,100	40	195,500	(2) 15	2,672	1,019	11'-1/8"	10'-5 5/8"	42-0"	21'-5 3/4"
ESW4 14-36O22-AP	46,830	68,830	34,100	50	209,800	(2) 15	2,672	1,019	11'-1/8"	10'-5 5/8"	42-0"	21'-5 3/4"
ESW4 14-36P22-AP	47,000	69,000	34,100	60	222,100	(2) 15	2,672	1,019	11'-1/8"	10'-5 5/8"	42-0"	21'-5 3/4"
ESW4 14-42K22-AP	32,170	48,660	18,990	20	154,300	(2) 15	2,672	359	9'-11 1/8"	11'-5 5/8"	1'-0"	20'-6 3/4"
ESW4 14-42L22-AP	32,220	48,710	18,990	25	165,600	(2) 15	2,672	359	9'-11 1/8"	11'-5 5/8"	1'-0"	20'-6 3/4"
ESW4 14-42M22-AP	32,240	48,730	18,990	30	175,500	(2) 15	2,672	359	9'-11 1/8"	11'-5 5/8"	1'-0"	20'-6 3/4"
ESW4 14-42N22-AP	32,390	48,880	18,990	40	192,300	(2) 15	2,672	359	9'-11 1/8"	11'-5 5/8"	1'-0"	20'-6 3/4"
ESW4 14-42O22-AP	32,740	49,230	18,990	50	206,500	(2) 15	2,672	359	9'-11 1/8"	11'-5 5/8"	1'-0"	20'-6 3/4"
ESW4 14-42P22-AP	32,910	49,400	18,990	60	218,600	(2) 15	2,672	359	9'-11 1/8"	11'-5 5/8"	1'-0"	20'-6 3/4"
ESW4 14-42Q22-AP	33,150	49,640	18,990	75	234,300	(2) 15	2,672	359	9'-11 1/8"	11'-5 5/8"	1'-0"	20'-6 3/4"
ESW4 14-42R22-AP	33,590	50,080	18,990	100	256,700	(2) 15	2,672	359	9'-11 1/8"	11'-5 5/8"	1'-0"	20'-6 3/4"
ESW4 14-43K22-AP	36,170	54,030	22,990	20	154,300	(2) 15	2,672	524	9'-8 5/8"	11'-5 5/8"	19-1/2"	21'-2 1/4"
ESW4 14-43L22-AP	36,220	54,080	22,990	25	165,600	(2) 15	2,672	524	9'-8 5/8"	11'-5 5/8"	19-1/2"	21'-2 1/4"
ESW4 14-43M22-AP	36,240	54,100	22,990	30	175,500	(2) 15	2,672	524	9'-8 5/8"	11'-5 5/8"	19-1/2"	21'-2 1/4"
ESW4 14-43N22-AP	36,390	54,250	22,990	40	192,300	(2) 15	2,672	524	9'-8 5/8"	11'-5 5/8"	19-1/2"	21'-2 1/4"
ESW4 14-43O22-AP	36,740	54,600	22,990	50	206,500	(2) 15	2,672	524	9'-8 5/8"	11'-5 5/8"	19-1/2"	21'-2 1/4"
ESW4 14-43P22-AP	36,910	54,770	22,990	60	218,600	(2) 15	2,672	524	9'-8 5/8"	11'-5 5/8"	19-1/2"	21'-2 1/4"
ESW4 14-43Q22-AP	37,150	55,010	22,990	75	234,300	(2) 15	2,672	524	9'-8 5/8"	11'-5 5/8"	19-1/2"	21'-2 1/4"
ESW4 14-43R22-AP	37,590	55,450	22,990	100	256,700	(2) 15	2,672	524	9'-8 5/8"	11'-5 5/8"	19-1/2"	21'-2 1/4"

1 Model numbers will end in "-Z" for units with Series Flow piping configuration. Series Flow will require crossover piping. Model numbers will include "C" for units with stainless steel coil(s), "R" for units with low sound fan(s).

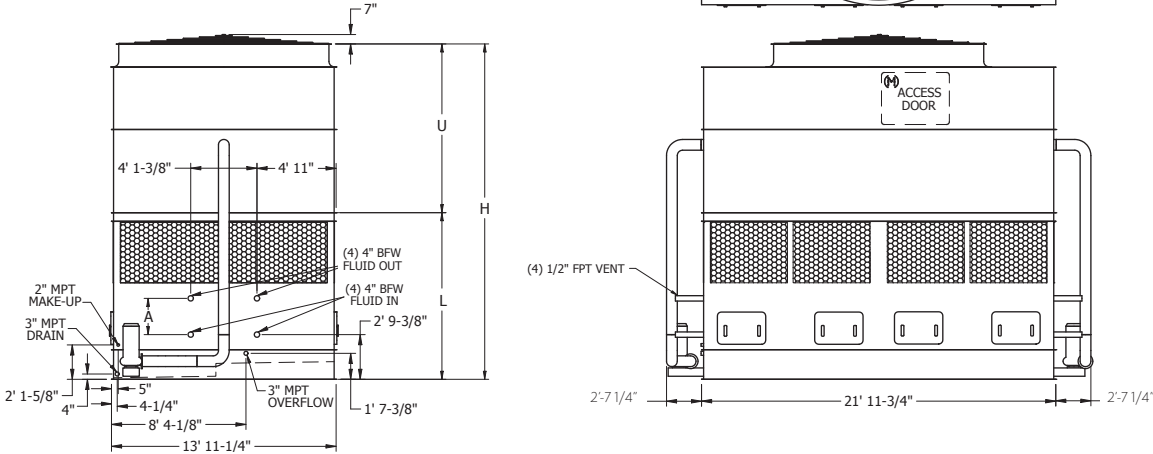
2 Heaviest section is the lower section.

3 Unit dimensions may vary slightly from catalog. See factory certified prints for exact dimensions. Coil connections are 4 inch bevel for weld (BFW). Other connection types such as grooved for mechanical coupling or flanged are also available as options.

ESW4 14-44K22-AP to 14-46R22-AP

Selections for ESW4 Closed Circuit Coolers are available from EVAPCO's Spectrum Equipment Selection Program or the ESW4 Thermal Performance Charts located on evapco.com.

NOTE: The coil connections increase to 6" BFW when the flow rate exceeds 450 gpm. This required option is referred to as the High Flow coil configuration. Connection locations for High Flow configuration may vary slightly from those shown here. Refer to certified drawings for exact piping interface locations.



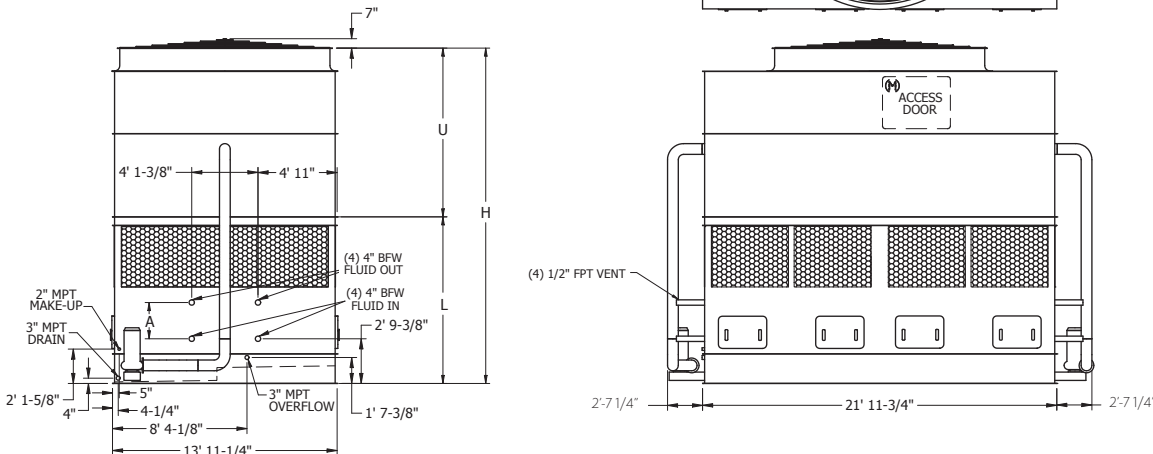
Model Number ¹	Weights (lbs.)			Fans		Spray Pump		Coil Volume (gallons)	Dimensions ³			
	Shipping (lbs)	Operating (lbs)	Heaviest Section ² (lbs)	HP	CFM	HP	GPM		Lower L	Upper U	Coil A	Height H
ESW4 14-44K22-AP	39,820	59,060	26,640	20	154,300	(2) 15	2,672	689	10'-4 1/8"	11'-5 5/8"	27'-0"	21'-9 3/4"
ESW4 14-44L22-AP	39,870	59,110	26,640	25	165,600	(2) 15	2,672	689	10'-4 1/8"	11'-5 5/8"	27'-0"	21'-9 3/4"
ESW4 14-44M22-AP	39,890	59,130	26,640	30	175,500	(2) 15	2,672	689	10'-4 1/8"	11'-5 5/8"	27'-0"	21'-9 3/4"
ESW4 14-44N22-AP	40,040	59,280	26,640	40	192,300	(2) 15	2,672	689	10'-4 1/8"	11'-5 5/8"	27'-0"	21'-9 3/4"
ESW4 14-44O22-AP	40,390	59,630	26,640	50	206,500	(2) 15	2,672	689	10'-4 1/8"	11'-5 5/8"	27'-0"	21'-9 3/4"
ESW4 14-44P22-AP	40,560	59,800	26,640	60	218,600	(2) 15	2,672	689	10'-4 1/8"	11'-5 5/8"	27'-0"	21'-9 3/4"
ESW4 14-44Q22-AP	40,800	60,040	26,640	75	234,300	(2) 15	2,672	689	10'-4 1/8"	11'-5 5/8"	27'-0"	21'-9 3/4"
ESW4 14-44R22-AP	41,240	60,480	26,640	100	256,700	(2) 15	2,672	689	10'-4 1/8"	11'-5 5/8"	27'-0"	21'-9 3/4"
ESW4 14-45K22-AP	43,590	64,210	30,410	20	154,300	(2) 15	2,672	854	10'-11 5/8"	11'-5 5/8"	34'-1/2"	22'-5 1/4"
ESW4 14-45L22-AP	43,640	64,260	30,410	25	165,600	(2) 15	2,672	854	10'-11 5/8"	11'-5 5/8"	34'-1/2"	22'-5 1/4"
ESW4 14-45M22-AP	43,660	64,280	30,410	30	175,500	(2) 15	2,672	854	10'-11 5/8"	11'-5 5/8"	34'-1/2"	22'-5 1/4"
ESW4 14-45N22-AP	43,810	64,430	30,410	40	192,300	(2) 15	2,672	854	10'-11 5/8"	11'-5 5/8"	34'-1/2"	22'-5 1/4"
ESW4 14-45O22-AP	44,160	64,780	30,410	50	206,500	(2) 15	2,672	854	10'-11 5/8"	11'-5 5/8"	34'-1/2"	22'-5 1/4"
ESW4 14-45P22-AP	44,330	64,950	30,410	60	218,600	(2) 15	2,672	854	10'-11 5/8"	11'-5 5/8"	34'-1/2"	22'-5 1/4"
ESW4 14-45Q22-AP	44,570	65,190	30,410	75	234,300	(2) 15	2,672	854	10'-11 5/8"	11'-5 5/8"	34'-1/2"	22'-5 1/4"
ESW4 14-45R22-AP	45,010	65,630	30,410	100	256,700	(2) 15	2,672	854	10'-11 5/8"	11'-5 5/8"	34'-1/2"	22'-5 1/4"
ESW4 14-46K22-AP	47,280	69,280	34,100	20	154,300	(2) 15	2,672	1,019	11'-1/8"	11'-5 5/8"	42'-0"	22'-5 3/4"
ESW4 14-46L22-AP	47,330	69,330	34,100	25	165,600	(2) 15	2,672	1,019	11'-1/8"	11'-5 5/8"	42'-0"	22'-5 3/4"
ESW4 14-46M22-AP	47,350	69,350	34,100	30	175,500	(2) 15	2,672	1,019	11'-1/8"	11'-5 5/8"	42'-0"	22'-5 3/4"
ESW4 14-46N22-AP	47,500	69,500	34,100	40	192,300	(2) 15	2,672	1,019	11'-1/8"	11'-5 5/8"	42'-0"	22'-5 3/4"
ESW4 14-46O22-AP	47,850	69,850	34,100	50	206,500	(2) 15	2,672	1,019	11'-1/8"	11'-5 5/8"	42'-0"	22'-5 3/4"
ESW4 14-46P22-AP	48,020	70,020	34,100	60	218,600	(2) 15	2,672	1,019	11'-1/8"	11'-5 5/8"	42'-0"	22'-5 3/4"
ESW4 14-46Q22-AP	48,260	70,260	34,100	75	234,300	(2) 15	2,672	1,019	11'-1/8"	11'-5 5/8"	42'-0"	22'-5 3/4"
ESW4 14-46R22-AP	48,700	70,700	34,100	100	256,700	(2) 15	2,672	1,019	11'-1/8"	11'-5 5/8"	42'-0"	22'-5 3/4"

1 Model numbers will end in "-Z" for units with Series Flow piping configuration. Series Flow will require crossover piping. Model numbers will include "C" for units with stainless steel coil(s), "R" for units with low sound fan(s).
2 Heaviest section is the lower section.
3 Unit dimensions may vary slightly from catalog. See factory certified prints for exact dimensions. Coil connections are 4 inch bevel for weld (BFW). Other connection types such as grooved for mechanical coupling or flanged are also available as options.

ESW4 14-52K22-AP to 14-54R22-AP

Selections for ESW4 Closed Circuit Coolers are available from EVAPCO's Spectrum Equipment Selection Program or the ESW4 Thermal Performance Charts located on evapco.com.

NOTE: The coil connections increase to 6" BFW when the flow rate exceeds 450 gpm. This required option is referred to as the High Flow coil configuration. Connection locations for High Flow configuration may vary slightly from those shown here. Refer to certified drawings for exact piping interface locations.



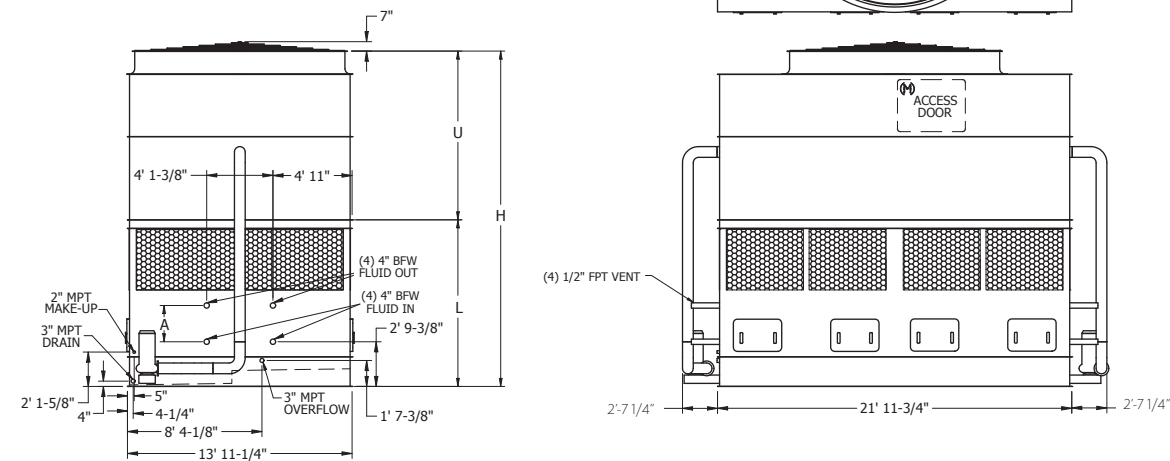
Model Number ¹	Weights (lbs.)			Fans		Spray Pump		Coil Volume (gallons)	Dimensions ³			
	Shipping (lbs)	Operating (lbs)	Heaviest Section ² (lbs)	HP	CFM	HP	GPM		Lower L	Upper U	Coil A	Height H
ESW4 14-52K22-AP	34,490	49,630	18,990	20	151,800	(2) 15	2,672	359	9'-11 1/8"	5'-3 3/4"	1'-0"	21'-6 3/4"
ESW4 14-52L22-AP	34,540	49,680	18,990	25	162,800	(2) 15	2,672	359	9'-11 1/8"	5'-3 3/4"	1'-0"	21'-6 3/4"
ESW4 14-52M22-AP	34,560	49,700	18,990	30	172,500	(2) 15	2,672	359	9'-11 1/8"	5'-3 3/4"	1'-0"	21'-6 3/4"
ESW4 14-52N22-AP	34,710	49,850	18,990	40	188,800	(2) 15	2,672	359	9'-11 1/8"	5'-3 3/4"	1'-0"	21'-6 3/4"
ESW4 14-52O22-AP	35,060	50,200	18,990	50	202,700	(2) 15	2,672	359	9'-11 1/8"	5'-3 3/4"	1'-0"	21'-6 3/4"
ESW4 14-52P22-AP	35,230	50,370	18,990	60	214,000	(2) 15	2,672	359	9'-11 1/8"	5'-3 3/4"	1'-0"	21'-6 3/4"
ESW4 14-52Q22-AP	35,470	50,610	18,990	75	229,000	(2) 15	2,672	359	9'-11 1/8"	5'-3 3/4"	1'-0"	21'-6 3/4"
ESW4 14-52R22-AP	35,910	51,050	18,990	100	250,500	(2) 15	2,672	359	9'-11 1/8"	5'-3 3/4"	1'-0"	21'-6 3/4"
ESW4 14-53K22-AP	38,490	55,000	22,990	20	151,800	(2) 15	2,672	524	9'-8 5/8"	5'-3 3/4"	19'-1/2"	22'-2 1/4"
ESW4 14-53L22-AP	38,540	55,050	22,990	25	162,800	(2) 15	2,672	524	9'-8 5/8"	5'-3 3/4"	19'-1/2"	22'-2 1/4"
ESW4 14-53M22-AP	38,560	55,070	22,990	30	172,500	(2) 15	2,672	524	9'-8 5/8"	5'-3 3/4"	19'-1/2"	22'-2 1/4"
ESW4 14-53N22-AP	38,710	55,220	22,990	40	188,800	(2) 15	2,672	524	9'-8 5/8"	5'-3 3/4"	19'-1/2"	22'-2 1/4"
ESW4 14-53O22-AP	39,060	55,570	22,990	50	202,700	(2) 15	2,672	524	9'-8 5/8"	5'-3 3/4"	19'-1/2"	22'-2 1/4"
ESW4 14-53P22-AP	39,230	55,740	22,990	60	214,000	(2) 15	2,672	524	9'-8 5/8"	5'-3 3/4"	19'-1/2"	22'-2 1/4"
ESW4 14-53Q22-AP	39,470	55,980	22,990	75	229,000	(2) 15	2,672	524	9'-8 5/8"	5'-3 3/4"	19'-1/2"	22'-2 1/4"
ESW4 14-53R22-AP	39,910	56,420	22,990	100	250,500	(2) 15	2,672	524	9'-8 5/8"	5'-3 3/4"	19'-1/2"	22'-2 1/4"
ESW4 14-54K22-AP	42,140	60,030	26,640	20	151,800	(2) 15	2,672	689	10'-4 1/8"	5'-3 3/4"	27'-0"	22'-9 3/4"
ESW4 14-54L22-AP	42,190	60,080	26,640	25	162,800	(2) 15	2,672	689	10'-4 1/8"	5'-3 3/4"	27'-0"	22'-9 3/4"
ESW4 14-54M22-AP	42,210	60,100	26,640	30	172,500	(2) 15	2,672	689	10'-4 1/8"	5'-3 3/4"	27'-0"	22'-9 3/4"
ESW4 14-54N22-AP	42,360	60,250	26,640	40	188,800	(2) 15	2,672	689	10'-4 1/8"	5'-3 3/4"	27'-0"	22'-9 3/4"
ESW4 14-54O22-AP	42,710	60,600	26,640	50	202,700	(2) 15	2,672	689	10'-4 1/8"	5'-3 3/4"	27'-0"	22'-9 3/4"
ESW4 14-54P22-AP	42,880	60,770	26,640	60	214,000	(2) 15	2,672	689	10'-4 1/8"	5'-3 3/4"	27'-0"	22'-9 3/4"
ESW4 14-54Q22-AP	43,120	61,010	26,640	75	229,000	(2) 15	2,672	689	10'-4 1/8"	5'-3 3/4"	27'-0"	22'-9 3/4"
ESW4 14-54R22-AP	43,560	61,450	26,640	100	250,500	(2) 15	2,672	689	10'-4 1/8"	5'-3 3/4"	27'-0"	22'-9 3/4"

1 Model numbers will end in "-Z" for units with Series Flow piping configuration. Series Flow will require crossover piping. Model numbers will include "C" for units with stainless steel coil(s), "R" for units with low sound fan(s).
2 Heaviest section is the lower section.
3 Unit dimensions may vary slightly from catalog. See factory certified prints for exact dimensions. Coil connections are 4 inch bevel for weld (BFW). Other connection types such as grooved for mechanical coupling or flanged are also available as options.

ESW4 14-55K22-AP to 14-56R22-AP

Selections for ESW4 Closed Circuit Coolers are available from EVAPCO's Spectrum Equipment Selection Program or the ESW4 Thermal Performance Charts located on evapco.com.

NOTE: The coil connections increase to 6" BFW when the flow rate exceeds 450 gpm. This required option is referred to as the High Flow coil configuration. Connection locations for High Flow configuration may vary slightly from those shown here. Refer to certified drawings for exact piping interface locations.



Model Number ¹	Weights (lbs.)			Fans		Spray Pump		Coil Volume (gallons)	Dimensions ³			
	Shipping (lbs)	Operating (lbs)	Heaviest Section ² (lbs)	HP	CFM	HP	GPM		Lower L	Upper U	Coil A	Height H
ESW4 14-55K22-AP	45,910	65,180	30,410	20	151,800	(2) 15	2,672	854	10'-11 5/8"	12' 5-5/8"	34-1/2"	23'-5 1/4"
ESW4 14-55L22-AP	45,960	65,230	30,410	25	162,800	(2) 15	2,672	854	10'-11 5/8"	12' 5-5/8"	34-1/2"	23'-5 1/4"
ESW4 14-55M22-AP	45,980	65,250	30,410	30	172,500	(2) 15	2,672	854	10'-11 5/8"	12' 5-5/8"	34-1/2"	23'-5 1/4"
ESW4 14-55N22-AP	46,130	65,400	30,410	40	188,800	(2) 15	2,672	854	10'-11 5/8"	12' 5-5/8"	34-1/2"	23'-5 1/4"
ESW4 14-55O22-AP	46,480	65,750	30,410	50	202,700	(2) 15	2,672	854	10'-11 5/8"	12' 5-5/8"	34-1/2"	23'-5 1/4"
ESW4 14-55P22-AP	46,650	65,920	30,410	60	214,000	(2) 15	2,672	854	10'-11 5/8"	12' 5-5/8"	34-1/2"	23'-5 1/4"
ESW4 14-55Q22-AP	46,890	66,160	30,410	75	229,000	(2) 15	2,672	854	10'-11 5/8"	12' 5-5/8"	34-1/2"	23'-5 1/4"
ESW4 14-55R22-AP	47,330	66,600	30,410	100	250,500	(2) 15	2,672	854	10'-11 5/8"	12' 5-5/8"	34-1/2"	23'-5 1/4"
ESW4 14-56K22-AP	49,600	70,250	34,100	20	151,800	(2) 15	2,672	1,019	11'-1/8"	12' 5-5/8"	42-0"	23'-5 3/4"
ESW4 14-56L22-AP	49,650	70,300	34,100	25	162,800	(2) 15	2,672	1,019	11'-1/8"	12' 5-5/8"	42-0"	23'-5 3/4"
ESW4 14-56M22-AP	49,670	70,320	34,100	30	172,500	(2) 15	2,672	1,019	11'-1/8"	12' 5-5/8"	42-0"	23'-5 3/4"
ESW4 14-56N22-AP	49,820	70,470	34,100	40	188,800	(2) 15	2,672	1,019	11'-1/8"	12' 5-5/8"	42-0"	23'-5 3/4"
ESW4 14-56O22-AP	50,170	70,820	34,100	50	202,700	(2) 15	2,672	1,019	11'-1/8"	12' 5-5/8"	42-0"	23'-5 3/4"
ESW4 14-56P22-AP	50,340	70,990	34,100	60	214,000	(2) 15	2,672	1,019	11'-1/8"	12' 5-5/8"	42-0"	23'-5 3/4"
ESW4 14-56Q22-AP	50,580	71,230	34,100	75	229,000	(2) 15	2,672	1,019	11'-1/8"	12' 5-5/8"	42-0"	23'-5 3/4"
ESW4 14-56R22-AP	51,020	71,670	34,100	100	250,500	(2) 15	2,672	1,019	11'-1/8"	12' 5-5/8"	42-0"	23'-5 3/4"

1 Model numbers will end in "-Z" for units with Series Flow piping configuration. Series Flow will require crossover piping. Model numbers will include "C" for units with stainless steel coil(s), "R" for units with low sound fan(s).

- 2 Heaviest section is the lower section.

3 Unit dimensions may vary slightly from catalog. See factory certified prints for exact dimensions. Coil connections are 4 inch bevel for weld (BFW). Other connection types such as grooved for mechanical coupling or flanged are also available as options.

Notes

[illegible][illegible]



EVAPCO, Inc. — World Headquarters & Research / Development Center


P.O. Box 1300 • Westminister, MD 21158 USA
410.756.2600 • marketing@evapco.com • evapco.com

North America

 **EVAPCO, Inc.**
World Headquarters
Westminster, MD USA
410.756.2600
marketing@evapco.com

 **EVAPCO East**
Taneytown, MD USA

 **EVAPCO East**
Key Building
Taneytown, MD USA

 **EVAPCO Midwest**
Greenup, IL USA
217.923.3431
evapcomw@evapcomw.com

 **Evapcold Manufacturing**
Greenup, IL USA

 **EVAPCO West**
Madera, CA USA
559.673.2207
contact@evapcowest.com

 **EVAPCO Alcoil, Inc.**
York, PA USA
717.347.7500
info@evapco-alcoil.com

 **EVAPCO Iowa**
Lake View, IA USA

EVAPCO Iowa
Sales & Engineering
Medford, MN USA
507.446.8005
evapcomn@evapcomn.com

 **EVAPCO LMP ULC**
Laval, Quebec, Canada
450.629.9864
info@evapcolmp.ca

 **EVAPCO Select Technologies, Inc.**
Belmont, MI USA
844.785.9506
emarketing@evapcoselect.com

 **Refrigeration Vessels & Systems Corporation**
Bryan, TX USA
979.778.0095
rsv@rvscorp.com

 **Tower Components, Inc.**
Ramseur, NC USA
336.824.2102
mail@towercomponentsinc.com

 **EvapTech, Inc.**
Edwardsville, KS USA
913.322.5165
marketing@evaptech.com

EVAPCO Dry Cooling, Inc.
Bridgewater, NJ USA
908.379.2665
info@evapcodc.com

EVAPCO Dry Cooling, Inc.
Littleton, CO USA
908.895.3236
info@evapcodc.com

EVAPCO Power México S. de R.L. de C.V.
Mexico City, Mexico
[52] 55.8421.9260
info@evapcodc.com

Asia Pacific

EVAPCO Asia Pacific Headquarters
Baoshan Industrial Zone Shanghai, P.R. China
(86) 21.6687.7786
marketing@evapcochina.com

 **EVAPCO (Shanghai) Refrigeration Equipment Co., Ltd.**
Baoshan Industrial Zone, Shanghai, P.R. China

 **EVAPCO (Beijing) Refrigeration Equipment Co., Ltd.**
Huairou District, Beijing, P.R. China
(86) 10.6166.7238
marketing@evapcochina.com

 **EVAPCO Air Cooling Systems (Jiaxing) Company, Ltd.**
Jiaxing, Zhejiang, P.R. China
(86) 573.8311.9379
info@evapcochina.com

 **EVAPCO Australia (Pty.) Ltd.**
Riverstone, NSW, Australia
(61) 02.9627.3322
sales@evapco.com.au

EvapTech (Shanghai) Cooling Tower Co., Ltd
Baoshan District, Shanghai, P.R. China.
Tel: (86) 21.6478.0265

EvapTech Asia Pacific Sdn. Bhd.
Puchong, Selangor, Malaysia
(60) 3.8070.7255
marketing-ap@evaptech.com

Europe | Middle East | Africa

EVAPCO Europe EMENA Headquarters
Tongeren, Belgium
(32) 12.39.50.29
evapco.europe@evapco.be

 **EVAPCO Europe BV**
Tongeren, Belgium

 **EVAPCO Europe, S.r.l.**
Milan, Italy
(39) 02.939.9041
evapcoeuropa@evapco.it

 **EVAPCO Europe, S.r.l.**
Sondrio, Italy

 **EVAPCO Europe A/S**
Aabybro, Denmark
(45) 9824.4999
info@evapco.dk

EVAPCO Europe GmbH
Meerbusch, Germany
(49) 2159.69560
info@evapco.de

EVAPCO Middle East DMCC
Dubai, United Arab Emirates
(971) 56.991.6584
info@evapco.ae

 **Evap Egypt Engineering Industries Co.**
A licensed manufacturer of EVAPCO, Inc.
Nasr City, Cairo, Egypt
(20) 10.05.432198
evapco@tiba-group.com

 **EVAPCO S.A. (Pty.) Ltd.**
A licensed manufacturer of EVAPCO, Inc.
Isando, South Africa
(27) 11.392.6630
evapco@evapco.co.za

South America

 **EVAPCO Brasil**
Equipamentos Industriais Ltda.
Indaiatuba, São Paulo, Brazil
(55) 11.5681.2000
vendas@evapco.com.br

 **FanTR Technology Resources**
Itu, São Paulo, Brazil
(55) 11.4025.1670
fantr@fantr.com